



## Recircumscription of *Lopholejeunea sikkimensis* (Lejeuneaceae: Marchantiophyta) and its varieties in India

PRIYANKA<sup>1</sup>, S.K. SINGH<sup>2,\*</sup> & ARUN K. PANDEY<sup>3</sup>

<sup>1</sup>Botanical Survey of India, Botanic Garden of Indian Republic, NOIDA-201303, India

[ranapriyanaka1087@gmail.com](mailto:ranapriyanaka1087@gmail.com)

<sup>2</sup>Botanical Survey of India, Northern Regional Centre, Dehradun-248195, Uttarakhand, India

[sksbsinc@rediffmail.com](mailto:sksbsinc@rediffmail.com); <https://orcid.org/0000-0002-6332-2010>

<sup>3</sup>Mansarovar Global University, Sehore-466001, Madhya Pradesh, India

[arunpandey79@gmail.com](mailto:arunpandey79@gmail.com); <https://orcid.org/0000-0003-0700-6723>

\*Corresponding author

### Abstract

The taxonomy of *Lopholejeunea sikkimensis* var. *tenuicostata*, *L. sikkimensis* var. *kumaunii* and *L. sikkimensis* var. *dentata* is evaluated. Based on study of numerous collections of *L. sikkimensis*, followed by comparison with the protologues of the varieties, we conclude that var. *tenuicostata* and var. *kumaunii* are not distinct from the typical variety. Hence both the varieties are placed here under synonymy of *L. sikkimensis*. *Lopholejeunea sikkimensis* var. *dentata*, however, is accepted as a distinct taxon. A detailed revised taxonomic description of *L. sikkimensis* is provided along with line drawing illustration and photographic plate for future identification and reference.

**Key words:** *Lopholejeunea*, variety, synonymy, taxonomic status

### Introduction

*Lopholejeunea* (Spruce 1884: 119) Stephani (1890: 285) is a “Sprucean” genus of Lejeuneaceae with the highest diversity in Southeast Asia (Gradstein 1991; Zhu & Gradstein 2005). The genus was described initially as subgenus of *Lejeunea* Libert (1820: 372) and subsequently assigned to generic rank by Stephani (1890). Stephani described 74 species including 24 new species in his monumental work ‘Species Hepaticarum’ (Stephani 1912), from different parts of the world. After Stephani, the number of species under *Lopholejeunea* increased drastically as can be seen in the Index Hepaticarum (Gradstein & Zijlstra in Geissler & Bischler 1985) wherein 123 species are listed across the globe. In addition to these, nomenclatural changes were carried out in the framework of monographs and revisions (Thiers & Gradstein 1989; Gradstein 1991, 1994; Gradstein *et al.* 2002; Wigginton 2004; Zhu & Gradstein 2005; Haerida *et al.* 2010; Kornochalert *et al.* 2012; Wang *et al.* 2016) and new species were added (e.g. Mizutani & Piippo 1986; Tixier 1986; Thiers & Gradstein 1989; Gradstein & Hekking 1989; Piippo 1990; Awasthi *et al.* 2000; Sass-Gyarmati 2001, 2005, 2008; Singh 2002; Zhu & Gradstein 2004, 2005; Singh & Nath 2006; Dey & Singh 2011; Kushwaha *et al.* 2017). Currently, more than 50 accepted species (Sass-Gyarmati in Söderström *et al.* 2016) are accepted globally, mostly distributed in the tropical regions. However, this number may change as a result of future taxonomic revisions. The genus can be distinguished by its blackish green shoots, isodiametric leaf cells having homogenous oil-bodies, lobules with one tooth, unlobed underleaves, enlarged cortical cells and a toothed to lacinate, 2–5-keeled perianth without *Radula*-type innovations (Zhu & Gradstein 2005).

The earliest records of the genus *Lopholejeunea* in India came into light with the publication of William Mitten (Mitten 1861) who reported *Lejeunea applanata* (Reinwardt *et al.* 1825: 210) Nees von Esenbeck (1845: 314) (= *Lopholejeunea applanata* (Reinwardt *et al.* 1825: 210) Schiffner (1893: 129) from Sikkim and Khasi Hills, and *Lejeunea subfusca* (Nees von Esenbeck 1830: 36) Nees von Esenbeck & Montagne (1836: 61) (= *Lopholejeunea subfusca* (Nees von Esenbeck 1830: 36) Schiffner (1897: 593) from Khasi Hills and Madras (now in Tamil Nadu). Later, 9 species and 2 varieties were added, viz., *L. abortiva* (Mitten 1879: 399) Stephani (1912: 70) var. *abortiva*, *L. abortiva* var. *doliiformis* Awasthi *et al.* (2000: 41), *L. applanata*, *L. eulopha* (Taylor 1846: 391) Schiffner (1893: 129), *L. indica*

Udar & Awasthi (1985–1983: 174), *L. javanica* (Nees von Esenbeck 1845: 320) Schiffner (1893: 129), *L. kashyapii* Awasthi *et al.* (2000: 48), *L. nicobarica* Stephani (1896: 111), *L. nigricans* (Lindenberg 1845: 316) Schiffner (1898: 293), *L. nilgiriensis* Awasthi *et al.* (2000: 51), *L. sikkimensis* var. *dentata* Awasthi *et al.* (2000: 56), *L. sikkimensis* Stephani (1912: 87) var. *sikkimensis*, and *L. subfusca* (Awasthi *et al.* 2000 and literature therein). Zhu & Gradstein (2005) in their revision of Asian *Lopholejeunea*, accepted only five species from India, *i.e.* *Lopholejeunea applanata*, *L. eulopha*, *L. nigricans*, *L. recurvata* Mizutani (1979: 369) and *L. subfusca*. The remaining taxa were placed in synonymy: *L. abortiva*, *L. abortiva* var. *doliiformis*, *L. javanica*, *L. kashyapii*, *L. sikkimensis* and *L. sikkimensis* var. *dentata* were synonymized under *L. nigricans*, *L. nicobarica* under *L. eulopha*, and *L. indica* and *L. nilgiriensis* under *L. subfusca*.

Singh *et al.* (2016) in a review of the taxonomic status of Indian *Lopholejeunea* disagreed with the synonymy proposed by Zhu and Gradstein (2005) and resurrected several species that were treated as phenotypes of *L. nigricans* by Zhu & Gradstein (2005). However, Singh *et al.* (2016) agreed with synonymy of *L. nicobarica* under *L. eulopha* and *L. nilgiriensis* under *L. subfusca*; in addition, they synonymized *L. nongstoinii* Singh & Nath (2006: 32) under *L. subfusca*. Singh *et al.* (2016) accepted 12 species and 3 varieties in India including several recently described and reported taxa *i.e.* *L. sikkimensis* var. *tenuicostata* Singh & Singh (2005: 189) (Singh & Singh 2005), *L. udarii* Dey & Singh (2011: 197) (Dey & Singh 2011), *L. soae* Zhu & Gradstein (2005: 69) (Singh & Singh 2016). More recently, *L. sikkimensis* var. *kumaunii* Kushwaha *et al.* (2017: 543) (Kushwaha *et al.* 2017) was described from India.

In the course of a revisionary study of the ptychanthoid genera of Lejeuneaceae in India, *Lopholejeunea sikkimensis*, a species resurrected from the synonymy of *L. nigricans* by Singh *et al.* (2016), was studied comprehensively. By comparing the varieties *L. sikkimensis* var. *dentata*, *L. sikkimensis* var. *kumaunii* and *L. sikkimensis* var. *tenuicostata* with the typical variety, the authors reached the conclusion that var. *tenuicostata* and var. *kumaunii* do not warrant separate status and fall within the range of variation of the typical variety. *Lopholejeunea sikkimensis* var. *dentata*, however, is a distinct taxon (Table 1). Unless otherwise mentioned, all the specimens are deposited in the Cryptogamic herbarium of the Botanical Survey of India, Eastern Regional Centre Shillong (ASSAM).

## Taxonomic treatment

### 1a. *Lopholejeunea sikkimensis* Steph. var. **sikkimensis**, Sp. Hepat. 5: 87. 1912

(Figs. 1–3)

Awasthi *et al.*, Geophytology 29: 58. 2000; Singh & Nath, Hepat. Khasi & Jaintia Hills: East. Himal. 240. 2007; Singh & Ghosh, Bull. Bot. Surv. India 49: 161. 2007; Singh *et al.* in Mohamed *et al.* (eds.) Bryol. New Millenn. Kuala Lumpur, Univ. Malaya 124. 2008; Pradhan & Joshi, Bot. Orient. 6: 72. 2009; Kapoor *et al.*, Geophytology 38: 26. 2011; Barbhuiya & Singh, Archiv Bryol. 134: 5. 2012; Singh *et al.*, Liverw. Hornw. India, Annot. Checkl. 157. 2016

(=) *Lopholejeunea sikkimensis* var. *kumaunii* B.K.Kushwaha, S.N.Srivast., M.Rai & Prateek Srivast., Int. J. Life Sci. 5 (4): 544. 2017. Holotype: India, Uttarakhand, Pithoragarh, Munsyari, 2195 m, 06.10.2015, S.N. Srivastava *et al.* WHKP 0262 L/15 (DUTHIE) **syn. nov.**

(=) *Lopholejeunea sikkimensis* var. *tenuicostata* Sushil K.Singh & D.K.Singh, Bull. Bot. Surv. India 47 (1): 189. 2005. Holotype: India, Himachal Pradesh, Kullu, Sainj Valley, on the way from Bah–Lapah, c. 1800 m, 26.05.2002, S.K.Singh 99594b (CAL !) **syn. nov.**

Plants dark green to blackish green at maturity, blackish brown in herbarium specimen, closely appressed to the substrate; shoots 6.0–27 mm long, 0.7–1.4 mm wide, irregularly branched, branching mostly *Lejeunea*-type. Stem in section ellipsoid in outline, 85–170 × 68–120 μm, 5–8 cells across, well differentiated into cortex and medulla; cortical cells in layer of 11–16 cells, quadrate–subquadrate or pentagonal, 15.3–38.4 × 11.5–31 μm, thin or slightly thick-walled; medullary cells somewhat equal or slightly smaller than cortical cells 9–22, pentagonal–hexagonal or polygonal, 19–34 × 10–32.9 μm, slightly to moderately thick-walled with distinct triradiate trigones; ventral merophytes 3–4 cells wide. Rhizoids present at base near insertion of underleaves, somewhat hyaline. Leaves approximate to imbricate; lobes ovate, 0.60–0.82 × 0.49–0.58 mm, margin entire, apex rounded, sometimes incurved; marginal leaf cells towards apex quadrate–subquadrate or pentagonal or rarely subrectangular, 7–12.1 × 6.6–8.6 μm, median leaf cells subquadrate–hexagonal or occasionally polygonal, 13.7–28.2 × 10.8–14.4 μm, basal cells slightly elongated, hexagonal–polygonal, 13.9–28.7 × 11.1–14.6 μm; trigones small triradiate, intermediate thickenings often present; oil-bodies 12–14 per median cell, homogeneous, spherical–elliptical, 2.1–5.5 × 1.2–3.8 μm; leaf lobules saccate, 1/4–1/2 as long as leaf

lobe, 0.16–0.30 × 0.11–0.21 mm, free lateral margin 5–13-celled with a 1–2 cells long tooth, preapical tooth indistinct, lobule apex attached to leaf lobe by one cell; hyaline papillae near the tooth not observed; rudimentary stylus often present at leaf base inserting the stem. Underleaves remotely arranged at lower portion of shoot, imbricated towards apex, suborbicular–reniform, 0.41–0.52 × 0.31–0.42 mm, 2–4 times wider than the stem, margins entire, sometimes recurved, insertion line shallowly curved. Monoicous. Androecia usually intercalary; bracts imbricate, in 6–9 pairs, saccate; bract lobe ovate, 0.16–0.33 × 0.05–0.26 mm, margin entire, apex rounded; bract lobule almost as long as bract lobe, bearing 1 (–2) antheridium per bract; antheridium globose, 90–100 µm in diam. with c. 0.11 mm long stalk; bracteoles 6–9, almost identical in shape of underleaves, comparatively much smaller. Gynoecia terminal on main or short lateral branches, occasionally *Lejeunea*-type pseudo-innovations observed; bract usually in one pair, lobe ovate–obovate, 0.83–1.1 × 0.52–0.74 mm, margin entire to toothed, apex rounded, obtuse–subacute to apiculate; bract lobules iso- or heteromorphic, 1/4–1/2 to 3/4 of bract length, subtriangular–rectangular, 0.44–0.67 × 0.20–0.26 mm, margin entire to denticulate; bracteole suborbicular or obovate or very rarely cordate, covering 3/4<sup>th</sup> portion of perianth or occasionally covering the entire perianth, 0.7–1.2 × 0.9–1.1 mm, margin entire, apex rounded or shallowly depressed, often recurved. Perianth obovate, 0.8–1.1 × 0.45–0.75 mm, 5-keeled; keels smooth or denticulate–dentate; dentitions (1–) 3–6-celled long, 3–4 cells wide at base, surface between keels smooth or sometimes with small dentations; rostrum 1–3-cells long, occasionally with mamillated terminal cells. Seta hyaline, in transverse section orbicular, with 4 inner cells surrounded by 16 outer cells. Capsule light–dark brown, globose, 250–300 µm across diam., 4 valves, valves wall bistratose in upper half; outer wall upper portion have rectangular cells (marginal cells small) with nodular thickenings at tangential and radial walls; inner walls cells somewhat smaller with nodular thickenings and poses dark yellowish sheet like thickening with pitted or oblong area. Elaters linear, 140–190 µm long and 10–11 µm wide, with single spiral band. Spores subsisodiametric, usually slightly elongated, subovate, 31–63 × 24–36 µm, exine granulose–verrucose, often with 2–4 rosettes on each face consist of 5–7 papillose teeth.

**Habitat:** The plants usually grow on bark of tree as an epiphyte either in pure population or in association with other bryophytes, at an elevation of 100–1800 m asl. Epiphyllous, terrestrial as well as lithophytic populations are also recorded of this species.

**Distribution:** INDIA: Assam (Barbhuiya & Singh 2012); Chhattisgarh (Kapoor *et al.* 2010); Jammu & Kashmir (Langer & Tanwir 2002); Karnataka & Kerala (Awasthi *et al.* 2000); Madhya Pradesh (Mizutani 1976; Lal & Parihar 1979; Singh & Kaul 2002); Manipur (U.S. Awasthi *et al.* 2000); Meghalaya (Mizutani 1976; Singh & Nath 2006); Sikkim (Stephani 1912; Chopra 1938; Zhu & Long 2003); Tamil Nadu (Awasthi *et al.* 2000); Uttarakhand (Mizutani 1976; present report); BHUTAN (Long & Grolle 1990); NEPAL (Pradhan & Joshi 2009).

**Specimens examined:** India, Eastern Himalaya, **Mizoram**, Mamit, Dampa Tiger Reserve, Teirei range, 23°42'21" N, 92°24'33.7" E, 597 m, 22.11.2011, *S.K.Singh et al.*, 123809A, 123810B; Teirei range, 23°42'6.2" N, 92°24'17.7" E, 650 m, 22.11.2011, *S.K.Singh et al.*, 123812A; Teirei range, 23°41'39" N, 92°24'29.4" E, 758 m, 22.11.2011, *S.K.Singh et al.*, 123834; Teirei range, 23°41'30" N, 92°24'42.6" E, 755 m, 22.11.2011, *S.K.Singh et al.*, 123839A; Teirei range, 23°41'6" N, 92°24'45" E, 740 m, 22.11.2011, *S.K.Singh et al.*, 123842B; Teirei range, Luhinar side, 23°40'46.4" N, 92°27'10.3" E, 265 m, 24.11.2011, *S.K.Singh et al.*, 123988A, 123989C; Phuldungsei Range, 23°35'9.7" N, 92°26'42.7" E, 754 m, 26.11.2011, *S.K.Singh et al.*, 124044D; Phuldungsei Range, 23°39'0.4" N, 92°25'51.4" E, 868 m, 26.11.2011, *S.K. Singh et al.*, 124052A; Phuldungsei Range, 23°31'16.7" N, 92°25'11.5" E, 828 m, 26.11.2011, *S.K.Singh et al.*, 124057A; Phuldungsei Range, 23°29'57" N, 92°24'58.5" E, 873 m, 27.11.2011, *S.K.Singh et al.*, 124070C, 124071B; Phuldungsei Range, 23°29'59.1" N, 92°24'52.8" E, 832 m, 27.11.2011, *S.K.Singh et al.*, 124073B, 124074; Phuldungsei Range, 23°30'1.9" N, 92°24'48" E, 798 m, 27.11.2011, *S.K.Singh et al.*, 124078; Phuldungsei Range, 23°30'1.9" N, 92°24'51.8" E, 838 m, 27.11.2011, *S.K.Singh et al.*, 124079; Phuldungsei Range, 23°30'1.9" N, 92°24'51.8" E, 838 m, 27.11.2011, *S.K.Singh et al.*, 124080; Phuldungsei Range, 23°30'3.9" N, 92°24'59.1" E, 952 m, 27.11.2011, *S.K.Singh et al.*, 124108A; Phuldungsei Range, 23°30'47.9" N, 92°25'11.6" E, 870 m, 27.11.2011, *S.K.Singh et al.*, 124128B; Phuldungsei Range, 23°30'53.4" N, 92°25'1.1" E, 944 m, 28.11.2011, *S.K.Singh et al.*, 124178B; Phuldungsei Range, 23°30'58.5" N, 92°25'8" E, 912 m, 28.11.2011, *S.K.Singh et al.*, 124185; On way to North Marpara, 23°55'56" N, 92°25'25" E, 100 m, 29.11.2011, *S.K.Singh et al.*, 124195C, 124196B, 124197B, 124198B, 124199A; Lunglei, Tawipui, 22°41'58" N, 92°50'31" E, 885 m, 04.07.2008, *S.K.Singh et al.*, 119961B, 119964; Bualte, 22°48'22" N, 92°48'40" E, 663 m, 04.07.2008, *S.K.Singh et al.*, 119967B, 119969A; Near Lunglei, 22°50'02" N, 92°48'07" E, 1091 m, 04.07.2008, *S.K.Singh et al.*, 119972; Hnathial to Liete, 22°54'35" N, 92°54'51" E, 640 m, 05.07.2008, *S.K.Singh et al.*, 119998C, 120004B; Laisawral, 23°15'46.7" N, 92°28'17.9" E, 812 m, 29.11.2011, *S.K.Singh et al.*, 124202; Thorang WLS, 23°14'40.8" N, 92°33'22.5" E, 896 m, 30.11.2011, *S.K.Singh et al.*, 124208C; Thorang WLS, 23°14'42" N, 92°33'22" E, 905 m, 30.11.2011, *S.K.Singh et al.*, 124212C; Thorang WLS, 23°14'46.3" N, 92°33'17.1" E, 960 m, 30.11.2011, *S.K.Singh et al.*, 124218; Thorang WLS, 23°14'57.3" N, 92°33'48.8" E, 609

m, 30.11.2011, *S.K.Singh et al.*, 124238B; Khawanglung WLS, 23°09'28.8" N, 92°54'09.1" E, 774 m, 04.12.2012, *S.K.Singh et al.*, 127714A, 127715A; Kolasib, Bukpui forest, 23°56'41" N, 92°45'47" E, 1081 m, 04.12.2010, *S.K.Singh et al.*, 120464C, 120465D, 120467A, 120471C; Bukpui forest, 24°04'42.7" N, 92°47'22" E, 930 m, 05.12.2010, *S.K.Singh et al.*, 120502C; Aizawl, Tawi WLS, 23°33'46.5" N, 92°57'05.6" E, 1636 m, 06.12.2012, *S.K.Singh et al.*, 127822B; Champhai, Murlen National Park, 23°38'43" N, 93°17'32.6" E, 1580 m, 19.02.2009, *S.K.Singh et al.*, 120047C; Murlen National Park, 23°38'32.7" N, 93°17'34" E, 1492 m, 19.02.2009, *S.K.Singh et al.*, 120089C; Murlen National Park, 23°38'59" N, 93°17'20.8" E, 1600 m, 20.02.2009, *S.K.Singh et al.*, 120115D, 120116E; Murlen National Park, 23°38'35.1" N, 93°18'1.5" E, 1400 m, 20.02.2009, *S.K.Singh et al.*, 120148C, 120152, 120166; Murlen National Park, 23°38'52.6" N, 93°17'26.7" E, 1300 m, 20.02.2009, *S.K.Singh et al.*, 120206D, 120207D; Murlen National Park, 23°38'47.8" N, 93°17'32.3" E, 1500 m, 21.02.2009, *S.K.Singh et al.*, 120251A; Champahai—Khazawl, 23°30'26" N, 93°12'40" E, 924 m, 24.02.2009, *S.K.Singh et al.*, 120439B; Saiha, Blue Mountain National Park Area, Sangau—Sentetfiang, 22°43'20" N, 93°02'52" E, 1385 m, 25.06.2008, *S.K.Singh et al.*, 119716E; Sentetfiang—Thaltlang, 22°42'27" N, 93°02'50" E, 1266 m, 25.06.2008, *S.K.Singh et al.*, 119731B, 119732A, 119733C, 119734A; Sentetfiang—Thaltlang, 22°42'17" N, 93°02'49" E, 1290 m, 25.06.2008, *S.K.Singh et al.*, 119737B, 119741A; Sentetfiang—Thaltlang, 22°41'59" N, 93°02'55" E, 1400 m, 25.06.2008, *S.K.Singh et al.*, 119754B, 119757D; Sentetfiang—Thaltlang, 22°41'55" N, 93°03'05" E, 1377 m, 25.06.2008, *S.K.Singh et al.*, 119760C; Thaltlang—Phawngpui Peak, 22°41'26" N, 93°03'24" E, 1431 m, 26.06.2008, *S.K.Singh et al.*, 119776E; Blue Mountain National Park Area, Thaltlang—Phawngpui Peak, 22°41'26" N, 93°03'24" E, 1433 m, 26.06.2008, *S.K.Singh et al.*, 119778B, Thaltlang—Phawngpui Peak, 22°41'26" N, 93°03'24" E, 1434 m, 26.06.2008, *S.K.Singh et al.*, 119779A, 119780C; Thaltlang—Phawngpui Peak, 22°41'30" N, 93°03'10" E, 1609 m, 26.06.2008, *S.K.Singh et al.*, 119783I; Thaltlang—Sangau, 22°41'26" N, 93°03'41" E, 1261 m, Corticolous, 26.06.2008, *S.K.Singh et al.*, 119810B; Thaltlang—Sangau, 22°42'01" N, 93°02'52" E, 1352 m, 26.06.2008, *S.K.Singh et al.*, 119831B; Thaltlang—Sangau, 22°42'07" N, 93°02'51" E, 1320 m, 26.06.2008, *S.K.Singh et al.*, 119843C; Sangau—Pangkhu, 22°44'21" N, 93°03'50" E, 1250 m, 27.06.2008, *S.K.Singh et al.*, 119851A; Sangau (towards S. Vanlaiphai), 22°45'18" N, 93°02'51" E, 1342 m, 29.06.2008, *S.K.Singh et al.*, 119885C; Near Cheural, 22°41'44" N, 93°02'02" E, 1039 m, 01.07.2008, *S.K.Singh et al.*, 119903B; Near Bualpui, 22°34'32" N, 93°01'51" E, 1277 m, 01.07.2008, *S.K.Singh et al.*, 119913B; on way from Vawmbuk to Blue Mountain Peak, 22°36'47.1" N, 93°03'24.8" E, 1715 m, 28.11.2012, *S.K.Singh et al.*, 127514C; on way from Vawmbuk to Blue Mountain Peak, 22°36'51.7" N, 93°04'01" E, 1519 m, 28.11.2012, *S.K.Singh et al.*, 127524D; Saiha Circuit House, 22°29'27" N, 92°59'17" E, 1180 m, 03.07.2008, *S.K.Singh et al.*, 119948; Saiha to Lungzarthum, 22°30'00" N, 92°01'11" E, 1615 m, 04.07.2008, *S.K.Singh et al.*, 119953A. **Tripura**, North district, Jampui Hills, Thumlai dam side, 23°59'23.2"N, 92°16'23.4"E, c. 506 m, 20.10.2015, *Shashi Kumar*; TSLI-1016; **Manipur**, Tengnoupal district, Yangoupokpi Lokchao WLS, Laiching area, 24°16'45.4"N, 94°18'55.2"E, 308m, 13.07.2014, *Shashi Kumar*; TSLI-71; **Assam**, Cachar, Borail WLS, Kalain Range, *H.A. Barbhuiya*, 10.11.2011, 124416; Western Himalaya, **Uttarakhand**, Dehradun, 192 Kaulagarh Road, c. 600 m, 08.08.2023, *S.K.Singh & Priyanka* RLPI-1001; 21.08.2023, RLPI-1002, RLPI-1003, 04.09.2023, RLPI-4 (BSD).

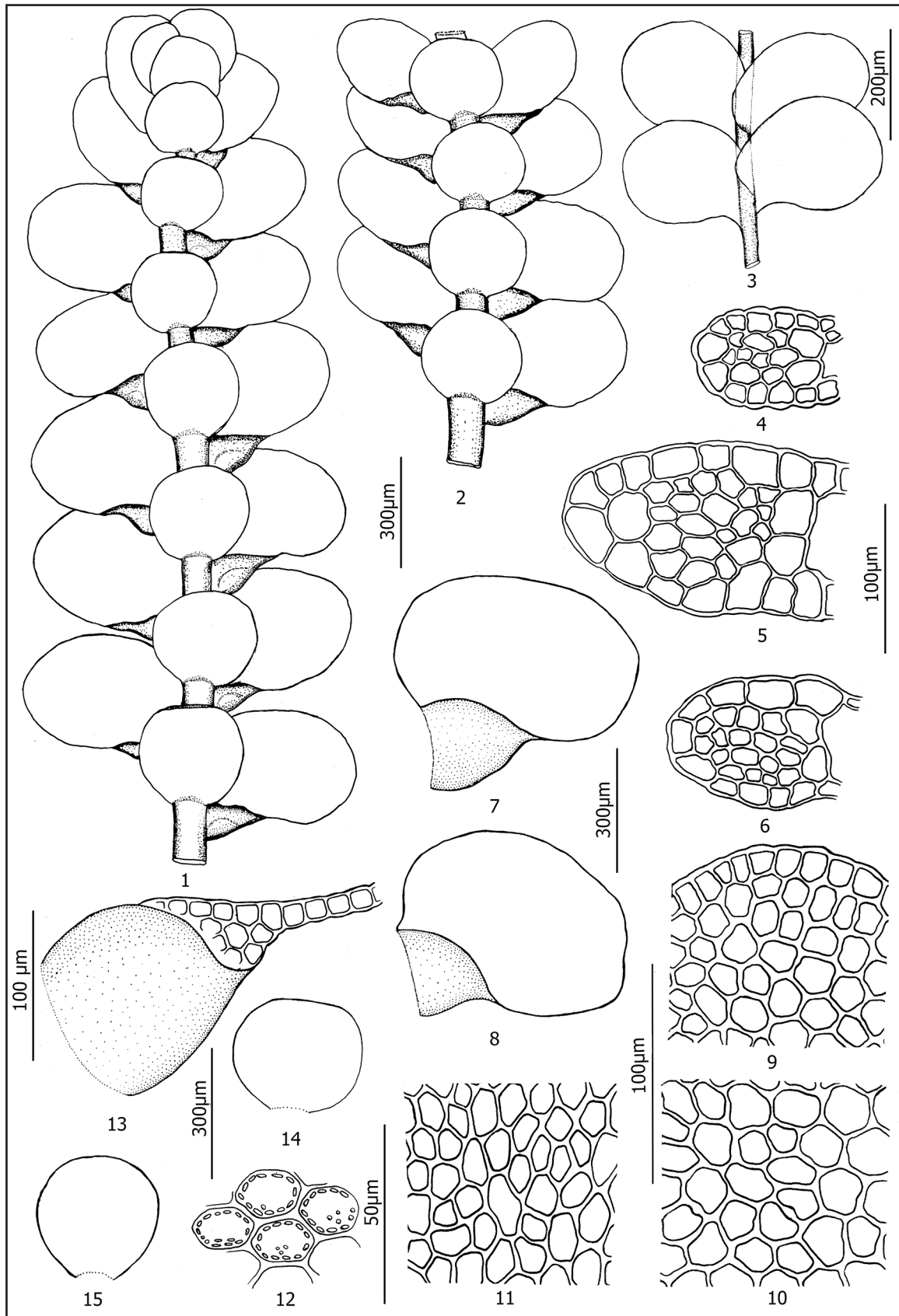
*Lopholejeunea sikkimensis* var. *tenuicostata* S.K.Singh & D.K.Singh India, Himachal Pradesh, Great Himalayan National Park (Kullu), Sainj Valley, on way from Bah-Lapah, c. 1800 m, 26.05.2002, *S.K. Singh* 99594-b (Holotype: BSD!).

**1b. *Lopholejeunea sikkimensis* var. *dentata*** U.S.Awasthi, S.C.Srivast. & D.Sharma, *Geophytology* 29: 56. 2000. Holotype: India, Meghalaya, East Khasi Hills, Shillong, Elephant falls, c. 1600 m, 09.11.1979, *U.S. Awasthi & A Kumar*; 3939/79 (LWU)


The species is characterised by 5–10 mm long and 0.5–0.9 mm wide leafy shoots; stem 7–8 cells across diameter with 10–12 thick-walled cortical cells and 26–32 thin-walled medullary cells. The leaf lobules are 1/3–1/2 as long as lobe. Male bracts are arranged in 4 pairs terminally. The female bracts are ovate–obovate with dentate margin and acute apex. The perianth is 4-keeled with dentitions; dentitions (-2) 4–9-cells long, (-2) 3–4 cells wide at base (*Awasthi et al.* 2000 & our own observations).

*Distribution*: India [Meghalaya, Mizoram], endemic (*Singh et al.* 2016; *Singh* 2017).


*Specimens examined*: Mizoram, Mamit, Dampa Tiger Reserve, Teirei range, 23°40'51.8" N, 92°25'18" E, 817 m, 22.11.2011, *S.K.Singh et al.*, 123851B, 123852F.



**FIGURE 1.** *Lopholejeunea sikkimensis* var. *sikkimensis*. 1,2. Portions of plant in ventral view. 3. A portion of plant in dorsal view. 4–6. Cross-sections of stem. 7, 8. Leaves. 9. Marginal leaf cells towards apex. 10. Median leaf cells. 11. Basal leaf cells. 12. Leaf cells with oil-bodies. 13. A leaf lobule. 14,15. Underleaves (Figs. 1–4, 6–15 drawn from Singh *et al.* RLPI-1003 and fig. 5 drawn from Singh *et al.* RLPI-1002 by Priyanka).



**FIGURE 2.** *Lopholejeunea sikkimensis* var. *sikkimensis*. 16. An androecial branch. 17. Male bracts. 18. Gynoecial branch with perianth. 19, 20. Two different female bract and bracteole. 21–24. Female bracts. 25. Female bract lobule free margin with teeth. 26. Female bracteole. 27–29. Three different kinds of perianth. 30, 31. Cross-sections of perianth. 32, 33. Dentitions on perianth keels. 34. Cross-section of seta. 35. Outer capsule wall. 36. Spores. 37. An elater (Figs. 16–27, 29, 31–32, 34–37 drawn from Singh *et al.* RLPI-1003; figs. 28, 30, 33 drawn from Singh *et al.* RLPI-1002 by Priyanka).



**FIGURE 3.** *Lopholejeunea sikkimensis* var. *sikkimensis*. 1. A plant with gynoecium. 2. A portion of plant in ventral view. 3. A portion of plant in dorsal view. 4. A portion of leaf showing lobule attachment (1-celled). 5. Rudimentary stylus at leaf base inserting the stem (arrow). 6. Marginal leaf cells towards apex. 7. Median leaf cells. 8. Basal leaf cells. 9. Leaf cells showing oil-bodies. 10,11. Cross-sections of stem. 12. Female bracts. 13. Bracteole. 14–16. Different shape and arrangement type of female bracts and bracteoles. 17–19. Entire to dentate perianths. 20. Gynoecial branch with mature sporophyte. 21. Cross-section of seta. 22. The upper portion of inner capsule wall. 23. The upper portion of outer capsule wall. 24. Spores (Figs. 1–10, 12–14, 16–17, 20–24 photographed from Singh *et al.* RLPI-1003; figs. 11,15,18,19 photographed from Singh *et al.* RLPI-1002 by Priyanka &

Singh).

## Discussion

The present study reveals that *Lopholejeunea sikkimensis* shows high plasticity in its morpho-taxonomic characters. While the typical form is chiefly characterized by its ovate leaf lobes with rounded apices; suborbicular–reniform underleaves; denticulate–dentate bracts and lobule; entire bracteole and 5-keeled dentate perianth (Mizutani 1976; Awasthi *et al.* 2000 and our own observations), we noticed variation in the size of leaf lobe and lobule, anatomy of the stem (delicate to firm), shape and size of the female bract and bracteole, presence and absence of dentations on the female bract and lobule, perianth symmetry, and keels with reduced to prominent dentition. The observed variations lead to the conclusion that the described varieties *L. sikkimensis* var. *tenuicostata* and *L. sikkimensis* var. *kumaunii* are synonyms whereas *L. sikkimensis* var. *dentata* is a distinct taxon, being characterized by a 4-keeled instead of 5-keeled perianth. A comparison of the varieties of *L. sikkimensis* is presented in Table 1.

**TABLE 1.** Comparison of the known varieties of *Lopholejeunea sikkimensis* Steph.

Serial No.	Characters	<i>L. sikkimensis</i> var. <i>sikkimensis</i> (Awasthi <i>et al.</i> 2000 & our own observation).	<i>L. sikkimensis</i> var. <i>tenuicostata</i> (Singh & Singh 2005).	<i>L. sikkimensis</i> var. <i>kumaunii</i> (Kushwaha <i>et al.</i> 2017).	<i>L. sikkimensis</i> var. <i>dentata</i> (Awasthi <i>et al.</i> 2000).
1.	Leafy shoots	5–27 mm long, 0.7–1.4 mm wide.	5–9 mm long, 1.1–1.3 mm wide.	6–25 mm long, 0.4–1 mm wide.	5–10 mm long, 0.5–0.9 mm wide.
2.	Stem	6–8 cells across; cortical cells 11–18, ± thick-walled, medullary cells in 9–22 (-32) vertical rows.	6 cells across; cortical cells 11–13, thick-walled, medullary cells in 13–17 vertical rows.	6 cells across; cortical cells 13–14, thick-walled; medullary cells in 14–16 vertical rows.	7–8 cells across; cortical cells 10–12, thick-walled; medullary cells in 26–32 vertical rows.
3.	Leaf lobule	saccate, 1/4–1/2 as lobe length.	saccate, c. 1/3 as long as lobe length.	saccate, 1/3 as long as lobe length.	saccate, 1/3–1/2 as long as lobe length.
4.	Male bract	intercalary, in 7–9 pairs.	intercalary, in 7–9 pairs.	not recorded.	terminal, in 4 pairs.
5.	Female bract	ovate–obovate with dentate to entire margin and rounded–subacute apex.	ovate–obovate, with dentate margin and often acute apex.	broadly ovate with entire to denticulate margin and obtuse apex.	ovate–obovate with dentate margin and acute apex.
6.	Female bracteole	suborbicular or obovate or rarely cordate, covering 3/4 to complete perianth.	almost orbicular, covering 3/4 portion of perianth.	suborbicular, covering complete perianth.	suborbicular, covering 3/4 portion of perianth.
7.	Perianth	5-keeled; keels denticulate–dentate or smooth; dentitions (1-) 3–6-cells long, 3–4 cells wide at base.	5-keeled; keels dentate; dentitions 3–6 cells long, 2–3 (-4) cells wide at base.	5-keeled, keels with rudimentary or small 1–2 cells long and wide at base.	4-keeled; keels dentate; dentitions (-2) 4–9-cells long, (2-) 3–4 cells wide at base.

## Acknowledgements

The authors are thankful to Director, Botanical Survey of India, Kolkata & H.o.O., Botanical Survey of India, Northern Regional Centre, Dehradun for facilities and encouragements. We express our sincere thanks to the two reviewers for their prompt and meaningful review of this manuscript.

## References

- Awasthi, U. S., Srivastava, S.C. & Sharma, D. (2000) *Lopholejeunea* (Spruce) Schiffn. in India. *Geophytology* 29: 35–60.  
Barbhuiya, H.A. & Singh, S.K. (2012) Liverwort and Hornwort of Borail Wild Life Sanctuary, Assam, India. *Archive for Bryology* 134: 1–12.



- Chopra, R.S. (1938) Notes on Indian Hepatics II. Sikkim Himalayas and Bengal. *Proc. Proceedings, Indian Academy of Sciences*. Section B 8: 427–439. [<https://www.ias.ac.in/article/fulltext/secb/008/06/0427-0439>]  
<https://doi.org/10.1007/BF03048485>
- Dey, M. & Singh, D.K. (2011) A new *Lopholejeunea* (Spruce) Schiffn. (Hepaticae: Lejeuneaceae) from India. *Nelumbo* 53: 197–200.  
<https://doi.org/10.20324/nelumbo/v53/2011/57578>
- Gottsche, C.M., Lindenbergh, J.B.W. & Nees von Esenbeck, C.G. (1844-1847) *Synopsis Hepaticarum*. Meissner, Hamburg.  
<https://doi.org/10.5962/bhl.title.15221>
- Gradstein, S.R. & Hekking, W.H.A. (1989) A catalogue of the bryophytes of the Guianas. I. Hepaticae and Anthocerotae. *Journal of the Hattori Botanical Laboratory* 66: 197–230.
- Gradstein, S.R. & Zijlstra, G. (1985) *Lopholejeunea* (Spruce) Schiffn. In: Geissler, P. & Bischler, H. (Eds.), *Index Hepaticarum. Lembidium to Mytilopsis*, 10. J. Cramer Vaduz Liechtenstein, pp. 123–132.
- Gradstein, S.R. (1991) Diversity and distribution of Asian Lejeuneaceae subfamily Ptychanthoideae. *Tropical Bryology* 4: 1–16.  
<https://doi.org/10.11646/bde.4.1.3>
- Gradstein, S.R. (1994) *Flora Neotropica. Monograph 62. Lejeuneaceae: Ptychantheae, Brachiolejeuneae*. The New York Botanical Garden, New York.
- Gradstein, S.R., He, X.-L., Piippo, S. & Mizutani, M. (2002) Bryophyte flora of the Huon Peninsula, Papua New Guinea. LXVIII. Lejeuneaceae subfamily Ptychanthoideae (Hepaticae). *Acta Botanica Fennica* 174: 1–88.
- Haerida, I., Gradstein, S.R. & Tjitrosiedirdjo, S.S. (2010) Lejeuneaceae subfamily Ptychanthoideae (Hepaticae) in West Java. *Gardens' Bulletin Singapore* 62 (1): 53–103.
- Kapoor, R., Nath, V. & Asthana, A.K. (2010) Studies on the bryoflora of Achanakmar Wildlife Sanctuary, Chhattisgarh, India. *Geophytology* 38: 25–35.
- Kornochalert S., Santanachote, K. & Wang, J. (2012) Lejeuneaceae Subfamily Ptychanthoideae (Marchantiophyta) in Thailand. *Cryptogamie, Bryologie* 33 (1): 39–63.  
<https://doi.org/10.7872/cryb.v33.iss1.2012.039>
- Kushwaha, B.K., Srivastava, S.N., Rai, M. & Srivastava, P. (2017) The state of *Lopholejeunea sikkimensis* (Lejeuneaceae; Marchantiophyta) in Western Himalaya, India. *International Journal of Life Sciences* 5: 543–550.
- Lal, J. & Parihar, N.S. (1979) Contributions to the bryoflora of Central Indian Zone 1–Liverworts. *Journal of the Indian Botanical Society* 58: 110–114.
- Langer, A. & Tanwir, M. (2002) Liverwort and hornwort flora of Tehsil Mendhar (North-West Himalaya), India. *Geophytology* 30: 81–84.
- Libert, M. (1820) Sur un genre nouveau d'hépatiques, *Lejeunia*. *Annales Générales des Sciences Physiques* 6: 372–374.
- Long, D.G. & Grolle, R. (1990) Hepaticae of Bhutan II. *Journal of the Hattori Botanical Laboratory* 68: 381–440.
- Mitten, W. (1861) Hepaticae Indiae Orientalis, an enumeration of the Hepaticae of East Indies. *Journal of the proceedings of the Linnean Society. Botany* 5: 89–128.  
<https://doi.org/10.1111/j.1095-8312.1860.tb01045.x>
- Mitten, W. (1879) Hepaticae. *Philosophical Transactions of the Royal Society of London* 168: 396–401.  
<https://doi.org/10.1098/rstl.1879.0038>
- Mizutani, M. (1976) Studies of little known Asiatic species of Hepaticae in the Stephani Herbarium 9. Some little known species of the family Lejeuneaceae. *Journal of the Hattori Botanical Laboratory* 40: 441–446.
- Mizutani, M. (1979) Notes on the Lejeuneaceae 2. Some peculiar asiatic species in the Rijks herbarium, Leiden. *Journal of the Hattori Botanical Laboratory* 46: 357–372.
- Mizutani, M. & Piippo, S. (1986) Some species of Lejeuneaceae from New Guinea. *Journal of the Hattori Botanical Laboratory* 61: 477–485.
- Nees von Esenbeck, C.G. & Montagne, J.P.F.C. (1836) Jungermanniarum herbaria Montagneani species. *Annales des Sciences Naturelles; Botanique, sér. 2*, 5: 52–72.
- Nees von Esenbeck, C.G. (1830) *Enumeratio plantarum cryptogamicarum Javae et insularum adiacentium. Fasciculus prior, hepaticas complectens, ab editore illustratas*. Grass, Barth & Co., Breslau, 86 pp.
- Piippo, S. (1990) Annotated catalogue of Chinese Hepaticae and Anthocerotae. *Journal of the Hattori Botanical Laboratory* 68: 1–192.
- Pradhan, N. & Joshi, S.D. (2009) Liverworts and hornworts of Nepal: a synopsis. *Botanica Orientalis: Journal of Plant Science* 6: 69–75.  
<https://doi.org/10.3126/botor.v6i0.2913>
- Reinwardt, C.G.C., Blume, C.L. & Nees von Esenbeck, C.G. (1825) *Hepaticae iavanicae. Nova Acta Physico-Medica Academiae Caesareae Leopoldino-Carolinae Naturae Curiosorum* 12 (1): 181–238.
- Sass-Gyarmati, A. (2001) *Lopholejeunea leioptera* Gyarmati (Lejeuneaceae, subfam. Ptychanthoideae), une nouvelle espece récoltée dans

- la Réserve Spéciale de Manongarivo (Nord-Ouest de Madagascar). *Candollea* 56: 79–83.
- Sass-Gyarmati, A. (2005) *Lopholejeunea pocsii* Gyarmati (Lejeuneaceae, subfam. Ptychanthoideae), a new species of subgenus *Pholianthus* B.Thiers & Gradstein from the Fiji-Islands. *Cryptogamie Bryologie* 26 (4): 403–410.
- Sass-Gyarmati, A. (2008) Bryophytes from the Fiji Islands V. *Lopholejeunea vojtkoana* Gyarmati spec. nov. from Fiji Islands (Lejeuneaceae, subfam. Ptychanthoideae). *Nova Hedwigia* 87 (3–4): 479–486.  
<https://doi.org/10.1127/0029-5035/2008/0087-0479>
- Sass-Gyarmati, A. (2016) *Lopholejeunea* (Spruce) Steph. World checklist of hornworts and liverworts. *PhytoKeys* 59: 406–408.  
<https://doi.org/10.3897/phytokeys.59.6261>
- Schiffner, V. (1893) Hepaticae (Lebermoose). *Die Natürlichen Pflanzenfamilien* 1: 1–141.
- Schiffner, V. (1897) Revision der Gattungen *Omphalanthus* und *Lejeunea* im Herbarium des Berliner Museums. *Botanische Jahrbücher für Systematik, Pflanzengeschichte und Pflanzengeographie* 23 (5): 578–600.
- Schiffner, V. (1898) *Conspectus Hepaticarum Archipelagi Indici*. Staatsdruckerei, Batavia, 382 pp.
- Singh, Deo & Singh, D.K. (2016) *Lopholejeunea soae* (Marchantiophyta: Lejeuneaceae) – New to India from Arunachal Pradesh, Eastern Himalaya. *Journal of Japanese Botany* 9: 285–289.
- Singh, A.P. (2002) *Studies on Liverworts (Bryophyta) of Khasi and Jaintia Hills: Meghalaya*. Ph.D. Thesis, Dr. Ram Manohar Lohia Avadh University, Faizabad, U.P., India, 321 pp.
- Singh, A.P. & Nath, V. (2006) Studies on the genus *Lopholejeunea* (Spruce) Schiffn. from Meghalaya, India. *Phytotaxonomy* 6: 26–38.
- Singh, D.K., Singh, S.K. & Singh, D. (2016) *Liverworts and Hornworts of India – An Annotated Checklist*. Botanical Survey of India. Kolkata.
- Singh, S.K. & Singh, D.K. (2005) *Lopholejeunea sikkimensis* var. *tenuicostata* (Hepaticae: Lejeuneaceae) – a new variety from Great Himalayan National Park, Himachal Pradesh, India. *Bulletin of the Botanical Survey of India* 47: 189–192.
- Singh, S.K. (2017) *Bryoflora (Hepaticae & Anhocerotae) of Mizoram*. Technical report Submitted to Director, Botanical Survey of India, Kolkata.
- Singh, S.K. & Ghosh, J.P. (2007) Bryo-diversity in Indian Botanic Garden, Howrah, West Bengal. *Bulletin of the Botanical Survey of India* 49: 155–164.
- Singh, V.P. & Kaul, A. (2002) *Biodiversity and vegetation of Pachmarhi Hills*. Scientific Pub. Jodhpur, India. 296 pp.
- Spruce, R. (1884) Hepaticae Amazonicae et Andinae I. *Transactions and Proceedings of the Botanical Society of Edinburgh* 15: 1–308.
- Stephani, F. (1890) Hepaticae Africanae novae in insulis Bourbon, Maurice et Madagascar lectae. *Botanical Gazette* 15 (11): 281–292.  
<https://doi.org/10.1086/326585>
- Stephani, F. (1896) Hepaticarum species novae IX. *Hedwigia* 35: 73–140.
- Stephani, F. (1912–1917) *Species Hepaticarum* Vol. V. Genève et Bâle, 1–1044.
- Taylor, T. (1846) New hepaticae. *London Journal of Botany* 5: 365–417.
- Thiers, B.M. & Gradstein, S.R. (1989) Lejeuneaceae (Hepaticae) of Australia. I. Subfamily Ptychanthoideae. *Memoirs of the New York Botanical Garden* 52: 1–79.
- Tixier, P. (1986) Bryophyta exotica VIII. Bryophytes de Nouvelle-Calédonie. *Cryptogamie, Bryologie, Lichénologie* 7(3): 225–234.
- Udar, R. & Awasthi, U.S. (1985‘1983’) A new species of *Lopholejeunea* (Spruce) Schiffn. from India. *Bulletin of Botanical Survey of India* 25: 174–176.  
<https://doi.org/10.20324/nelumbo/v25/1983/75105>
- Wang, J., Zhu, R.-L. & Gradstein, S.R. (2016) Taxonomic revision of Lejeuneaceae subfamily Ptychanthoideae (Marchantiophyta) in China. *Bryophytorum Bibliotheca* 65: 1–141.
- Wigginton, M.J. (2004) E.W Jones’s Liverwort and Hornwort Flora of West Africa. *Scripta Botanica Belgica* 30: 1–443.
- Zhu, R.-L. & Gradstein, S.R. (2004) *Lopholejeunea minuta* R.L.Zhu & Gradstein (Lejeuneaceae, Hepaticae), a new species from the Solomon Islands, Pacific Oceania. *Nova Hedwigia* 78: 435–438.  
<https://doi.org/10.1127/0029-5035/2004/0078-0435>
- Zhu, R.-L. & Gradstein, S.R. (2005) Monograph of *Lopholejeunea* (Lejeuneaceae, Hepaticae) in Asia. *Systemic Botany Monograph* 74. The New York Botanical Garden, New York, pp. 1–98.  
<https://doi.org/10.2307/25027938>
- Zhu, R.L. & Long, D.G. (2003) Lejeuneaceae (Hepaticae) from several recent collections from the Himalaya. *Journal of the Hattori Botanical Laboratory* 93: 101–115.  
[https://doi.org/10.18968/jhbl.93.0\\_101](https://doi.org/10.18968/jhbl.93.0_101)