

# ZOOTAXA

353

**Revision of some types of North American aleocharines  
(Coleoptera: Staphylinidae: Aleocharinae),  
with synonymic notes**

VLADIMIR I. GUSAROV



Magnolia Press  
Auckland, New Zealand

VLADIMIR I. GUSAROV

**Revision of some types of North American aleocharines (Coleoptera: Staphylinidae:  
Aleocharinae), with synonymic notes**

(*Zootaxa* 353)

134 pp.; 30 cm.

17 November 2003

ISBN 1-877354-20-1 (Paperback)

ISBN 1-877354-21-X (Online edition)

PUBLISHED BY

Magnolia Press

P.O. Box 41383 St. Lukes

Auckland 1030

New Zealand

e-mail: [zootaxa@mapress.com](mailto:zootaxa@mapress.com)

<http://www.mapress.com/zootaxa/>

© 2003 Magnolia Press

All rights reserved.

No part of this publication may be reproduced, stored, transmitted or disseminated, in any form, or by any means, without prior written permission from the publisher, to whom all requests to reproduce copyright material should be directed in writing.

This authorization does not extend to any other kind of copying, by any means, in any form, and for any purpose other than private research use.

ISSN 1175-5326 (Print edition)

ISSN 1175-5334 (Online edition)

## Revision of some types of North American aleocharines (Coleoptera: Staphylinidae: Aleocharinae), with synonymic notes

VLADIMIR I. GUSAROV

*Division of Entomology, Natural History Museum, University of Kansas, Lawrence, KS 66045-7523, U.S.A.  
and*

*Department of Entomology, St. Petersburg State University, Universitetskaya nab., 7/9, St. Petersburg 199034,  
Russia.  
vlad@ku.edu*

### Table of contents

Abstract .....	5
Introduction .....	8
Depositories .....	9
Tribe Aleocharini Fleming, 1821 .....	10
<i>Tinotus</i> Sharp, 1883 .....	10
<i>Tinotus trisectus</i> Casey, 1906 .....	11
<i>Tinotus acerbus</i> (Casey, 1911a), comb. nov. ....	12
Tribe Oxypodini Thomson, 1859 .....	15
<i>Oxypoda</i> Mannerheim, 1830 .....	15
<i>Oxypoda</i> ( <i>s. str.</i> ) <i>grandipennis</i> (Casey, 1911a), comb. nov. ....	16
<i>Oxypoda</i> ( <i>s. str.</i> ) <i>acuminata</i> (Stephens, 1832) .....	17
<i>Oxypoda</i> ( <i>Podoxya</i> ) <i>amica</i> Casey, 1906 .....	18
<i>Devia</i> Blackwelder, 1952 .....	20
<i>Devia prospera</i> (Erichson, 1839) .....	20
<i>Paradilacra</i> Bernhauer, 1909 .....	23
<i>Paradilacra densissima</i> (Bernhauer, 1909) .....	24
Tribe Athetini Casey, 1910a .....	29
<i>Atheta</i> Thomson, 1858 .....	29
<i>Atheta</i> ( <i>s. str.</i> ) <i>graminicola</i> (Gravenhorst, 1806) .....	30
<i>Atheta</i> ( <i>s. str.</i> ) <i>aemula</i> (Erichson, 1839) .....	33
<i>Atheta keeni</i> Casey, 1910a .....	37
<i>Atheta</i> ( <i>Dimetrota auct.</i> ) <i>prudhoensis</i> (Lohse in Lohse <i>et al.</i> , 1990) .....	39
<i>Atheta</i> ( <i>Dimetrota auct.</i> ) <i>picipennis</i> (Mannerheim, 1843) .....	40
<i>Atheta</i> ( <i>Dimetrota auct.</i> ) <i>altaica</i> Bernhauer, 1901 .....	42
<i>Atheta</i> ( <i>Dimetrota auct.</i> ) <i>hampshirensis</i> Bernhauer, 1909 .....	43
<i>Atheta</i> ( <i>Dimetrota auct.</i> ) <i>brumalis</i> Casey, 1910a .....	46
<i>Atheta</i> ( <i>Dimetrota auct.</i> ) <i>fenyesi</i> Bernhauer, 1907 .....	46
<i>Atheta</i> ( <i>crassicornis</i> group) <i>modesta</i> (Melsheimer, 1844) .....	50

<i>Atheta (Tetropla) frosti</i> Bernhauer, 1909	55
<i>Atheta (Tetropla) nigritula</i> (Gravenhorst, 1802)	60
<i>Atheta (Alaobia) ventricosa</i> Bernhauer, 1907	61
<i>Atheta (Alaobia) sodalis</i> (Erichson, 1837)	65
<i>Atheta klagesi</i> Bernhauer, 1909	66
<i>Atheta annexa</i> Casey, 1910a	70
<i>Atheta concessa</i> Casey, 1911a	72
<i>Atheta festinans</i> (Erichson, 1839)	72
<i>Atheta parvipennis</i> Bernhauer, 1907	75
<i>Atheta blatchleyi</i> Bernhauer & Scheerpeltz, 1926	76
<i>Atheta (Datomicra) dadopora</i> Thomson, 1867	77
<i>Atheta (Microdota) pennsylvanica</i> Bernhauer, 1907	78
<i>Boreophilia</i> Benick, 1973	81
<i>Boreophilia nomensis</i> (Casey, 1910a)	81
<i>Boreophilia angusticornis</i> (Bernhauer, 1907), comb. nov.	83
<i>Boreostiba</i> Lohse in Lohse <i>et al.</i> , 1990	84
<i>Boreostiba frigida</i> (J. Sahlberg, 1880), sp. propr.	84
<i>Aloconota</i> Thomson, 1858	86
<i>Aloconota sulcifrons</i> (Stephens, 1832)	86
<i>Adota</i> Casey, 1910a	87
<i>Adota maritima</i> (Mannerheim, 1843)	87
<i>Dalotia</i> Casey, 1910a	88
<i>Dalotia coriaria</i> (Kraatz, 1856), comb. nov.	89
<i>Dochmonota</i> Thomson, 1859	91
<i>Dochmonota rudiventris</i> (Eppelsheim, 1886)	91
<i>Emmelostiba</i> Pace, 1982	92
<i>Emmelostiba microptera</i> (Lohse in Lohse <i>et al.</i> , 1990), comb. nov.	92
<i>Liogluta</i> Thomson, 1858	93
<i>Liogluta nitens</i> (Mäklin in Mannerheim, 1852)	93
<i>Thamiaraea</i> Thomson, 1858	95
<i>Thamiaraea brittoni</i> (Casey, 1911a), comb. nov.	96
<i>Mocyta</i> Mulsant & Rey, 1874a	98
<i>Mocyta fungi</i> (Gravenhorst, 1806)	99
<i>Mocyta breviscula</i> (Mäklin in Mannerheim, 1852)	100
<i>Acrotona</i> Thomson, 1859	102
<i>Acrotona sonomana</i> (Casey, 1910a)	103
<i>Strigota</i> Casey, 1910a	106
<i>Strigota ambigua</i> (Erichson, 1839), comb. nov.	107
Tribe Lomechusini Fleming, 1821	111
<i>Drusilla</i> Leach in Samouelle, 1819	111
<i>Drusilla canaliculata</i> (Fabricius, 1787)	112
Tribe Homalotini Heer, 1839	113
<i>Leptusa</i> Kraatz, 1856	113
<i>Leptusa (Boreoleptusa) canonica</i> Casey, 1906	114
<i>Leptusa obscura</i> Blatchley, 1910, sp. propr.	114
<i>Leptusa (Dysleptusa) pusio</i> (Casey, 1906)	115
<i>Leptusa (Eucryptusa) brevicollis</i> Casey, 1893	116
<i>Leptusa (Adoxopisalia) elegans</i> Blatchley, 1910	117
<i>Leptusa (Adoxopisalia) opaca</i> Casey, 1893	118
Tribe Placusini Mulsant & Rey, 1871	119

<i>Placusa</i> Erichson, 1837 .....	119
<i>Placusa vaga</i> Casey, 1911a .....	119
Acknowledgements .....	120
References .....	120
Index .....	128

## Abstract

Based on my revision of the types of Nearctic aleocharine staphylinids numerous nomenclatural and taxonomic changes are proposed. The following taxa are transferred: *Acrimea acerba* Casey, 1911a to *Tinotus* Sharp, 1883; *Moluciba grandipennis* Casey, 1911a to *Oxyopoda* Mannerheim, 1830; *Paradilacra* Bernhauer, 1909 to subtribe Tachyusina Thomson, 1859 of tribe Oxypodini Thomson, 1859; *Atheta angusticornis* Bernhauer, 1907 to *Boreophilia* Benick, 1973; *At. coriaria* (Kraatz, 1856) (originally described in *Homalota* Mannerheim, 1830) to *Dalotia* Casey, 1910a; *Homalota ambigua* Erichson, 1839 to *Strigota* Casey, 1910a; *Pseudousipalia microptera* Lohse in Lohse *et al.*, 1990 to *Emmelostiba* Pace, 1982; and *Sableta brittoni* Casey, 1911a to *Thamiaraea* Thomson, 1858.

The following new synonymies are established: *Acrimea* Casey, 1911a with *Tinotus* Sharp 1883; *Acri. fimbriata* Casey, 1911a with *Ti. trisectus* Casey, 1906; *Acri. resecta* Casey, 1911a with *Ti. acerbus* (Casey, 1911a); *Ancillota* Casey, 1910a and *Moluciba* Casey, 1911a with *Oxyopoda* Mannerheim, 1830; *Anc. sollemnis* Casey, 1910a, *O. vetula* Casey, 1911a, *O. neptis* Casey, 1911a and *O. schaefferi* Notman, 1920 with *O. amica* Casey, 1906; *Atheta lanei* Casey, 1910a and *At. nomadica* Casey, 1910a with *At. graminicola* (Gravenhorst, 1806); *Homalota polita* Melsheimer, 1844, *At. disjuncta* Casey, 1910a, *At. replicans* Casey, 1910a, *At. spadix* Casey, 1910a and *At. bucolica* Casey, 1910a with *At. aemula* (Erichson, 1839); *At. innocens* Casey, 1910a, *At. achromata* Casey, 1911a and *At. profecta* Casey, 1911a with *At. keeni* Casey, 1910a; *Dimetrota dempsterensis* Lohse in Lohse *et al.*, 1990 with *At. prudhoensis* (Lohse in Lohse *et al.*, 1990); *At. aperta* Casey, 1910a, *At. wrangelica* Casey, 1911a, *At. morbosa* Casey, 1911a, *At. intacta* Casey, 1911a and *At. alaskana* Casey, 1911a with *At. picipennis* (Mannerheim, 1843); *At. leviceps* Casey, 1910a, *Dimetrota sectator* Casey, 1910a, *Dim. retrusa* Casey, 1910a, *Datomicra hebescens* Casey, 1910a, *Dat. insolida* Casey, 1910a, *Dat. pallax* Casey, 1910a and *Pseudota vana* Casey, 1911a with *At. hamphshirensis* Bernhauer, 1909; *At. repexa* Casey, 1911a with *At. brumalis* Casey, 1910a; *At. querula* Casey, 1910a, *At. socors* Casey, 1911a, *Dimetrota resima* Casey, 1910a, *Dim. vigilans* Casey, 1910a, *Dim. immerita* Casey, 1911a, *Dim. incredula* Casey, 1911a, *Dim. opinata* Casey, 1911a and *Dim. cerebrosa* Casey, 1911a with *Atheta fenyesi* Bernhauer, 1907; *At. crassicornis virginica* Bernhauer, 1907, *At. rhodeana* Casey, 1910a, *At. capella* Casey, 1910a, *At. ducens* Casey, 1910a, *At. temperans* Casey, 1910a, *At. logica* Casey, 1910a, *At. tradita* Casey, 1911a, *At. fenisex* Casey, 1911a, *At. vierecki* Casey, 1911a, *At. auguralis* Casey, 1911a and *At. bifaria* Casey, 1911a with *At. modesta* (Melsheimer, 1844); *At. comitata* Casey, 1910a, *At. gnoma* Casey, 1910a, *At. elota* Casey, 1910a, *At. insidiosa* Casey, 1910a, *Pseudota puricula* Casey, 1911a, *At. candidula* Casey, 1911a, *At. diffisa* Casey, 1911a, *At. nata* Casey, 1911a, *At. modiella* Casey, 1911a and *At. vacillans* Casey, 1911a with *At. frosti* Bernhauer, 1909; *At. mollicula* Casey, 1910a, *Sableta phrenetica* Casey, 1910a, *At. callens* Casey, 1911a, *At. franklini* Casey, 1911a and *At. postulans* Casey, 1911a with *At. ventricosa* Bernhauer, 1907; *At. cephalina* Casey, 1910a, *At. nympa* Casey, 1910a, *At. discreta* Casey, 1910a: 42 (*nec* Casey, 1893, *nec* Casey, 1910a: 79), *Pseudota dissensa* Casey, 1910a, *At. villica* Casey, 1911a and *At. disca* Moore & Legner, 1975 with *At. klagesi* Bernhauer,

1909; *At. citata* Casey, 1910a, *At. evecta* Casey, 1910a, *At. propitia* Casey, 1911a, *At. palpator* Casey, 1911a, *At. burra* Casey, 1911a and *At. nacta* Casey, 1911a with *At. annexa* Casey, 1910a; *At. sumpta* Casey, 1911a with *At. concessa* Casey, 1911a; *At. punctata* Blatchley, 1910, *Synaptina merica* Casey, 1910a and *Sy. consonens* Casey, 1910a with *At. festinans* (Erichson, 1839); *Boreostiba hudsonica* Lohse in Lohse et al., 1990 with *At. parvipennis* Bernhauer, 1907; *Boreophilia chillcotti* Lohse in Lohse et al., 1990 with *At. blatchleyi* Bernhauer & Scheerpeltz, 1926; *Datomicra decolorata* Casey, 1910a, *Dat. inopia* Casey, 1910a, *Dat. schematica* Casey, 1910a and *Dat. stilla* Casey, 1910a with *At. dadopora* Thomson, 1867; *Boreophilia caseyiana* Lohse in Lohse et al., 1990 with *Boreophilia nomensis* (Casey, 1910a); *Metaxya plutonica* Casey, 1910a with *Boreophilia angusticornis* (Bernhauer, 1907); *Boreostiba lamellifera* Lohse in Lohse et al., 1990 with *Boreostiba frigida* (J. Sahlberg, 1880); *At. laurentiana* Blatchley, 1910 with *Aloconota sulcifrons* (Stephens, 1832); *At. immigrans* Easton, 1971 with *Adota maritima* (Mannerheim, 1843); *Pseudota miscella* Casey, 1910a, *Dimetrota pectorina* Casey, 1910a and *Dim. crucialis* Casey, 1910a with *Dalotia coriaria* (Kraatz, 1856); *Dimetrota revoluta* Casey, 1910a and *Datomicra vaciva* Casey, 1910a with *Dochmonota rudiventris* (Eppelsheim, 1886); *At. insolens* Casey, 1910a, *Dimetrota resplendens* Casey, 1910a and *At. apposita* Casey, 1911a with *Liogluta nitens* (Mäklin in Mannerheim, 1852); *Achromata* Casey, 1893 with *Mocyta Mulsant & Rey*, 1874a; *Achromata fusiformis* Casey, 1893, *Dimetrota nuptialis* Casey, 1910a, *Acrotona lividula* Casey, 1910a and *Acro. adjuvans* Casey, 1910a with *Mocyta fungi* (Gravenhorst, 1806); *Acrotona digesta* Casey, 1910a, *Acro. severa* Casey, 1910a, *Acro. shastanica* Casey, 1910a, *Acro. prudens* Casey, 1910a, *Acro. ardelio* Casey, 1910a, *Acro. renoica* Casey, 1910a and *Acro. malaca* Casey, 1910a with *Mocyta breviscula* (Mäklin in Mannerheim, 1852); *Eustrigota* Casey, 1911a with *Acrotona* Thomson, 1859; *Colpodota inceptor* Casey, 1910a, *C. abdicans* Casey, 1910a, *C. repentina* Casey, 1910a, *C. laxella* Casey, 1910a, *C. pupilla* Casey, 1910a and *Strigota seclusa* Casey, 1911a with *Acrotona sonomana* (Casey, 1910a); *Anaduosternum* Notman, 1922 with *Strigota* Casey, 1910a; *Strigota oppidana* Casey, 1910a, *St. gnava* Casey, 1910a, *St. verecunda* Casey, 1910a, *St. assueta* Casey, 1910a, *St. mediocris* Casey, 1910a, *St. vapida* Casey, 1910a, *St. inculta* Casey, 1910a, *St. placata* Casey, 1910a, *St. recta* Casey, 1911a, *Anaduosternum brevipennis* Notman, 1922 and *Atheta notmani* Moore & Legner, 1975 with *St. ambigua* (Erichson, 1839); *Pseudousipalia* Lohse in Lohse et al., 1990 with *Emmelostiba* Pace, 1982; *Fusalia* Casey, 1911a with *Thamiaraea* Thomson, 1858; *Th. lira* Hoebeke, 1988 and *Th. paralira* Hoebeke, 1994 with *Th. brittoni* (Casey, 1911a); *Drusilla cavicollis* Casey, 1906 with *Dr. canaliculata* (Fabricius, 1787); *Leptusa laticollis* Notman, 1921 with *Le. brevicollis* Casey, 1893; *Sipalia fontana* Casey, 1911a and *Pasilia virginica* Casey, 1911a with *Leptusa elegans* Blatchley, 1910; and *Pseudota cornicula* Casey, 1911a with *Placusa vaga* Casey, 1911a.

*Tinotus pallidus* Casey, 1911a is removed from synonymy with *Ti. caviceps* Casey, 1893 and is placed in synonymy with *Ti. trisectus* Casey, 1906. *Atheta granulata* (Mannerheim, 1846) (originally described in *Homalota*) is considered to be a synonym of *At. graminicola* (Gravenhorst, 1806), which has Holarctic (circumboreal) distribution. *Atheta keeni* Casey, 1910a is the valid name for *At. vasta sensu* Klimaszewski & Winchester, 2002. *Boreostiba frigida* (J. Sahlberg, 1880) is removed from synonymy with *Boreostiba sibirica* (Mäklin, 1880) and is considered to be a valid species. *Leptusa obscura* Blatchley, 1910 is removed from synonymy with *Le. canonica* Casey, 1906 and is considered to be a valid species.

The following synonymies are confirmed: *Devia congruens* (Casey, 1893) with *De. prospera* (Erichson, 1839); *Paradilacra persola* Casey, 1910a, *Pa. willametta* Casey, 1910a, *Pa. uintana* Casey, 1910a, *Pa. glenorica* Casey, 1910a, *Pa. symbolica* Casey, 1911a, *Pa. erebea* Casey, 1911a, *Pa. subaequa* Casey, 1911a, *Pa. sinistra* Casey, 1911a, *Pa. memnonia* Casey, 1911a, *Pa. vulgatula*

Casey, 1911a and *Pa. deserticola* Casey, 1911a with *Pa. densissima* (Bernhauer, 1909); *Atheta carlottae* Casey, 1910a with *At. picipennis* (Mannerheim, 1843); *At. maeklini* Fenyès, 1820 (replacement name for *Homalota moesta* Mäklin in Mannerheim, 1852) with *At. hampshirensis* Bernhauer, 1909; *At. fontis* Casey, 1911a with *At. pennsylvanica* Bernhauer, 1907, *Leptusa tricolor* Casey, 1906, *Le. nebulosa* Casey, 1911a and *Le. iowensis* Casey, 1911a with *Le. canonica* Casey, 1906; *Le. seminitens* Casey, 1893 with *Le. opaca* Casey, 1893.

*Atheta picipennis* (Mannerheim, 1843) (ex *Homalota*) is a *nomen protectum* and *At. picipennis* (Stephens, 1832) (ex *Aleochara*; a junior synonym of *At. amacula* (Stephens, 1832)) is a *nomen oblitum*.

Lectotypes are designated for *Acrimea fimbriata* Casey, 1911a, *Acri. acerba* Casey, 1911a, *Acri. resecta* Casey, 1911a, *Ancillota sollemnis* Casey, 1910a, *Oxygota amica* Casey, 1906, *O. vetula* Casey, 1911a, *O. neptis* Casey, 1911a, *O. schaefferi* Notman, 1920, *O. prospera* Erichson, 1839, *O. congruens* Casey, 1893, *Atheta densissima* Bernhauer, 1909, *At. lanei* Casey, 1910a, *At. nomadica* Casey, 1910a, *At. disjuncta* Casey, 1910a, *At. replicans* Casey, 1910a, *At. spadix* Casey, 1910a, *At. keeni* Casey, 1910a, *At. innocens* Casey, 1910a, *At. achromata* Casey, 1911a, *At. profecta* Casey, 1911a, *At. carlottae* Casey, 1910a, *At. aperta* Casey, 1910a, *At. morbosa* Casey, 1911a, *At. alaskana* Casey, 1911a, *At. altaica* Bernhauer, 1901, *At. leviceps* Casey, 1910a, *At. hampshirensis* Bernhauer, 1909, *At. brumalis* Casey, 1910a, *At. repexa* Casey, 1911a, *At. fenyesi* Bernhauer, 1907, *At. querula* Casey, 1910a, *At. socors* Casey, 1911a, *At. crassicornis* var. *virginica* Bernhauer, 1907, *At. rhodeana* Casey, 1910a, *At. capella* Casey, 1910a, *At. ducens* Casey, 1910a, *At. temperans* Casey, 1910a, *At. logica* Casey, 1911a, *At. tradita* Casey, 1911a, *At. fenisex* Casey, 1911a, *At. vierecki* Casey, 1911a, *At. auguralis* Casey, 1911a, *At. bifaria* Casey, 1911a, *At. frosti* Bernhauer, 1907, *At. comitata* Casey, 1910a, *At. gnoma* Casey, 1910a, *At. elota* Casey, 1910a, *At. insidiosa* Casey, 1910a, *At. candidula* Casey, 1911a, *At. diffisa* Casey, 1911a, *At. nata* Casey, 1911a, *At. modiella* Casey, 1911a, *At. vacillans* Casey, 1911a, *At. ventricosa* Bernhauer, 1907, *At. mollicula* Casey, 1910a, *At. callens* Casey, 1911a, *At. franklini* Casey, 1911a, *At. postulans* Casey, 1911a, *At. klagesi* Bernhauer, 1909, *Atheta cephalina* Casey, 1910a, *At. nympa* Casey, 1910a, *At. discreta* Casey, 1910a: 42 (*nec* Casey, 1893, *nec* Casey, 1910a: 79), *At. citata* Casey, 1910a, *At. evecta* Casey, 1910a, *At. propitia* Casey, 1911a, *At. palpator* Casey, 1911a, *At. burra* Casey, 1911a, *At. nacta* Casey, 1911a, *At. concessa* Casey, 1911a, *At. punctata* Blatchley, 1910, *At. parvipennis* Bernhauer, 1907, *At. caviceps* Blatchley, 1910, *At. pennsylvanica* Bernhauer, 1907, *At. angusticornis* Bernhauer, 1907, *Atheta laurentiana* Blatchley, 1910, *At. insolens* Casey, 1910a, *At. apposita* Casey, 1911a, *Paradilacra persola* Casey, 1910a, *Pa. willametta* Casey, 1910a, *Pa. uintana* Casey, 1910a, *Pa. glenorica* Casey, 1910a, *Pa. symbolica* Casey, 1911a, *Pa. erebea* Casey, 1911a, *Pa. subaequa* Casey, 1911a, *Pa. sinistra* Casey, 1911a, *Pa. memnonia* Casey, 1911a, *Pa. deserticola* Casey, 1911a, *Aleochara graminicola* Gravenhorst, 1806, *Ale. nigrifula* Gravenhorst, 1802, *Homalota aemula* Erichson, 1839, *H. polita* Melsheimer, 1844, *H. modesta* Melsheimer, 1844, *H. sodalis* Erichson, 1837, *H. festinans* Erichson, 1839, *H. ambigua* Erichson, 1839, *Dimetrota sectator* Casey, 1910a, *Dim. retrusa* Casey, 1910a, *Dim. resima* Casey, 1910a, *Dim. vigilans* Casey, 1910a, *Dim. incredula* Casey, 1911a, *Dim. opinata* Casey, 1911a, *Dim. cerebrosa* Casey, 1911a, *Dim. pectorina* Casey, 1910a, *Dim. crucialis* Casey, 1910a, *Datomicra hebescens* Casey, 1910a, *Dat. insolida* Casey, 1910a, *Dat. decolorata* Casey, 1910a, *Dat. inopia* Casey, 1910a, *Dat. schematica* Casey, 1910a, *Dat. stilla* Casey, 1910a, *Dat. vaciva* Casey, 1910a, *Pseudota vana* Casey, 1911a, *Ps. puricula* Casey, 1911a, *Ps. dissensa* Casey, 1910a, *Ps. miscella* Casey, 1910a, *Sableta phrenetica* Casey, 1910a, *Sa. brittoni* Casey, 1911a, *Synaptina merica* Casey, 1910a, *Sy. consonens* Casey, 1910a, *Metaxya plutonica* Casey, 1910a, *Acrotone lividula* Casey, 1910a, *Acro. adjuvans* Casey, 1910a, *Acro. digesta* Casey, 1910a, *Acro. severa* Casey, 1910a, *Acro. shastanica*

Casey, 1910a, *Acro. prudens* Casey, 1910a, *Acro. ardelio* Casey, 1910a, *Acro. renoica* Casey, 1910a, *Acro. malaca* Casey, 1910a, *Colpodota sonomana* Casey, 1910a, *C. inceptor* Casey, 1910a, *C. abdicans* Casey, 1910a, *C. repentina* Casey, 1910a, *C. laxella* Casey, 1910a, *C. pupilla* Casey, 1911a, *Strigota seclusa* Casey, 1911a, *St. oppidana* Casey, 1910a, *St. gnava* Casey, 1910a, *St. verecunda* Casey, 1910a, *St. assueta* Casey, 1910a, *St. mediocris* Casey, 1910a, *St. vapida* Casey, 1910a, *St. inculta* Casey, 1910a, *St. placata* Casey, 1910a, *St. recta* Casey, 1911a, *Leptusa seminitens* Casey, 1893, *Le. tricolor* Casey, 1906, *Le. nebulosa* Casey, 1911a, *Le. obscura* Blatchley, 1910, *Le. elegans* Blatchley, 1910, *Ulitusa pusio* Casey, 1906 and *Sipalia fontana* Casey, 1911a.

*Oxypoda acuminata* (Stephens, 1832) and *Atheta dadopora* Thomson, 1867 are reported from North America for the first time. North American records of *Atheta altaica* Bernhauer, 1901 are confirmed.

**Key words:** Coleoptera, Staphylinidae, Aleocharinae, Holarctic, Nearctic, taxonomy, nomenclature, synonymy

## Introduction

While revising Nearctic staphylinids of the tribe Athetini Casey, 1910a, I examined the types of all species of Aleocharinae described by previous authors, mostly by Casey (1893, 1906, 1910a, 1911a) and Bernhauer (1906, 1907, 1909). The results of my study of Nearctic aleocharine types have been (Gusarov 2002a–e, 2003a–d; Gusarov, in press, a–b), or will be published, as revisions of corresponding genera. In this paper I establish new synonyms of some well known, common species, or species in groups that were recently revised by other authors (Lohse & Smetana 1985; Klimaszewski & Peck 1986; Hoebeke 1988; Pace 1989; Lohse *et al.* 1990; Hoebeke 1994; Klimaszewski *et al.* 2001; Klimaszewski & Pelletier 2002; Klimaszewski & Winchester 2002).

The fourth edition of the International Code of Zoological Nomenclature (ICZN 1999, Article 74.7.3) requires that lectotype designations “contain an express statement of the taxonomic purpose of the designation”. The purpose of lectotype designations in this paper is to assure correct and consistent application of the names in the future. There is no reason to repeat this statement for each lectotype designation. All specimens designated as lectotypes were supplied with red lectotype labels.

In modern papers on the subfamily Aleocharinae the shape of the aedeagus is universally used to separate and recognize closely related and similar species. Identification work often involves comparison between specimens and published illustrations. Some aspects of these illustrations can be standardized to facilitate a comparison between the drawings produced by different authors. These aspects are briefly discussed below.

Among the most important characters of the aedeagus used for species identification are the shape of the apex of the median lobe and the details of the internal sac. The shape of the median lobe is traditionally illustrated in both lateral and parameral views (*e. g.*, Strand & Vik 1964). Unfortunately in some recent papers there is a trend to omit



illustrations of the parameral view of the aedeagus in favor of the abparameral view (*e. g.*, Lohse *et al.* 1990; Klimaszewski & Winchester 2002). The reason behind that is that the structures of the retracted internal sac are easier to observe in the abparameral view, since that side of the median lobe is usually poorly sclerotized and does not conceal the internal structures. Unfortunately, when the internal sac is retracted, it is difficult to observe its less sclerotized details which are often poorly visible and can be illustrated only schematically (*e. g.*, Figs. 76, 82, 127, 190 in Lohse *et al.* 1990; Figs. 90, 101, 114, in Klimaszewski & Winchester 2002). Also, in the abparameral view the sclerotized apex of the median lobe is often concealed and its distinctive shape cannot be illustrated. It seems that the best approach would be to illustrate both the parameral view of the median lobe (to show the shape of its apex) and the abparameral view (to show the details of the internal sac).

Another problem is related to the fact that in some papers (*e. g.*, Lohse *et al.* 1990; Klimaszewski & Winchester 2002) the aedeagus is illustrated with the basal orifice facing left, while the absolute majority of papers illustrate the aedeagus with the basal orifice facing right (*e. g.*, Brundin 1940; Strand & Vik 1964; Benick & Lohse 1974; Seevers 1978; Muona 1979a; Pace 1989). Although in most species the aedeagus is symmetrical, different orientation of illustrations makes comparison between them difficult.

### Depositories

AMNH – American Museum of Natural History, New York, United States (Dr. L.H. Herman)

BMNH – The Natural History Museum, London, United Kingdom (Mr. M. Brendell)

CNCI – Canadian National Collection, Ottawa, Canada (Mr. A. Davies)

CUIC – Cornell University, Ithaca, United States (Dr. J.K. Liebherr, Mr. E.R. Hoebeke)

FMNH – Field Museum of Natural History, Chicago, United States (Dr. A.F. Newton)

INHS – Illinois Natural History Survey, Champaign, Illinois, United States (Dr. C. Favret)

KSEM – Snow Entomological Collection, University of Kansas, Lawrence, Kansas, United States (Dr. J.S. Ashe)

LFC – Natural Resources Canada, Canadian Forest Service, Laurentian Forestry Centre, Sainte-Foy, Québec, Canada (Dr. J. Klimaszewski)

LSAM – Louisiana State Arthropod Museum, Baton Rouge, Louisiana, United States (Ms. V.M. Bayless)

MCZ – Museum of Comparative Zoology, Harvard University, Cambridge, Massachusetts, United States (Dr. Ph.D. Perkins)

MZHF – Finnish Museum of Natural History, University of Helsinki, Finland (Dr. H. Silfverberg, Dr. J. Muona)

NMNH – National Museum of Natural History, Washington, DC, United States (Dr. T.L. Erwin)

PURC – Purdue University, West Lafayette, Indiana, United States (Dr. A. Provonsha)

SIIS – Staten Island Institute of Arts and Sciences, Staten Island, New York, United States  
(Dr. E.W. Johnson)

SPSU – Department of Entomology, St. Petersburg State University, St. Petersburg, Russia  
(Dr. V.I. Gusarov)

ZMHB – Museum für Naturkunde der Humboldt-Universität, Berlin, Germany (Dr. M. Uhlig)

### Tribe Aleocharini Fleming, 1821

#### *Tinotus* Sharp, 1883

*Tinotus* Sharp, 1883: 170 (type species: *Tinotus cavicollis* Sharp, 1883, designated by Fenyés, 1918; in group Myrmedoniina (tribe Myrmedoniini Thomson, 1867)).

*Exaleochara* Keys, 1907: 102 (type species: *Aleochara morion* Gravenhorst, 1802, by monotypy; in subtribe Aleocharina).

*Acrimea* Casey, 1911a: 14 (type species: *Acrimea resecta* Casey, 1911a, designated by Fenyés, 1918; in tribe Aleocharini), **syn. nov.**

*Tinotus*: Fenyés, 1918: 19 (as valid genus; in tribe Hoplandriini Casey, 1910a).

*Acrimea*: Fenyés, 1918: 20 (as valid genus; misspelled as *Acrimaea*; in group Microglottae Fenyés, 1918 of tribe Oxypodini Thomson, 1859).

*Tinotus*: Fenyés, 1920: 311 (as valid genus; in tribe Hoplandriini).

*Acrimea*: Fenyés, 1920: 382 (as valid genus; misspelled as *Acrimaea*; in tribe Oxypodini).

*Tinotus*: Bernhauer & Scheerpeltz, 1926: 713 (as valid genus; in subtribe Hoplandriina).

*Acrimea*: Bernhauer & Scheerpeltz, 1926: 771 (as valid genus; misspelled as *Acrimaea*; in subtribe Oxypodina).

*Acrimea*: Seevers, 1978: 74 (as valid genus; in *Acrimea* group of subtribe Oxypodina).

*Tinotus*: Seevers, 1978: 142 (as valid genus; in tribe Hoplandriini).

*Tinotus*: Ashe in Newton *et al.*, 2000: 360 (as valid genus; in tribe Hoplandriini).

*Acrimea*: Ashe in Newton *et al.*, 2000: 361 (as valid genus; in tribe Oxypodini).

*Tinotus*: Klimaszewski & Pelletier, 2002: 284 (in tribe Aleocharini).

*Tinotus*: Hanley, 2002: 456 (in tribe Aleocharini).

(Other references are omitted)

**Diagnosis.** See Klimaszewski & Pelletier (2002).

**Type species.** *Tinotus cavicollis* Sharp, 1883, by subsequent designation (Fenyés, 1918).

**Discussion.** The genus *Tinotus* Sharp, 1883 currently includes about 30 valid species (Klimaszewski & Pelletier 2002; Hanley 2002). Recently Hanley (2002) published a world catalogue of the genus. Klimaszewski and Pelletier (2002) revised the types of Nearctic species of *Tinotus*, synonymized some species names and provided a key for identification of *Tinotus* of America north of Mexico.

Casey (1911a) described the genus *Acrimea*, including three species described in the same paper. He placed *Acrimea* in the tribe Aleocharini and considered it related to

*Thiasophila* Kraatz, 1856 and *Ischnoglossa* Kraatz, 1856. Subsequently *Acrimea* was considered to be a member of the tribe Oxypodini (Fenyés 1918, 1920; Bernhauer & Scheerpeltz 1926; Seevers 1978; Newton *et al.* 2000).

My revision of the types of the three species of *Acrimea* revealed that in all three the tarsal formula is in fact 4-5-5 and all three belong to the genus *Tinotus*. The type species of *Acrimea*, *Acri. resecta*, is a synonym of *Ti. acerbus* (see below). Therefore, *Acrimea* is a junior synonym of *Tinotus*.

Because *Acrimea* was erroneously considered to have the tarsal formula 5-5-5, the genus was incorrectly listed in key B to the Nearctic genera of aleocharines (Newton *et al.* 2000: 303). Couplet 19 should be deleted from key B, and couplet 18 should be modified as follows:

- 18(16). Mesosternum carinate medially at base ..... 20  
 - Mesosternum not at all carinate medially ..... 21

***Tinotus trisectus* Casey, 1906**

(Figs. 2, 7, 23, 28–29 in Klimaszewski & Pelletier 2002)

*Tinotus trisectus* Casey, 1906: 321.

*Acrimea fimbriata* Casey, 1911a: 15, **syn. nov.**

*Tinotus pallidus* Casey, 1911a: 65, **syn. nov.**

*Tinotus brunneus* Casey, 1911a: 65.

*Tinotus binarius* Casey, 1911a: 66.

*Tinotus lateralis* Notman, 1921: 154.

*Tinotus trisectus*: Klimaszewski & Pelletier, 2002: 290 (as valid species).

*Tinotus binarius*: Klimaszewski & Pelletier, 2002: 290 (as synonym of *T. trisectus*).

*Tinotus brunneus*: Klimaszewski & Pelletier, 2002: 290 (as synonym of *T. trisectus*).

*Tinotus lateralis*: Klimaszewski & Pelletier, 2002: 290 (as synonym of *T. trisectus*).

*Tinotus pallidus*: Klimaszewski & Pelletier, 2002: 290 (as synonym of *T. caviceps* Casey, 1893; misidentification).

*Tinotus binarius*: Hanley, 2002: 458 (as valid species).

*Tinotus brunneus*: Hanley, 2002: 458 (as valid species).

*Tinotus lateralis*: Hanley, 2002: 463 (as valid species).

*Tinotus pallidus*: Hanley, 2002: 464 (as valid species).

*Tinotus trisectus*: Hanley, 2002: 467 (as valid species).

(Other references are omitted)

**Type material.** Holotype of *Tinotus trisectus*: **UNITED STATES: Idaho:** Kootenai Co.: ♀, Coeur d'Alene, vi (H.F.Wickham) (NMNH).

Lectotype of *Acrimea fimbriata* (here designated): ♂, “The Dalles, Oreg.[on (Wickham)]”, “*fimbriata* Csy.”, “TYPE USNM 39738” (red label), “CASEY bequest 1925” (NMNH).

Lectotype (♀; designated by Hanley (2002)) and paralectotype (♂) of *Tinotus pallidus*: **UNITED STATES: Iowa:** Linn Co.: Cedar Rapids (NMNH).

Lectotype of *Tinotus brunneus* (designated by Hanley (2002)): **UNITED STATES: Pennsylvania:** ♂, near Philadelphia (NMNH).

Holotype of *Tinotus binarius*: **UNITED STATES: Arizona:** Pima Co.: ♀, Tucson (NMNH).

**Additional material. UNITED STATES: California:** Kern Co.: ♂, 12 mi. S Bakersfield, 20.v.1958 (E.I.Schlinger) (CNCI); **Tennessee:** Lake Co.: ♂, Reelfoot Lk., 7 km NE Tiptonville, at black light, 8.v.1986 (J.M.Campbell) (CNCI).

**Diagnosis.** See Klimaszewski & Pelletier (2002).

**Discussion.** The lectotype of *Acrimea fimbriata* is similar to the holotype of *Ti. trisectus* in external characters. The shape of the aedeagus, including the structure of the internal sac, is identical in the lectotype of *Acri. fimbriata* and in examined males of *Ti. trisectus*.

Klimaszewski *et al.* (2002) placed *Ti. pallidus* in synonymy with *Ti. caviceps*. Unfortunately, the male paralectotype of *Ti. pallidus* lacks the head and pronotum which does not allow the comparison of these parts of the body with the males of *Ti. caviceps* which have strong medial impressions of the head disk and pronotum. However, both types of *Ti. pallidus* are more glossy than the types of *Ti. caviceps* and resemble *Ti. trisectus* in that respect. The aedeagus (including the structures of the internal sac) of the paralectotype of *Ti. pallidus* is similar to the aedeagus of *Ti. trisectus*, and not *Ti. caviceps*. This fact is clear when Figures 21, 23 and 17–20 in Klimaszewski & Pelletier (2002) are compared. Therefore, *Ti. pallidus* is removed from synonymy with *Ti. caviceps* and placed in synonymy with *Ti. trisectus* Casey, 1906.

Hanley (2002) designated the lectotype of *Ti. trisectus*. However, when Casey (1906) described *Ti. trisectus* he indicated that he had “the single type” of this species. Therefore this type is the holotype, and the lectotype designation by Hanley (2002) is redundant. Hanley (2002) also designated the lectotype of *Ti. binarius*. When Casey (1911a) described *Ti. binarius* he indicated that he had “only one example” of this species. Therefore this type is the holotype, and the lectotype designation by Hanley (2002) is redundant.

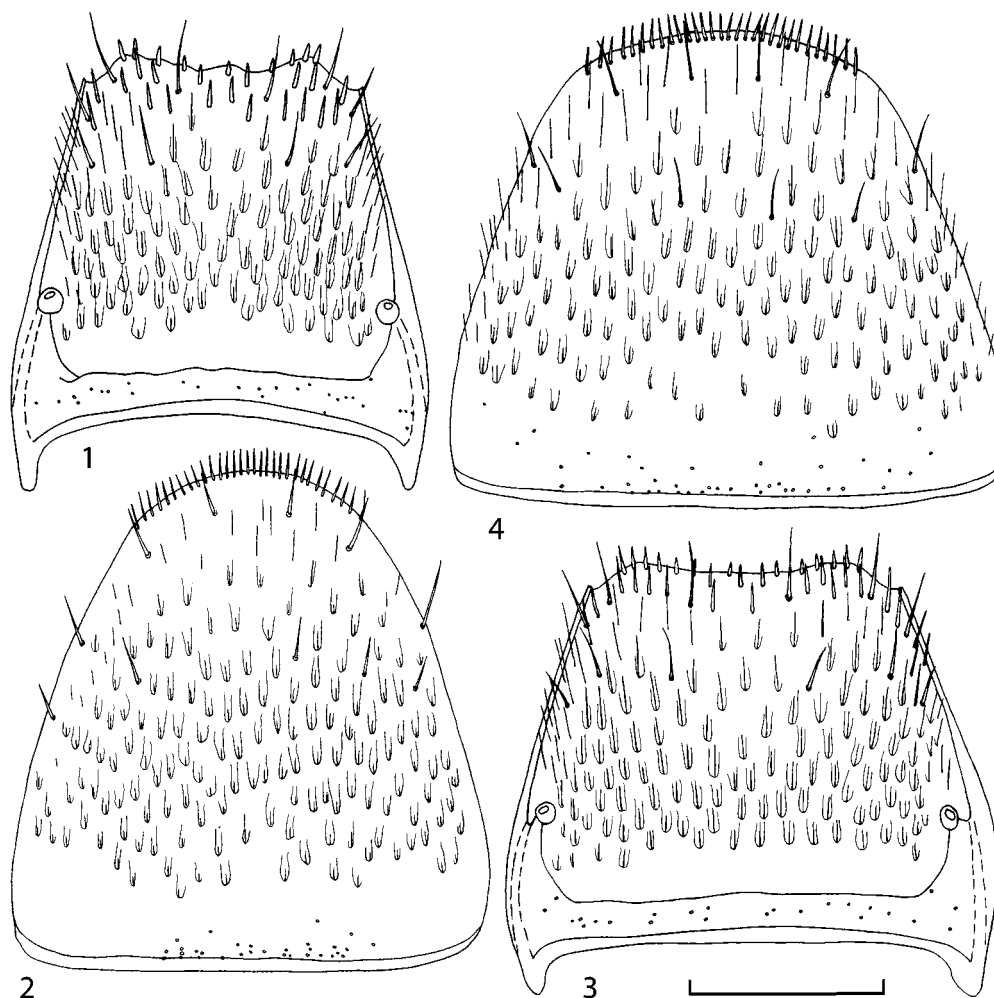
**Distribution.** *Ti. trisectus* is widespread in the United States. It is known from Oregon, California, Arizona, Idaho, Iowa, Pennsylvania and Tennessee.

***Tinotus acerbus* (Casey, 1911a), comb. nov.**  
(Figs. 1–9)

*Acrimea acerba* Casey, 1911a: 15.

*Acrimea resecta* Casey, 1911a: 14, **syn. nov.**

(Other references are omitted)



**FIGURES 1–4.** Abdominal segment 8 of *Tinotus acerbus* (Casey) (lectotype of *Acrimea acerba* (1–2) and lectotype of *Acri. resecta* (3–4)). 1 — male tergum 8; 2 — male sternum 8; 3 — female tergum 8; 4 — female sternum 8. Scale bar 0.2 mm.

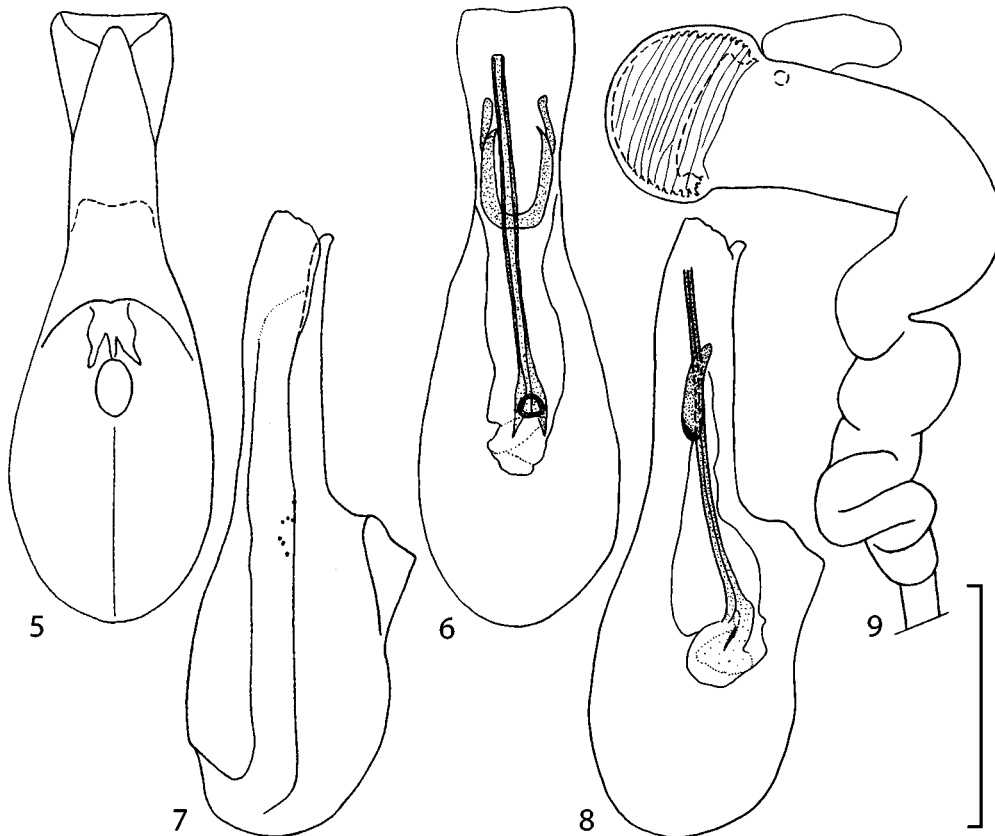
**Type material.** Lectotype of *Acrimea acerba* (here designated): ♂, “N.[orth] Yakima, Wash.[ington state (Wickham)]”, “*acerba* Csy.”, “TYPE USNM 39737” (red label), “CASEY bequest 1925” (NMNH).

Lectotype of *Acrimea resecta* (here designated): ♀, “Coeur d’Alene, IDAHO [Wickham]”, “*Acrimea resecta* Csy.”, “TYPE USNM 39736” (red label), “CASEY bequest 1925” (NMNH).

**Additional material. CANADA: British Columbia:** ♂, ♀, 4 mi. W Midway, ex river debris, 6.vi.1968 (Campbell & Smetana) (CNCI, SPSU).

**Diagnosis.** *Tinotus acerbus* differs from the other Nearctic species of *Tinotus* in its

brown body, the weak and poorly visible microsculpture of its glossy pronotum, the strong asperate punctation of its elytra, its lack of a medial impression on the male head and pronotum, its unmodified male sternum 8, and the shape of its aedeagus (Figs. 5–8), in particular the straight apex of its median lobe (in lateral view (Fig. 7)).



**FIGURES 5–9.** Genitalia of *Tinotus acerbus* (Casey) (lectotype of *Acrimaea acerba* (5–8) and lectotype of *Acri. resecta* (9)). 5 — median lobe, parameral view; 6 — median lobe with details of retracted internal sac, abparameral view; 7 — median lobe, lateral view; 8 — median lobe with details of retracted internal sac, lateral view; 9 — spermatheca. Scale bar 0.1 mm (9), 0.2 mm (5–8).

Additionally, *Ti. acerbus* differs from *Ti. morion* in its brown body color; from *Ti. caviceps* in its lack of a medial impression on the male head and pronotum; from *Ti. imbricatus* in its glossier pronotum, its lack of a medial impression on the male pronotum, and its unmodified male sternum 8; from *Ti. parvicornis* in its glossier pronotum.

**Discussion.** The lectotypes of *Acri. acerba* and *Acri. resecta* are similar in all external characters. These lectotypes are identical in the shape of their genitalia to the male and female specimens listed above in Material and found in the same locality in British Columbia. *Tinotus acerbus* is a valid species which was not included in the review of Nearctic *Tinotus* by Klimaszewski & Pelletier (2002).

**Distribution.** *Tinotus acerbus* is known from Washington, Idaho and British Columbia.

## Tribe Oxypodini Thomson, 1859

### *Oxypoda* Mannerheim, 1830

*Oxypoda* Mannerheim, 1830: 69 (type species: *Oxypoda spectabilis* Märkel, 1845, designated under the Plenary Powers (ICZN 1957)).

*Ancillota* Casey, 1910a: 165 (type species: *Ancillota sollemnis* Casey, 1910a, by original designation; in subtribe Athetina Casey, 1910a (spelled as Athetae)), **syn. nov.**

*Moluciba* Casey, 1911a: 156 (type species: *Moluciba grandipennis* Casey, 1911a, by original designation; in subtribe Athetina (spelled as Athetae)), **syn. nov.**

*Oxypoda*: Fenyés, 1920: 363 (as valid genus).

*Atheta* (*Ancillota*): Fenyés, 1920: 223 (as synonym of *Atheta* (*Acrotona*)).

*Atheta* (*Moluciba*): Fenyés, 1920: 219 (as valid subgenus).

*Oxypoda*: Bernhauer & Scheerpeltz, 1926: 747 (as valid genus).

*Atheta* (*Ancillota*): Bernhauer & Scheerpeltz, 1926: 672 (as synonym of *Atheta* (*Acrotona*)).

*Atheta* (*Moluciba*): Bernhauer & Scheerpeltz, 1926: 671 (as valid subgenus).

*Oxypoda*: Moore & Legner, 1975: 463 (as valid genus).

*Atheta* (*Ancillota*): Moore & Legner, 1975: 346 (as synonym of *Atheta* (*Acrotona*)).

*Atheta* (*Moluciba*): Moore & Legner, 1975: 351 (as valid subgenus).

*Oxypoda*: Seevers, 1978: 62 (as valid genus in subtribe Oxypodina).

*Acrotona* (*Ancillota*): Seevers, 1978: 100 (as valid subgenus).

*Moluciba*: Seevers, 1978: 64 (as valid genus in subtribe Oxypodina).

*Oxypoda*: Newton *et al.*, 2000: 362 (as valid genus in subtribe Oxypodina).

*Acrotona* (*Ancillota*): Newton *et al.*, 2000: 368 (as valid subgenus).

*Moluciba*: Newton *et al.*, 2000: 361 (as valid genus in subtribe Oxypodina).

(Other references are omitted)

**Discussion.** Casey (1910a) did not specifically state in his description of *Ancillota* that *Anc. sollemnis* was the type species of *Ancillota*; however, while designating the type species of *Noverota* Casey, 1910a in the same paper, Casey stated (1910a, p. 90): “The first species may be regarded as the type, as in all other cases where the type is not specifically named”. The type species of *Ancillota*, *Anc. sollemnis*, has a tarsal formula 5-5-5 and is synonymous with *Oxypoda amica* Casey, 1906 (see below). Therefore, *Ancillota* is placed in synonymy with *Oxypoda*.

Casey (1911a) described the monotypic genus *Moluciba* in the subtribe Athetina. My examination of the holotype of *Mol. grandipennis* revealed that the tarsal formula in the type is 5-5-5, and the species has all characters of the nominotypical subgenus of the genus *Oxypoda*. When describing *Moluciba*, Casey (1911a) compared it with *Acrotona* and related athetine genera, and failed to realize that *Mol. grandipennis* in fact belonged to Oxypodini.

*Oxypoda* (s. str.) *grandipennis* (Casey, 1911a), comb. nov.  
(Figs. 10–14)

*Moluciba grandipennis* Casey, 1911a: 156.

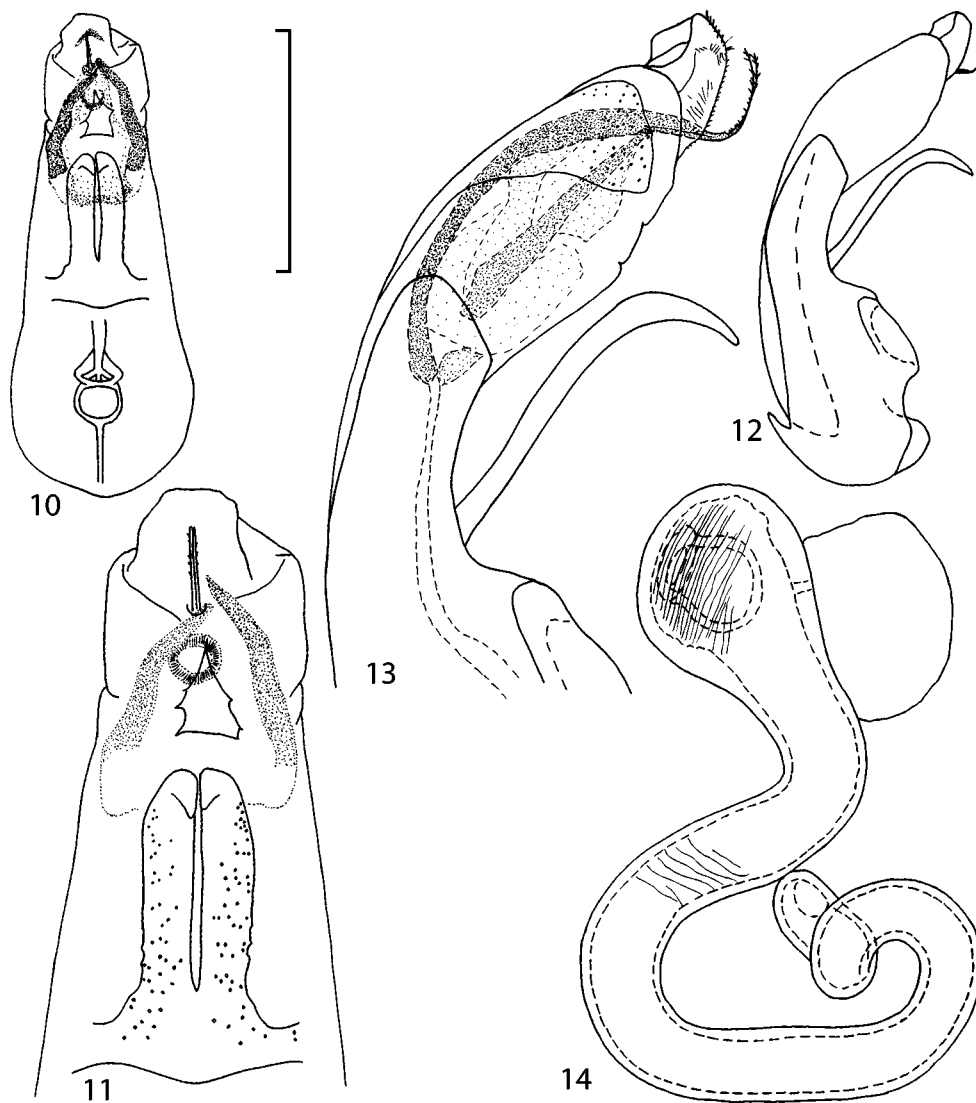
*Atheta* (*Moluciba*) *grandipennis*: Fenyés, 1920: 219 (as valid species).

*Atheta* (*Moluciba*) *grandipennis*: Bernhauer & Scheerpeltz, 1926: 671 (as valid species).

*Atheta* (*Moluciba*) *grandipennis*: Moore & Legner, 1975: 362 (as valid species).

*Moluciba grandipennis*: Seevers, 1978: 249 (as valid species).

*Moluciba grandipennis*: Newton *et al.*, 2000: 361 (as valid species).



**FIGURES 10–14.** Genitalia of *Oxypoda grandipennis* (Casey) (male from Armagh, Québec (10–13); and female from 10 km S Ninilchik, Alaska (14)). 10 — median lobe, parameral view; 11 — apex of median lobe, parameral view; 12 — median lobe, lateral view; 13 — apex of median lobe, lateral view; 14 — spermatheca. Scale bar 0.1 mm (14), 0.2 mm (11, 13), 0.4 mm (10, 12).



**Type material.** Holotype of *Moluciba grandipennis*: ♀, “Metlakatla B.[ritish] Col.[umbia] Keen”, “*Moluciba grandipennis* Csy.”, “TYPE USNM 39020” (red label), “CASEY bequest 1925” (NMNH).

**Additional material. CANADA: Québec:** ♀, Chic-Chocs, 17.viii.1994; ♂, 50 km E Québec-City, Armagh, 46°44'N 70°35'W, 2.viii.1994 (SPSU); 2 specimens, 170 km NE Québec-City, Pohénégamook, 47°28'N 69°14'W, 16.viii.1994 (LFC, SPSU); 3 specimens, ditto but 2.viii.1994 (LFC); 1 specimen, Lac Mitis, 48°18'N 67°48'W, 22.viii.1994 (SPSU); 1 specimen, ditto but 15.viii.1994 (LFC); **UNITED STATES: Alaska:** ♀, Kenai Peninsula, 10 km S Ninilchik, 59°57.26–.25'N 151°43.81'W, 50 m, forest litter, *Picea*, 22.vii.1998 (V.I.Gusarov); ♂, Richardson Hwy., NNW Willow Creek, 61°50.17'N 145°13.81'W, 500 m, in human feces, 13.vii.1998 (V.I.Gusarov) (SPSU).

**Diagnosis.** *Oxypoda grandipennis* can be distinguished from other Nearctic members of the nominotypical subgenus by a dark brown body with the brownish yellow pronotum, humeral angles and posterior margin of the elytra, abdominal terga 3–5 and posterior margin of tergum 7; and the distinct shape of the aedeagus (Figs. 10–13) and spermatheca (Fig. 14).

**Distribution.** *Oxypoda grandipennis* is a boreal species with a transnearctic distribution. It is known from Alaska and Québec.

***Oxypoda* (s. str.) *acuminata* (Stephens, 1832)**

(Fig. 2 in Strand & Vik 1966 (as *O. lividipennis*))

*Aleochara acuminata* Stephens, 1832: 151.

*Oxypoda* (s. str.) *lividipennis*: Bernhauer & Scheerpeltz, 1926: 748 (as valid species; misidentification).

*Oxypoda* (s. str.) *acuminata*: Bernhauer & Scheerpeltz, 1926: 748 (as synonym of *O. lividipennis*).

*Oxypoda lividipennis*: Strand & Vik, 1966: 174 (as valid species; misidentification).

*Oxypoda* (s. str.) *lividipennis*: Lohse, 1974c: 266 (as valid species; misidentification).

*Oxypoda* (s. str.) *acuminata*: Zerche, 1991: 81 (as valid species).

(Other references are omitted)

**Examined material. FRANCE: Le Loiret:** ♂, ♀, 15 km de Montargis, domaine des Barres, 13–20.x.1998 (A.Gurov) (SPSU); **UNITED STATES: New York:** Orange Co.: ♂, ♀, 8 km S New Windsor, Black Rock Forest, 9.v.1998 (V.I.Gusarov) (SPSU).

**Diagnosis.** See Lohse (1974; as *O. lividipennis*).

**Discussion.** This is a first North American record of this species (cf. Muona 1984).

**Distribution.** *Oxypoda acuminata* is widespread in Europe. In North America it is known only from New York.

***Oxypoda (Podoxya) amica* Casey, 1906**

(Figs. 15–18)

*Oxypoda amica* Casey, 1906: 312.*Ancillota sollemnis* Casey, 1910a: 165, **syn. nov.***Oxypoda vetula* Casey, 1911a: 44, **syn. nov.***Oxypoda neptis* Casey, 1911a: 50, **syn. nov.***Oxypoda amica*: Fenyés, 1920: 374 (as valid species).*Atheta (Acrotona) sollemnis*: Fenyés, 1920: 226 (as valid species).*Oxypoda vetula*: Fenyés, 1920: 375 (as valid species).*Oxypoda neptis*: Fenyés, 1920: 375 (as valid species).*Oxypoda (Demosoma) schaefferi* Notman, 1920: 193, **syn. nov.***Oxypoda (Demosoma) amica*: Bernhauer & Scheerpeltz, 1926: 759 (as valid species).*Atheta (Acrotona) sollemnis*: Bernhauer & Scheerpeltz, 1926: 677 (as valid species).*Oxypoda vetula*: Bernhauer & Scheerpeltz, 1926: 765 (as valid species).*Oxypoda neptis*: Bernhauer & Scheerpeltz, 1926: 764 (as valid species).*Oxypoda (Demosoma) schaefferi*: Bernhauer & Scheerpeltz, 1926: 761 (as valid species).*Oxypoda amica*: Moore & Legner, 1975: 463 (as valid species).*Atheta (Acrotona) sollemnis*: Moore & Legner, 1975: 374 (as valid species).*Oxypoda vetula*: Moore & Legner, 1975: 467 (as valid species).*Oxypoda neptis*: Moore & Legner, 1975: 465 (as valid species).*Oxypoda schaefferi*: Moore & Legner, 1975: 466 (as valid species).*Oxypoda amica*: Seevers, 1978: 249 (as valid species).*Acrotona (Ancillota) sollemnis*: Seevers, 1978: 256 (as valid species).*Oxypoda vetula*: Seevers, 1978: 250 (as valid species).*Oxypoda neptis*: Seevers, 1978: 250 (as valid species).*Oxypoda schaefferi*: Seevers, 1978: 250 (as valid species).

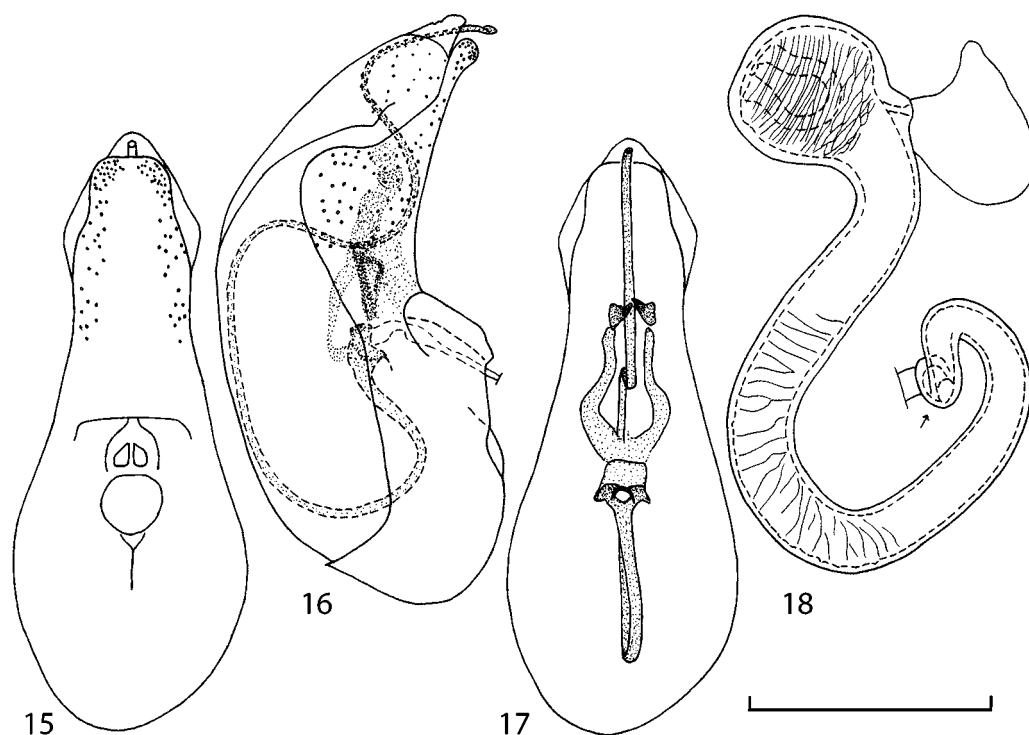
**Type material.** Lectotype of *Oxypoda amica* (here designated): ♂ (mounted with a *Formica* specimen), “Iowa City Wickham”, “[ant] Nest IV”, “*amica* Csy.”, “TYPE USNM 39786” (red label), “CASEY bequest 1925” (NMNH).

Lectotype of *Ancillota sollemnis* (here designated): ♂, “Mo. [Missouri, St. Louis]”, “*Ancillota sollemnis* Csy.”, “TYPE USNM 39018” (red label), “CASEY bequest 1925” (NMNH).

Lectotype of *Oxypoda vetula* (here designated): ♀, “N.[ew] J.[ersey]”, “*vetula*-2 PARATYPE USNM 39835” (red label), “CASEY bequest 1925” (NMNH).  
Paralectotypes: ♀, “N.[ew] J.[ersey]”, “*vetula* Csy.”, “TYPE USNM 39835” (red label), “CASEY bequest 1925”; ♀, “N.[ew] J.[ersey]”, “*vetula*-3 PARATYPE USNM 39835” (red label), “CASEY bequest 1925” (NMNH).

Lectotype of *Oxypoda neptis* (here designated): ♂, “Iowa City, Ia [Iowa] Wickham”, “*neptis* Csy.”, “TYPE USNM 39844” (red label), “CASEY bequest 1925” (NMNH).

Lectotype of *Oxypoda schaefferi* (here designated): ♂, “Windsor, Broome Co., N.[ew] Y.[ork] H.Notman 29 May 1918”, “TYPE” (pink label), “*Oxypoda schaefferi*” (SIIS).  
Paralectotype: ♀, “Windsor, Broome Co., N.[ew] Y.[ork] H.Notman 29 May 1918”, “PARATYPE” (pink label), “*schaefferi* paratype” (SIIS).



**FIGURES 15–18.** Genitalia of *Oxyroda amica* Casey (male, lectotype of *O. amica* (15–17); and female from 2.5 km N Lawrence (18)). 15 — median lobe, parameral view; 16 — median lobe with details of retracted internal sac, lateral view; 17 — median lobe with details of retracted internal sac, abparameral view; 18 — spermatheca. Scale bar 0.1 mm (18), 0.2 mm (15–17).

**Additional material. UNITED STATES: Kansas:** Douglas Co.: 8 specimens, 1.5 km N Lawrence, right bank of the Kansas River, 38°58.96'N 95°14.62'W, 200 m, in pile of rotting wood chips, 1.v.1999 (V.I.Gusarov) (KSEM, SPSU); 8 specimens, 2.5 km N Lawrence, flood refuse at the Kansas River, 38°59.59'N 95°14.59'W, 200 m, 18.iv.1999 (V.I.Gusarov); Jefferson Co.: 3♂♂, ♀, 15 km SSW Oskaloosa, Perry State Park – Delaware Area, 39°09.36'N 98°28.40'W, 300 m, sifting forest litter, 16.i.1999 (V.I.Gusarov) (SPSU); **Kentucky:** Bell Co.: 5 specimens, 12 km NWW Middlesboro, Hwy. 74 & 3485, 36°37.8'N 83°51.9'W, 800 m, forest litter, *Quercus*, *Acer*, 16.iii.2001 (V.I.Gusarov) (SPSU); **Louisiana:** Natchitoches Par.: ♂, 1.5 mi. N Readhimer, 32°08'N 92°59'W, *Geomys breviceps* burrow, baited (gopher feces and malt extract) pitfall, 16.i–4.ii.2000 (P.Kovarik, A.Tishechkin & R.Turnbow) (SPSU); **North Carolina:** Yancey Co.: ♀, 21 km S Burnsville, Hwy. 128, 35°43.42'N 82°16.97'W, 1600 m, forest litter, *Picea*, *Abies*, *Betula*, *Acer*, *Majanthemum*, 25.vi.2001 (V.I.Gusarov) (SPSU); **North Carolina / Tennessee:** Mitchell Co. / Carter Co.: ♀, Roan Road Pass, 29 km SSE Elizabethton, Hwy. 143 / 261, Cherokee / Pisgah Nat. Forest, 36°06.3'N 82°06.8'W, 1700 m, forest litter, *Picea*, *Rhododendron*, 17.iii.2001 (V.I.Gusarov) (SPSU); **Tennessee:** Campbell Co.: 8

specimens, 19.5 km N La Follette, Pine Mountain, 36°33.5'N 84°07.7'W, 600 m, forest litter, *Quercus*, 16.iii.2001 (V.I.Gusarov); Carter Co.: ♂, 29 km SSE Elizabethton, Hwy. 143, Cherokee Nat. Forest, 36°06.8'N 82°06.1'W, 1600 m, forest litter, *Betula*, *Acer*, 17.iii.2001 (V.I.Gusarov); Fentress Co.: 1 specimen, 20 km NEE Jamestown, Hwy. 297, 36°28.39'N 84°43.05'W, 500 m, forest litter, *Quercus*, 16.iii.2001 (V.I.Gusarov); Scott Co.: 6 specimens, 16 km W Oneida, Hwy. 297, Bandy Creek, 36°28.5'N 84°41.3'W, 400 m, forest litter, *Quercus*, *Pinus*, *Rhododendron*, 16.iii.2001 (V.I.Gusarov); Sevier Co.: ♂, ♀, 7 km SW Gatlinburg, Little River Rd., Malonei Point, 35°40.40'N 83°34.47'W, 700 m, on flowers of *Aruncus dioicus*, 1.vi.2001 (V.I.Gusarov) (SPSU).

**Diagnosis.** *Oxypoda amica* belongs to a group of Nearctic species with the copulatory piece of the internal sac extended in a long flagellum. Externally the species of this group are very similar, and *O. amica* can be recognized among them only by the distinct shape of the aedeagus (Figs. 15–17) and spermatheca (Fig. 18).

**Discussion.** The types of *O. amica*, *Anc. sollemnis*, *O. vetula*, *O. neptis* and *O. schaefferi* are similar in external characters and in the shape of the aedeagus (including the sclerites of the internal sac) and spermatheca.

**Distribution.** *Oxypoda amica* is widespread in the eastern United States. It is known from Iowa, Kansas, Missouri, Kentucky, New York, New Jersey, Tennessee, North Carolina and Louisiana.

### ***Devia* Blackwelder, 1952**

*Dasyglossa* Kraatz, 1856: 130 (*nec* Illiger, 1807) (type species: *Oxypoda prospera* Erichson, 1839, by monotypy).

*Devia* Blackwelder, 1952: 122 (replacement name for *Dasyglossa* Kraatz, 1856 (*nec* Illiger, 1807); type species: *Oxypoda prospera* Erichson, 1839, by original designation).

*Devia*: Seevers, 1978: 63 (as valid genus; in subtribe Oxypodina).

*Devia*: Lohse *et al.*, 1990: 136 (as valid genus; in subtribe Oxypodina).

(Other references are omitted)

### ***Devia prospera* (Erichson, 1839)**

(Figs. 22–23 in Lohse & Smetana 1985 (as *De. prospera* and *De. congruens*))

*Oxypoda prospera* Erichson, 1839: 143.

*Dasyglossa prospera*: Kraatz, 1856: 131 (as valid species).

*Oxypoda congruens* Casey, 1893: 292.

*Dasyglossa prospera*: Casey, 1906: 318 (as valid species).

*Dasyglossa congruens*: Casey, 1906: 318 (as synonym of *Das. prospera*).

*Dasyglossa prospera*: Bernhauer, 1906: 348 (as valid species).

*Dasyglossa prospera*: Bernhauer, 1907: 402 (as valid species).

*Dasyglossa prospera*: Fenyés, 1920: 359 (as valid species).

*Dasyglossa congruens*: Fenyés, 1920: 359 (as synonym of *Das. prospera*).

- Dasyglossa prospera*: Bernhauer & Scheerpeltz, 1926: 766 (as valid species).  
*Dasyglossa congruens*: Bernhauer & Scheerpeltz, 1926: 766 (as synonym of *Das. prospera*).  
*Dasyglossa prospera*: Lohse, 1974c: 284 (as valid species).  
*Devia prospera*: Moore & Legner, 1975: 396 (as valid species).  
*Devia congruens*: Moore & Legner, 1975: 396 (as synonym of *De. prospera*).  
*Devia prospera*: Seevers, 1978: 248 (as valid species).  
*Devia congruens*: Seevers, 1978: 248 (as valid species).  
*Devia prospera*: Muona, 1984: 228 (as valid species).  
*Devia prospera*: Lohse & Smetana, 1985: 294 (as valid species).  
*Devia congruens*: Lohse & Smetana, 1985: 294 (as valid species).  
*Devia congruens*: Lohse *et al.*, 1990: 136 (as valid species).  
*Devia congruens*: Ashe in Newton *et al.*, 2000: 361 (as valid species).

(Other references are omitted)

**Type material.** Lectotype of *Oxypoda prospera* (here designated): “Germ. bor. Schüppel”, “5514”, “*prospera* Er. Germ. bor. Schüpp” (ZMHB).

Lectotype of *Oxypoda congruens* (here designated): ♀, “Helena Mon.[tana]”, “*Oxyp.[oda] congruens*”, “TYPE USNM 39766” (red label), “CASEY bequest 1925”, “CASEY determ. *prospera*-19” (NMNH). Paralectotypes: ♂, “Mic.[higan]”, “*congruens* PARATYPE USNM 39766” (red label), “CASEY bequest 1925”, “CASEY determ. *prospera*-14”; 2♀ ♀, “Mich.[igan]”, “*congruens* PARATYPE USNM 39766” (red label), “CASEY bequest 1925”, “CASEY determ. *prospera*”; ♀, “:Mon[tana, Helena (Wickham)]”, “*congruens* PARATYPE USNM 39766” (red label), “CASEY bequest 1925”, “CASEY determ. *prospera*-16” (NMNH).

**Additional material. CANADA: Alberta:** 18 specimens, Athabasca Riv. at Rocky Riv., 13.viii.1965 (J. & W.Ivie); 1 specimen, Little Smokey River, 6 mi. S Guy, 4.viii.1965 (J. & W.Ivie) (AMNH); **British Columbia:** 1 specimen, 9 mi. NW Wonowon, 56°50'N 121°57'W, 3.viii.1968 (W.Ivie) (AMNH); **Labrador:** 2 specimens, Carter Basin, willow humus, 7.ix.1958; 1 specimen, ditto but 4.viii.1958; 1 specimen, ditto but moss under willow, 7.ix.1958; 2 specimens, ditto but moss on willow, 17.viii.1958 (BMNH); **Manitoba:** ♀, Aweme (N.Criddle) (NMNH (Casey collection)); 2 specimens, Riding Mt. Nat. Park, Whirlpool River at Rt. 19, 23.vi.1975 (L. & N.Herman) (AMNH); **Ontario:** 2 specimens, Ottawa (NMNH (Casey collection)); ♂, Nepigon, 6.vi.1918 (A.Fenyés) (NMNH (Casey collection)); **CZECH REPUBLIC:** 2 specimens, Moravia (Reitter) (NMNH (Casey collection)); **RUSSIA: Magadan Reg.:** 7 specimens, 25 km N Magadan, in grass, 3.vii.1985 (Yu.M.Marusik); 10 specimens, 30 km N Magadan, Snezhnaya Dolina, viii-ix.1996 (Yu.M.Marusik) (SPSU); **Ul'yanovsk Reg.:** ♂, ♀, Ul'yanovsk, near the Sviyaga River, 5.v.1983 (Isayev) (SPSU); **UNITED STATES: Alaska:** 2 specimens, env. of Fairbanks, Chena Ridge, Chena Ridge Rd., 64°50.57'N 147°52.83'W, 100 m, forest litter (V.I.Gusarov), 20.vii.1998 (SPSU); 1 specimen, Big Delta, 64°09'N 145°50'W, 10.viii.1968 (W.Ivie); 13 specimens, Chatanika, 65°07'N 147°30'W, 13.viii.1968 (W.Ivie); 6 specimens, Fairbanks, 13.viii.1968 (W.Ivie) (AMNH); **California:** Sierra Co.: 4

specimens, 6.5 mi. E Sierra City, N. Yuba River, 5600', 25.vi.1976 (L. & N.Herman); Siskiyou Co.: 2 specimens, 1.5 mi. S McCloud, Soda Springs, 3200', 1.vii.1976 (L. & N.Herman) (AMNH); **Colorado:** Boulder Co.: 6 specimens, Boulder (NMNH (Casey collection)); Chaffee Co.: ♀, Buena Vista, 7900–8000', 1–6.vii.1896 (H.F.Wickham) (NMNH (Casey collection)); Dolores Co.: 5 specimens, near Fish Creek, 27 mi. NE Dolores, 8200', 24.vii.1976 (L. & N.Herman) (AMNH); **Michigan:** Washtenaw Co.: 2 specimen, Ann Arbor (AMNH); **Minnesota:** Carlton Co.: 6 specimens, 14 km SW Carlton, Hwy. 35, 46°33.56'N 92°35.98'W, 200 m, in forest litter, *Betula*, *Populus*, 10.vii.1999 (V.I.Gusarov) (SPSU); **New Mexico:** Colfax Co.: 9 specimens, Cimarron Canyon W of Ute Park, 6.x.1965 (J. & W.Ivie) (AMNH); **Oregon:** Klamath Co.: 3 specimens, Kimball State Park, Wood River Spring, 2 mi. N Fort Klamath, 20.vi.1978 (J.Schuh, L. & N. Herman); 3 specimens, Wood River Spring, willow duff, 20.vi.1978 (J.Schuh & L.Herman); 2 specimens, ditto but 2.v.1974 (J.Schuh); 22 specimens, 7.5 mi. NW Klamath Falls, Geary Canal, Howard Bay of Upper Klamath Lake, 19.vi.1978 (J.Schuh, L. & N.Herman) (AMNH); **South Dakota:** Custer Co.: 36 specimens, 7 mi. WSW Custer, North Pole Spring, 5500', 15.vi.1981 (L.Herman) (AMNH); **Utah:** San Juan Co.: 1 specimen, Monticello, 10.vi.1987 (L.Herman); Summit Co.: 1 specimen, 10 mi. ESE Kamas, Shingle Cr., 7700', 10.vi.1981 (L.Herman); 15 specimens, 7 mi. ESE Kamas, Beaver Cr., 7300', 10.vi.1981 (L.Herman) (AMNH); **Washington:** Lewis Co.: 3 specimens, Packwood, Cowlitz Riv., leaf litter, 21–23.vii.1969 (L.Herman) (AMNH); **Wisconsin:** Ashland Co.: 4 specimens, 9 mi. SW Marengo, near Beaver Lake, 23.vi.1981 (L.Herman); 4 specimens, ditto but 7.viii.1978 (L. & N.Herman); 8 specimens, 6 mi. S Marengo, near Brunsweller Riv., 1400', 7.viii.1978 (L. & N.Herman) (AMNH); Bayfield Co.: 8 specimens, Bayfield (Wickham) (NMNH (Casey collection)); **Wyoming:** Fremont Co.: 12 specimens, 10 mi. SW Lander, Middle Fork Popo Agie Riv., 7100', 12.vi.1981 (L.Herman); 4 specimens, 16 mi. SW Lander Roaring Fork Creek, 8400', 12.vi.1981 (L.Herman) (AMNH).

**Diagnosis.** See Lohse 1974c (as *Dasyglossa prospera*); Lohse *et al.* 1990 (as *De. congruens*).

**Discussion.** There is some controversy on how many species of *Devia* occur in North America. Bernhauer and Scheerpeltz (1926) listed *Das. prospera* as a single valid species of *Dasyglossa* and considered it as a Holarctic species. They listed *Das. angularis* (Mäklin *in* Mannerheim, 1853) and *Das. congruens* (both described from North America) as synonyms of *Das. prospera*. Moore and Legner (1975) followed Bernhauer and Scheerpeltz (1926).

Seevers (1978) listed *De. congruens* and *De. prospera* as separate valid species, both represented in North America.

Muona (1984) confirmed that *De. prospera* occurred in North America but did not comment on the status of *De. congruens*, perhaps because he did not have an opportunity to examine the type of the latter species.

Lohse and Smetana (1985) designated the lectotype of *Myrmedonia angularis* Mäklin in Mannerheim, 1853 and transferred it to the genus *Lypoglossa* Fenyes, 1918 in the tribe Athetini. They considered *De. prospera* and *De. congruens* as separate species and illustrated the aedeagi for both. Lohse and Smetana (1985) were mostly interested in clarifying the status of *My. angularis* and provided no information on the localities of the illustrated specimens; nor did Lohse and Smetana discuss the geographical distribution of *De. prospera* and *De. congruens*. In a later paper (Lohse *et al.* 1990) dealing with the Arctic North American aleocharines Lohse mentioned only *De. congruens*. Unfortunately, he did not explicitly state whether, in his opinion, *De. prospera* occurred in North America.

Ashe (Newton *et al.* 2000) states that only one species of *Devia* (*De. congruens*) occurs in North America.

My examination of the types of *Oxypoda prospera* and *O. congruens*, as well as additional specimens did not reveal any differences between the specimens from the Nearctic and Palaearctic Regions in the shape of the aedeagus and the sclerites of its internal sac. The drawings in the paper by Lohse and Smetana (1985: Figs. 22–23) are very schematic and the difference between them results mostly from different extent of the evertion of the internal sac in the two preparations. I consider *De. congruens* to be a synonym of *De. prospera*, a species with Holarctic distribution and the single valid species in the genus *Devia*.

**Distribution.** *Devia prospera* has a circumpolar distribution. In North America *De. prospera* is known from Canada (British Columbia, Northwest Territories (Lohse *et al.* 1990), Alberta, Manitoba, Ontario and Labrador) and the United States (Alaska, Washington, Oregon, California, Montana, Wyoming, Utah, Colorado, New Mexico, South Dakota, Minnesota, Wisconsin and Michigan).

### ***Paradilacra* Bernhauer, 1909**

*Paradilacra* Bernhauer, 1909: 517 (as subgenus of *Atheta*; type species: *Atheta densissima* Bernhauer, 1909; fixed by Fenyes (1918), by subsequent designation).

*Paradilacra*: Casey, 1910a: 72 (as “a distinct genus, or more correctly a subgenus of the genus *Dilacra*”, in subtribe Athetina (spelled as Athetae)).

*Paradilacra*: Casey, 1911a: 127 (as valid genus in subtribe Athetina (spelled as Athetae)).

*Paradilacra*: Fenyes, 1918: 19 (as valid genus in subtribe Athetina (spelled as Athetae)).

*Paradilacra*: Fenyes, 1920: 243 (as valid genus).

*Atheta* (*Paradilacra*): Bernhauer & Scheerpeltz, 1926: 607 (as valid subgenus).

*Atheta* (*Paradilacra*): Moore & Legner, 1975: 352 (as valid subgenus).

*Paradilacra*: Seevers, 1978: 118 (as valid genus in subtribe Xenotae (unavailable name)).

*Paradilacra*: Ashe in Newton *et al.*, 2000: 369 (as valid genus in subtribe Athetina).

**Diagnosis.** See Bernhauer (1909) and Fenyes (1920).

**Discussion.** My examination of the type species of *Paradilacra* revealed that its

aedeagus lacks the athetine bridge. Based on the shape of the aedeagus and the sclerites of its internal sac the genus *Paradilacra* is transferred to the subtribe Tachyusina Thomson, 1859 of the tribe Oxypodini.

***Paradilacra densissima* (Bernhauer, 1909)**

(Figs. 19–30)

*Atheta* (*Paradilacra*) *densissima* Bernhauer, 1909: 517.

*Paradilacra persola* Casey, 1910a: 72.

*Paradilacra willametta* Casey, 1910a: 73.

*Paradilacra uintana* Casey, 1910a: 73.

*Paradilacra glenorica* Casey, 1910a: 74.

*Paradilacra symbolica* Casey, 1911a: 127.

*Paradilacra erebea* Casey, 1911a: 128.

*Paradilacra subaequa* Casey, 1911a: 128.

*Paradilacra sinistra* Casey, 1911a: 129.

*Paradilacra memnonia* Casey, 1911a: 130.

*Paradilacra vulgatula* Casey, 1911a: 130.

*Paradilacra deserticola* Casey, 1911a: 131.

*Paradilacra densissima*: Fenyés, 1920: 244 (as valid species).

*Paradilacra persola*: Fenyés, 1920: 244 (as synonym of *Pa. densissima*).

*Paradilacra willametta*: Fenyés, 1920: 244 (as synonym of *Pa. densissima*).

*Paradilacra uintana*: Fenyés, 1920: 244 (as synonym of *Pa. densissima*).

*Paradilacra glenorica*: Fenyés, 1920: 244 (as synonym of *Pa. densissima*).

*Paradilacra symbolica*: Fenyés, 1920: 244 (as synonym of *Pa. densissima*).

*Paradilacra erebea*: Fenyés, 1920: 244 (as synonym of *Pa. densissima*).

*Paradilacra subaequa*: Fenyés, 1920: 244 (as synonym of *Pa. densissima*).

*Paradilacra sinistra*: Fenyés, 1920: 244 (as synonym of *Pa. densissima*).

*Paradilacra memnonia*: Fenyés, 1920: 244 (as synonym of *Pa. densissima*).

*Paradilacra vulgatula*: Fenyés, 1920: 244 (as synonym of *Pa. densissima*).

*Paradilacra deserticola*: Fenyés, 1920: 244 (as synonym of *Pa. densissima*).

*Atheta* (*Paradilacra*) *densissima*: Bernhauer & Scheerpeltz, 1926: 607 (as valid species).

*Atheta* (*Paradilacra*) *persola*: Bernhauer & Scheerpeltz, 1926: 607 (as synonym of *At. densissima*).

*Atheta* (*Paradilacra*) *willametta*: Bernhauer & Scheerpeltz, 1926: 607 (as synonym of *At. densissima*).

*Atheta* (*Paradilacra*) *uintana*: Bernhauer & Scheerpeltz, 1926: 607 (as synonym of *At. densissima*).

*Atheta* (*Paradilacra*) *glenorica*: Bernhauer & Scheerpeltz, 1926: 607 (as synonym of *At. densissima*).

*Atheta* (*Paradilacra*) *symbolica*: Bernhauer & Scheerpeltz, 1926: 607 (as synonym of *At. densissima*).

*Atheta* (*Paradilacra*) *erebea*: Bernhauer & Scheerpeltz, 1926: 607 (as synonym of *At. densissima*).

*Atheta* (*Paradilacra*) *subaequa*: Bernhauer & Scheerpeltz, 1926: 607 (as synonym of *At. densissima*).

*Atheta* (*Paradilacra*) *sinistra*: Bernhauer & Scheerpeltz, 1926: 607 (as synonym of *At. densissima*).

*Atheta* (*Paradilacra*) *memnonia*: Bernhauer & Scheerpeltz, 1926: 607 (as synonym of *At. densissima*).



- sima*).
- Atheta (Paradilacra) vulgatula*: Bernhauer & Scheerpeltz, 1926: 607 (as synonym of *At. densissima*).
- Atheta (Paradilacra) deserticola*: Bernhauer & Scheerpeltz, 1926: 607 (as synonym of *At. densissima*).
- Atheta (Paradilacra) densissima*: Moore & Legner, 1975: 358 (as valid species).
- Atheta (Paradilacra) persola*: Moore & Legner, 1975: 358 (as synonym of *At. densissima*).
- Atheta (Paradilacra) willametta*: Moore & Legner, 1975: 358 (as synonym of *At. densissima*).
- Atheta (Paradilacra) uintana*: Moore & Legner, 1975: 358 (as synonym of *At. densissima*; misspelled as *uinata*).
- Atheta (Paradilacra) glenorica*: Moore & Legner, 1975: 358 (as synonym of *At. densissima*).
- Atheta (Paradilacra) symbolica*: Moore & Legner, 1975: 358 (as synonym of *At. densissima*).
- Atheta (Paradilacra) erebea*: Moore & Legner, 1975: 358 (as synonym of *At. densissima*).
- Atheta (Paradilacra) subaequa*: Moore & Legner, 1975: 358 (as synonym of *At. densissima*; misspelled as *subaegua*).
- Atheta (Paradilacra) sinistra*: Moore & Legner, 1975: 358 (as synonym of *At. densissima*).
- Atheta (Paradilacra) memnonia*: Moore & Legner, 1975: 358 (as synonym of *At. densissima*).
- Atheta (Paradilacra) vulgatula*: Moore & Legner, 1975: 358 (as synonym of *At. densissima*; misspelled as *vulgata*).
- Atheta (Paradilacra) deserticola*: Moore & Legner, 1975: 358 (as synonym of *At. densissima*).
- Paradilacra densissima*: Seevers, 1978: 265 (as valid species).
- Paradilacra persola*: Seevers, 1978: 265 (as valid species).
- Paradilacra willametta*: Seevers, 1978: 266 (as valid species).
- Paradilacra uintana*: Seevers, 1978: 266 (as valid species).
- Paradilacra glenorica*: Seevers, 1978: 265 (as valid species).
- Paradilacra symbolica*: Seevers, 1978: 265 (as valid species).
- Paradilacra erebea*: Seevers, 1978: 265 (as valid species).
- Paradilacra subaequa*: Seevers, 1978: 265 (as valid species).
- Paradilacra sinistra*: Seevers, 1978: 265 (as valid species).
- Paradilacra memnonia*: Seevers, 1978: 265 (as valid species).
- Paradilacra vulgatula*: Seevers, 1978: 266 (as valid species).
- Paradilacra deserticola*: Seevers, 1978: 265 (as valid species).

**Type material.** Lectotype of *Atheta densissima* (here designated): ♂, “S. Anselmo Cal.[ifornia]”, “June 04.16 [4.vi.1916]”, “166.”, “*ambigua* Er.? Fenyés. det. Bernhauer”, “*densissima* Bernh. Typus. Fenyés” (yellow label), “not *ambigua* Erichson det. Lohse”, (FMNH). Paralectotype: ♂, “Willist’n [Williston], N.[orth] D.[akota] Jun.[e] 8–9 Wickham”, “7614”, “*densissima* Bernh. Cotypus. Fenyés” (yellow label) (FMNH).

Lectotype of *Paradilacra persola* (here designated): ♂, “Cal.[ifornia, Monterey]”, “*Paradilacra persola* Csy.”, “TYPE USNM 39377” (red label), “CASEY bequest 1925” (NMNH). Paralectotype: ♂, “Cal.[ifornia, Monterey]”, “*persola* PARATYPE USNM 39377” (red label), “CASEY bequest 1925” (NMNH).

Lectotype of *Paradilacra willametta* (here designated): ♂, “Portland Oreg.[on]”, “*willametta* Csy.”, “TYPE USNM 39380” (red label), “CASEY bequest 1925” (NMNH).

Lectotype of *Paradilacra uintana* (here designated): ♂, “Milford Ut.[ah] Jul.[y] Wickha[m]”, “*uintana* Csy.”, “TYPE USNM 39379” (red label), “CASEY bequest 1925” (NMNH). Paralectotypes: ♂, “Milford Ut.[ah] Jul.[y] Wickha[m]”, “*uintana*-2

PARATYPE USNM 39379" (red label), "CASEY bequest 1925"; ♂, "Elko, Nevad[a] Wickham.", "uintana-3 PARATYPE USNM 39379" (red label), "CASEY bequest 1925" (NMNH).

Lectotype of *Paradilacra glenorica* (here designated): ♂, "Glenora B.[ritish] C.[olumbia]", "glenorica Csy.", "TYPE USNM 39378" (red label), "CASEY bequest 1925" (NMNH). Paralectotype: ♀, "Kamloops, B.[ritish] C.[olumbia] Wickham.", "glenorica-3 PARATYPE USNM 39378" (red label), "CASEY bequest 1925" (NMNH).

Lectotype of *Paradilacra symbolica* (here designated): ♀, "Cal.[ifornia, Napa Junction]", "symbolica Csy.", "TYPE USNM 39385" (red label), "CASEY bequest 1925" (NMNH).

Lectotype of *Paradilacra erebea* (here designated): ♀, "Cal.[ifornia, Napa Junction]", "erebea Csy.", "TYPE USNM 39381" (red label), "CASEY bequest 1925". Paralectotype: ♂, "Cal.[ifornia, near Mt. Diablo]", "erebea-2 PARATYPE USNM 39381" (red label), "CASEY bequest 1925" (NMNH).

Lectotype of *Paradilacra subaequa* (here designated): ♂, "Cal.[ifornia, Santa Rosa]", "subaequa Csy.", "TYPE USNM 39382" (red label), "CASEY bequest 1925". Paralectotype: ♂, "Cal.[ifornia, Santa Rosa]", "subaequa-2 PARATYPE USNM 39382" (red label), "CASEY bequest 1925" (NMNH).

Lectotype of *Paradilacra sinistra* (here designated): ♂, "Cal.[ifornia, San José and Santa Clara Valley]", "sinistra Csy.", "TYPE USNM 39383" (red label), "CASEY bequest 1925" (NMNH).

Lectotype of *Paradilacra memnonia* (here designated): ♀, "Cal.[ifornia, Cloverdale, north of Santa Rosa]", "memnonia Csy.", "TYPE USNM 39384" (red label), "CASEY bequest 1925" (NMNH).

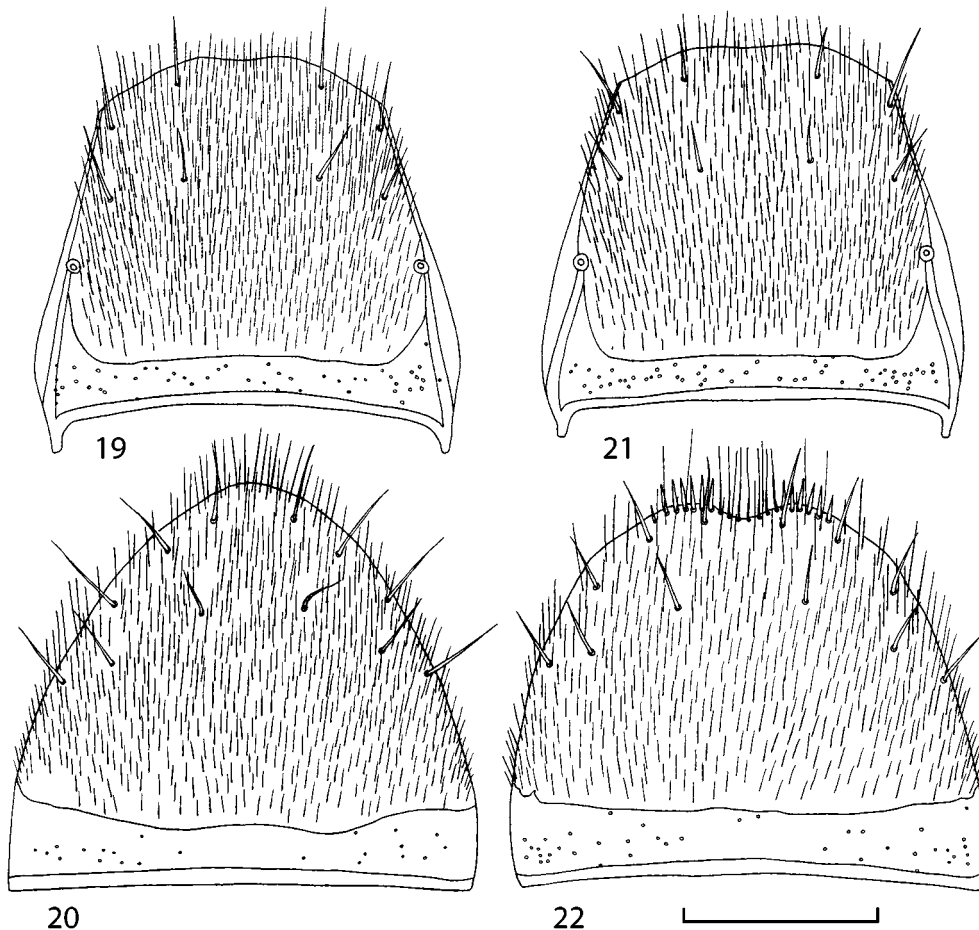
Holotype of *Paradilacra vulgatula*: ♂, "Cal.[ifornia, Jountville, Napa Co.]", "vulgatula Csy.", "TYPE USNM 39386" (red label), "CASEY bequest 1925". Paratype: ♀, "Cal.[ifornia, Jountville, Napa Co.]", "vulgatula-2 PARATYPE USNM 39386" (red label), "CASEY bequest 1925" (NMNH).

Lectotype of *Paradilacra deserticola* (here designated): ♀, "Elko Nev.[ada]", "deserticola Csy.", "TYPE USNM 39387" (red label), "CASEY bequest 1925" (NMNH).

**Additional material. UNITED STATES: California:** ♀, "Cal" with a black dot inside "C" (San Francisco and immediate vicinity as far south as Redwood City and Purissima (FitzGerald 1962)) (NMNH (Casey collection)); San Bernardino Co.: 32 specimens, 4 km NEE Big Bear City, Hwy. 18, San Bernardino Nat. Forest, 34°16.46'N 116°48.07'W, 2050 m, Baldwin Lake bank, 11.viii.1999 (V.I.Gusarov) (KSEM); San Diego Co.: 3♂♂, 5♀♀, Cuyamaca, 11.vi.1961 (I.Moore) (CNCI, SPSU); San Luis Obispo Co.: ♂, Atascadero, 15.viii.1956 (I.Moore) (CNCI); Ventura Co.: 14 specimens, 10 km N Ojai, Los Padres Nat. Forest, Rose Valley Rd., 34°32.51'N 119°11.42'W, 1150 m, reservoir bank, 10.viii.1999 (V.I.Gusarov) (KSEM); **Montana:** ♂, Glendive (This specimen was labeled by curators as a paratype of *Pa. glenorica* but it had not been included in the type

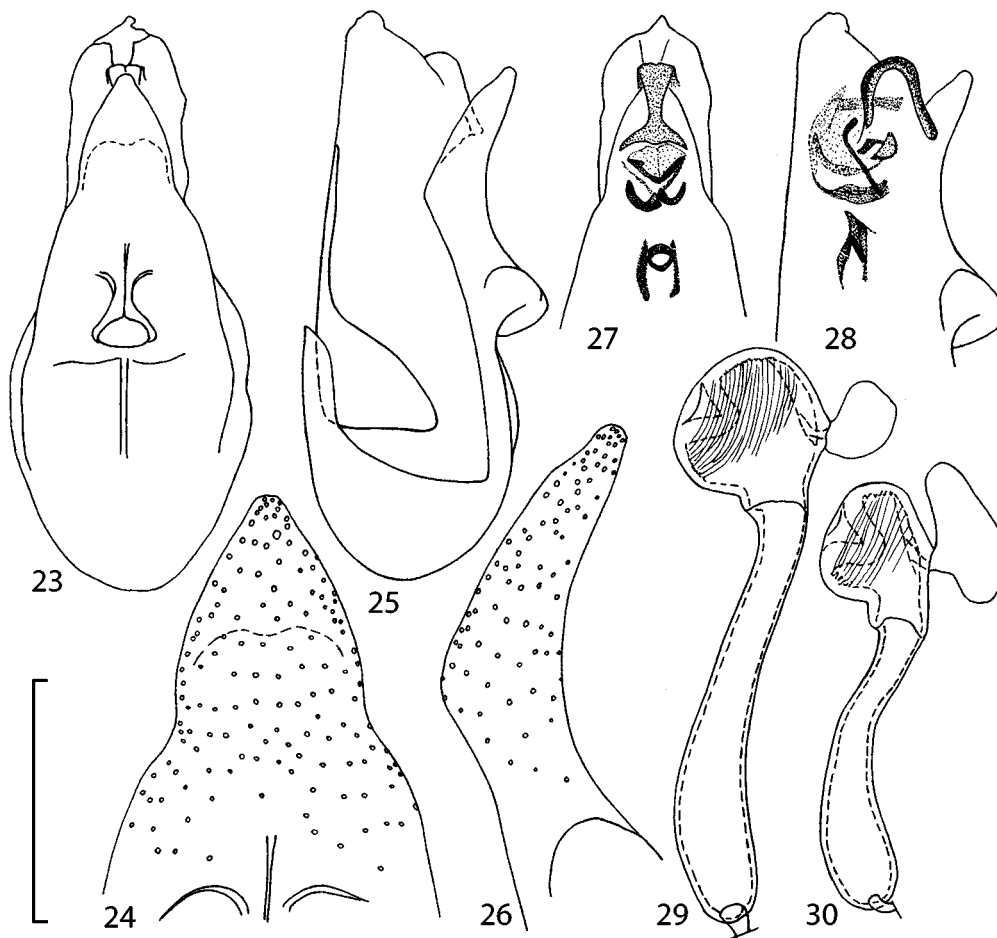
series of that species by Casey (1910a) (NMNH (Casey collection)); **CANADA:** **Alberta:** ♂, ♀, Waterton Lakes N. P., bes. Hwy. 6, 4.4 km SE jct. Hwy. 5, tread beaver pond, 6.vi.1980 (CNCI); **British Columbia:** ♂, Thompson River, Monte Creek, 27.vi.1988 (L.LeSage); ♂, 16 mi. W Osoyoos, 5.vi.1968 (Campbell & Smetana) (CNCI).

**Diagnosis.** *Paradilacra densissima* is the only valid Nearctic species of the genus. When describing *Paradilacra*, Bernhauer (1909) included in it an additional Nearctic species (*Atheta ambigua* (Erichson, 1839)) and one species from North Africa (*At. hyperbolica* Bernhauer, 1905). In this paper *At. ambigua* is placed in the genus *Strigota* Casey, 1910a (see below). The aedeagus and spermatheca of *Pa. densissima* are shown in Figs. 23–30.



**FIGURES 19–22.** Abdominal segment 8 of *Paradilacra densissima* (Bernhauer) (male, lectotype of *Pa. persola* Casey (19–20); and female, lectotype of *Pa. memnonia* Casey (21–22)). 19 — male tergum 8; 20 — male sternum 8; 21 — female tergum 8; 22 — female sternum 8. Scale bar 0.2 mm.

**Discussion.** My comparison of the types of the species described by Casey (1910a, 1911a) in the genus *Paradilacra* with the types of *Pa. densissima* confirmed the synonymies established by Fenyés (1920). The body size and the length of the female spermatheca (Figs. 29–30) varies in examined specimens but this variation is continuous. In all examined male specimens the shape of the aedeagus and the sclerites of its internal sac were identical.



**FIGURES 23–30.** Genitalia of *Paradilacra densissima* (Bernhauer) (male, lectotype of *Pa. persola* Casey (23–28); female, lectotype of *Pa. memnonia* Casey (29); and female, lectotype of *Pa. deserticola* Casey (30)). 23 — median lobe, parameral view; 24 — apex of median lobe, parameral view; 25 — median lobe, lateral view; 26 — apex of median lobe, lateral view; 27 — apex of median lobe with details of retracted internal sac, parameral view; 28 — apex of median lobe with details of retracted internal sac, lateral view; 29–30 — spermatheca. Scale bar 0.1 mm (24, 26, 29–30), 0.2 mm (23, 25, 27–28).

**Distribution.** *Paradilacra densissima* is widely distributed in the western United States (California, Nevada, Oregon, Utah, Montana and North Dakota) and Canada (British Columbia and Alberta).

### Tribe Athetini Casey, 1910a

#### *Atheta* Thomson, 1858

*Atheta* Thomson, 1858: 36 (type species: *Aleochara graminicola* Gravenhorst, 1806, by monotypy, fixed by the International Commission on Zoological Nomenclature (ICZN 1961)).

*Megista* Mulsant & Rey, 1874a: 623 (as subgenus of *Liogluta*; type species: *Aleochara graminicola* Gravenhorst, 1806, by monotypy).

*Megista* Mulsant & Rey, 1874b: 591 (as subgenus of *Liogluta*; synonymic homonym of *Megista* Mulsant & Rey, 1874a).

*Atheta*: Ganglbauer, 1895: 136 (as valid genus).

*Elytrusa* Casey, 1906: 334 (type species: *Homalota granulata* Mannerheim, 1846, by original designation).

*Atheta* (*Megista*): Casey, 1910a: 15 (as valid subgenus).

*Atheta*: Bernhauer & Scheerpeltz, 1926: 604 (as valid genus; in subtribe Athetina).

*Atheta* (*Megista*): Bernhauer & Scheerpeltz, 1926: 658 (as valid subgenus).

*Atheta* (*Elytrusa*): Bernhauer & Scheerpeltz, 1926: 658 (as synonym of *Atheta* (*Megista*)).

*Atheta*: Benick & Lohse, 1974: 124 (as valid genus; in tribe Callicerini Lohse, 1969).

*Atheta*: Muona, 1979b: 24 (as valid genus; in subtribe Athetina).

*Atheta*: Lohse *et al.*, 1990: 188 (as valid genus; in subtribe Athetina).

(Other references are omitted)

**Discussion.** The magnitude of the genus *Atheta* varies in different contemporary works (Benick & Lohse 1974; Muona 1979b; Lohse *et al.* 1990). In the narrowest sense (*e.g.*, Lohse *et al.* 1990, where it is equivalent to *Atheta s. str.* of Benick and Lohse 1974) *Atheta* includes the athetines with pronotal setation of type I (Benick & Lohse 1974), with hypomera fully visible in lateral view and with distinctly shaped spermatheca with thick distal portion and thin coiled proximal portion (Figs. 150–155 in Strand & Vik 1964). In other interpretations (Benick & Lohse 1974; Muona 1979b), which can be traced back to Ganglbauer (1895), *Atheta* is a much wider group. If this wider interpretation of the genus is accepted it is hard to say what the autapomorphies are which define it. In the key by Benick and Lohse (1974; pp. 72–79) one arrives at *Atheta* at the very end of the key, after having eliminated all other athetine genera, and essentially the genus is characterized by the features it lacks. Further analysis is needed to determine whether *Atheta* in the broad sense can be maintained as a monophyletic group.

***Atheta (s. str.) graminicola* (Gravenhorst, 1806)**

(Fig. 155 in Strand &amp; Vik 1964)

- Aleochara graminicola* Gravenhorst, 1806: 176.  
*Homalota granulata* Mannerheim, 1846: 508 (misspelled as *Stonalota granulata*).  
*Liogluta (Megista) graminicola*: Mulsant & Rey, 1874a: 624 (as valid species).  
*Atheta (Megista) graminicola*: Bernhauer, 1907: 394 (as valid species).  
*Atheta graminicola*: Fenyès, 1907: 61 (as valid species).  
*Atheta granulata*: Fenyès, 1907: 61 (as synonym of *At. graminicola*).  
*Atheta (Homalotusa) lanei* Casey, 1910a: 10, **syn. nov.**  
*Atheta (Megista) nomadica* Casey, 1910a: 15, **syn. nov.**  
*Atheta (Megista) graminicola*: Bernhauer & Scheerpeltz, 1926: 659 (as valid species).  
*Atheta (Megista) granulata*: Bernhauer & Scheerpeltz, 1926: 659 (as synonym of *At. graminicola*).  
*Atheta (Megista) nomadica*: Bernhauer & Scheerpeltz, 1926: 659 (as valid species).  
*Atheta (Homalotusa) lanei*: Bernhauer & Scheerpeltz, 1926: 655 (as valid species).  
*Atheta (s. str.) graminicola*: Strand & Vik, 1964: 155 (as valid species).  
*Atheta (s. str.) graminicola*: Benick & Lohse, 1974: 195 (as valid species).  
*Atheta graminicola*: Lohse & Smetana, 1985: 286 (as valid species).  
*Atheta granulata*: Lohse & Smetana, 1985: 284 (as valid species).  
*Atheta graminicola*: Lohse *et al.*, 1990: 190 (as valid species).  
*Atheta granulata*: Lohse *et al.*, 1990: 189 (as valid species).  
*Atheta nomadica*: Lohse *et al.*, 1990: 189 (as synonym of *At. granulata*).

(Other references are omitted)

**Type material.** Lectotype of *Aleochara graminicola* (here designated): ♂, “5349”, “*graminicola* Gr.”, “Zool. Mus. Berlin” (ZMHB). Paralectotypes: 2♂♂, 2♀♀, without labels; ♀, “Angl. Rudd”; ♀, “Nordeur. Schupp.” (ZMHB).

Lectotype of *Homalota granulata* (designated by Lohse and Smetana (1985)):  
**UNITED STATES: Alaska:** ♀, Unalaska Island (Cygnaeus) (MZHF).

Lectotype of *Atheta lanei* (here designated): ♀, “Lane Co., Or.[egon]”, “*lanei* Csy.”, “TYPE USNM 39462” (red label), “CASEY bequest 1925” (NMNH).

Lectotype of *Atheta nomadica* (here designated): ♀, “Nome, Alaska”, “*nomadica* Csy.”, “TYPE USNM 39478” (red label), “CASEY bequest 1925” (NMNH).

**Additional material. CANADA: Alberta:** ♂, ♀, Banff (Fenyès); 3♀♀, 2 mi. S Ponaka, Battle Riv. marsh, 6.viii.1976 (P.M.Hammond); ♂, 2♀♀, Waterton N. P., Cameron Lake, 540', 2–4.viii.1976 (P.M.Hammond) (BMNH); **British Columbia:** ♂, Alta Lake, 1.viii.1975 (J.M. & B.A.Campbell) (CNCI); **Labrador:** ♀, L'Anse au Loup, 9.viii.1972 (J.M.Campbell); 2♂♂, Hebron, 9.vii.1954 (J.F.McAlpine) (CNCI); **Manitoba:** ♀, Churchill, 29.vi.1937 (W.J.Brown); ♀, ditto but 20.vii.1937; ♂, ditto but 18.viii.1937; ♂, 2♀♀, ditto but 16.vi.1937; 2♂♂, 6♀♀, ditto but 4.vi.1952 (J.G.Chillcott); 4♂♂, 4♀♀, ditto but 13.vi.1952; ♂, 3♀♀, ditto but 17.vi.1952; ♂, ♀, ditto but 2.viii.1952; 3♂♂, ♀, ditto but 5.viii.1952; ♂, ditto but 15.viii.1952; ♀, ditto but 27.viii.1948 (W.R.Richards) (CNCI); **Newfoundland:** ♂, Long Range Mts., 50°34'N 56°56'W, 1400', 24.vii.1969

(M.J.D.Brendell) (BMNH); **Northwest Territories:** 2♀♀, Ft. Simpson, Harris River, 15.vi.1972 (A.Smetana); ♂, ditto but 10.vi.1972; 5♂♂, 19♀♀, Trail River, 32 mi. NW Ft. Simpson, 16.vi.1972 (A.Smetana); 3♂♂, 4♀♀, Hwy. 3, 5 mi. SE Ft. Simpson, 17.vi.1972 (A.Smetana); 3♂♂, 2♀♀, ditto but 21.vi.1972; ♀, Hwy. 3, 8 mi. SE Ft. Simpson, 18.vi.1972 (A.Smetana); ♂, Spence River, 38 mi. SE Ft. Simpson, 19.vi.1972 (A.Smetana); 3♂♂, 13♀♀, Reindeer Sta., Caribou Hills, 30.vi.1972 (A.Smetana); ♀, Yellowknife, 20.v.1953 (J.G.Chillcott); ♂, ditto but 29.v.1953; 2♀♀, Aklavik, 9.vi.1956 (R.E.Leech); 2♀♀, ditto but 12.vi.1956; ♂, ditto but 14.vi.1956; ♂, ditto but 3.vii.1956; ♀, ditto but 6.vii.1956; ♂, ditto but 13.vi.1956 (E.F.Cashman); ♀, ditto but 16.vi.1953 (C.D.Bird); 10♀♀, Inuvik, Shell Lk., 27.vi.1972 (A.Smetana); ♀, ditto but 1.vii.1972 (A.Smetana); 6♀♀, ditto but 25.vi.1972; 2♂♂, ♀, Reindeer Depot, Mackenzie Delta, 8.viii.1948 (W.J.Brown); ♀, Kidluit Bay, N. Richards Is., 26.vii.1948 (T.J.R.Vockeroth); ♀, Muscox L., 64°45'N 108°10'W, 2.viii.1953 (J.G.Chillcott); 3♂♂, 1 specimen, ditto but 21.vii.1953 (J.G.Chillcott); ♂, Salmita Mines, 64°05'N 111°15'W, 20.vi.1953 (J.G.Chillcott); 2♀♀, Unnamed Lake, 18 mi. NW Inuvik via East Channel, 26.vi.1972 (A.Smetana) (CNCI); **Ontario:** ♂, 2♀♀, Butterfly Lk., 13 mi. S Sioux Lookout, 17.vi.1973 (Campbell & Parry) (CNCI); **Québec:** 7♂♂, 15♀♀, Blanc Sablon, 9.viii.1972 (J.M.Campbell); ♂, 2♀♀, Koroc Riv., in leaf litter beside stream, 3.viii.1986 (A.V.A. & S. Morgan); ♂, Whale Riv., 8.vii.1949 (J.R.Vockeroth) (CNCI); **Yukon Territory:** ♀, Caribou Bar Creek, 20.vi.1972; 2♂♂, 5♀♀, McQuesten Lk., 15 mi. SW Keno, 19.vii.1968 (Campbell & Smetana); 2♂♂, 3♀♀, Mi. 1034, Alaska Hwy., near Kloo Lake, 5.vii.1968 (Campbell & Smetana); 4♀♀, Mi. 1120, Alaska Hwy., 6.vii.1968 (Campbell & Smetana); ♀, Mi. 1192, Alaska Hwy., near Snag Junction, 6.vii.1968 (Campbell & Smetana); ♀, Mi. 1120, Alaska Hwy., 6.vii.1968 (Campbell & Smetana); ♂, ♀, Mi. 1705, Alaska Hwy., Slim's River, 7.vii.1981 (Bright); ♂, 10 mi. E Dawson City, 11.vii.1968 (Campbell & Smetana); 3♂♂, 2♀♀, Dempster Hwy., Mi. 236, Eagle Riv., 1400', 12.vii.1978 (Campbell & Smetana); 2♂♂, Dempster Hwy., Mi. 222, 1900', 21.vii.1978 (Smetana & Campbell); 3♂♂, 6♀♀, ditto but Mi. 147, 22.vii.1978 (Campbell & Smetana); 2♀♀, ditto but Mi. 139.5, 20.vii.1978 (Campbell & Smetana); ♀, ditto but Mi. 73, 3300', 12.vii.1968 (Campbell & Smetana); 2♂♂, 10♀♀, ditto but Mi. 71; ♂, 7♀♀, ditto but Mi. 65, 3300', 13.vii.1968; 4♂♂, ♀, ditto but Mi. 60, 3500', 19.vii.1978; 4♂♂, 4♀♀, ditto but 23.vii.1978; ♂, 2♀♀, ditto but Mi. 55, 3300', 13.vii.1968; 5♂♂, 2♀♀, ditto but Mi. 53, North Fork Pass, 4200', 24.vii.1978; 3♂♂, ♀, ditto but Mi. 48.5, North Fork Pass, 4100', 24.vii.1978; ♂, 3♀♀, ditto but 19.vii.1978; 5♂♂, 2♀♀, ditto but Mi. 45, 3500', 14.vii.1968; ♀, ditto but 3400', 18–23.vii.1978 (J.M.Campbell); 11♂♂, 13♀♀, ditto but Mi. 42, N Klondike Riv., 3300', 18.vii.1978 (Campbell & Smetana); ♂, ditto but Mi. 32, 2700', 15.vii.1968; ♂, ditto but Mi. 28, 15.vii.1968; ♀, Ogilvie Mts., North Fork Pass, 4100', 18.vi.1962 (P.J.Skitsko); ♂, ♀, Rampart House, 28.v.1951 (J.E.H.Martin); ♂, ditto but 1.vi.1951; 4♀♀, British Mts., 340 m, 4 km NE Wolf Cr., 69°08'N 140°14'W, 23.vi.1984 (Campbell); ♂, ♀, British Mts., 320 m, 3 km NW Firth Riv., 69°13'N 140°05'W, sifting *Salix* litter, 19.vi.1984 (Campbell);

♂, ♀, British Mts., 180 m, Fish Creek, 69°27'N 140°19'W, sifting under tall *Salix* shrubs, 3.vii.1984 (J.M.Campbell); 2♂♂, 3♀♀, Hansen Lk., 9 mi. SW Keno, 18.vii.1968 (Campbell & Smetana); ♂, La Force Lake, 62°41'N 132°20'W, 3300', 28.vi.1960 (J.E.H.Martin); ♀, Swim Lakes, 62°13'N 133°00'W, 3200', 15.vi.1960 (J.E.H.Martin) (CNCI); ♀, Whitehorse, 21.vi.1924 (MCZ); **UNITED STATES: Alaska:** 16♂♂, 17♀♀, Mi. 123, Taylor Hwy., 9.vii.1968 (Campbell & Smetana); ♀, Mi. 23, Taylor Hwy., 8.vii.1968 (Campbell & Smetana); ♀, Denali State Park, Mi. 165.5, Hwy. 3, 23.vi.1978 (Smetana & Becker); 2♂♂, 3♀♀, Mi. 110, Denali Hwy., Seattle Cr., 15.vii.1978 (Campbell & Smetana); 4♂♂, 5♀♀, Mi. 102, Denali Hwy., 12.vii.1978 (Smetana & Campbell); 2♀♀, Mi. 94, Denali Hwy., Canyon Creek, 13.vii.1978 (J.M.Campbell & A.Smetana); ♂, 12 mi. N Mi. 78, Denali Hwy., Windy Cr., 13.vii.1978 (Smetana & Campbell); 6♂♂, 8♀♀, Mi. 1249, Alaska Hwy., Deadman Lk., 6–7.vii.1968 (Campbell & Smetana); 2♂♂, 6♀♀, Mi. 1252, Alaska Hwy., 7.vii.1968 (Campbell & Smetana); 2♂♂, ♀, Kenai Pen., Kenai, 24.vi.1951 (W.J.Brown); ♂, ♀, Kenai Pen., 3 mi. SE Kenai, 7.vi.1978 (Smetana & Becker); ♀, Kenai Pen., Hope, 24.v.1951 (W.J.Brown); 5♂♂, 7♀♀, Kenai Pen., Anchor River at Hwy. 1, 450', 2.vi.1978 (Smetana & Becker); ♂, 20♀♀, ditto but 4.vi.1978; ♀, ditto but 5.vi.1978; ♂, 4♀♀, Kenai Pen., Anchor River Campground, 12 mi. N Homer, 450', 5.vi.1978 (Smetana & Becker); ♀, ditto but 3.vi.1978; 4♂♂, 5♀♀, Kenai Pen., 1 mi. W Anchor Pt., 1.vi.1978 (Smetana & Becker); 7♂♂, 3♀♀, Kenai Pen., Crooked Cr. at Hwy. 1, S Kasilof, 9.vi.1978 (Smetana & Becker); 5♂♂, 11♀♀, Kenai Mts., 15 mi. N Seward, 400', 29.v.1978 (Smetana & Becker); 6♂♂, 9♀♀, Kenai Mts., 16 mi. N Seward, 500'–600', 26.v.1978 (Smetana & Becker); 4♂♂, 6♀♀, Kenai Mts., 22 mi. N Seward, 600'–800', 27.v.1978 (Smetana & Becker); 2♂♂, 5♀♀, Seward, 20.v.1951 (W.J.Brown); 2♂♂, Kenai Pen., 15 mi. E Sterling, 14.vi.1978 (Smetana & Campbell); 2♂♂, ♀, Kenai Pen., 2 mi. NE Soldotna, 10.vi.1978 (Smetana & Becker); 4♂♂, Kenai Pen., Clam Gulch, 6.vi.1978 (Smetana & Becker); 3♂♂, 5♀♀, Kenai Mts., Cooper Lk., 1000', 15.vi.1978 (Smetana & Becker); ♀, Kenai Mts., 8 mi. W Cooper Landing, 500', 14.vi.1978 (Smetana & Becker); ♀, Kenai Mts., Quarts Cr. At Hwy. 1, 500', 15.vi.1978 (Smetana & Becker); ♂, 3♀♀, Kenai Mts., Tern Lk. Campground, 700', 18.vi.1978 (Smetana & Becker); ♀, 8 mi. NW Haines, 3.vii.1968 (Campbell & Smetana) (CNCI); 3 specimens, Skagway, 18–20.vi.1924 (H.C.Fall) (CUIC); 4♂♂, ♀, ditto but 18.vi.1924 (MCZ); 3♂♂, 8♀♀, Hess Cr., Mi. 24, Wales Hwy., 1.vii.1978 (J.M.Campbell & A.Smetana); 3♂♂, ♀, ditto but 600', 65°40'N 149°10'W, 10.vii.1978 (J.M.Campbell & A.Smetana); 9♂♂, 5♀♀, Unalakleet, 4.vii.1961 (R.Madge); 2♀♀, ditto but 23.vi.1961; ♀, ditto but 17.vi.1961; ♀, ditto but 11.viii.1961; ♀, King Salmon, Naknek River, 6.vii.1952 (W.R.Mason); 1 specimen, Nome, 10.vii.1951 (D.P.Whillians); ♂, Mi. 220, George Parks Hwy., 14.vii.1978 (A.Smetana) (CNCI); 2♀♀, Fairbanks, 7.vii.1924 (MCZ); 2♀♀, Prudhoe Bay Rd., Bonanze Cr., 66°40'N 150°40'W, 900', 2.vii.1978 (A.Smetana & J.M.Campbell); ♀, Prudhoe Bay Rd., 4 mi. SW Chandalar Cmp., 68°04'N 149°40'W, 4000', 7.vii.1978 (Campbell & Smetana); 2♂♂, 4♀♀, Prudhoe Bay Rd., Coldfoot nr. Clara Cr., 67°16'N 150°10'W, 1100', 3.vii.1978



(A.Smetana & J.M.Campbell); 3♀♀, Prudhoe Bay Rd., 8 mi. N S. Fork Koyukuk Riv., 67°13'N 150°07'W, 1000', 8.vii.1978 (A.Smetana & J.M.Campbell); 4♂♂, 6♀♀, Prudhoe Bay Rd., 0.5 mi. N Yukon Riv., 65°52'N 149°45'W, 400', 9.vii.1978 (A.Smetana & J.M.Campbell) (CNCI); 2 specimens, Glenn Hwy. (Tok cut-off), NE of Gakona, 62°19.89–.88'N 145°12.60–.27'W, 550 m, a bog, lake shore, *Carex*, *Comarum*, 16.vii.1998 (V.I.Gusarov); 4 specimens, Kenai Peninsula, 3 km SE Anchor Point, Sterling Hwy., Anchor River valley, 59°45.40'N 151°47.61'W, 0 m, forest litter, *Alnus*, 22.vii.1998 (V.I.Gusarov) (SPSU); ♀, Dutch Harbor Unalaska I., 9.vii.1907 (E.C.Van Dyke) (MCZ); **RUSSIA: Chukotka Pen.:** 7 specimens, NW part of the Krest Bay, along river, *Salix* grove with dense herbs at the margins, 28.vii.1988 (Yu.M.Marusik) (SPSU); **Moscow Reg.:** ♂, Ramenskoye distr., Kraskovo, river bank, 30.vi.1989 (V.I.Gusarov) (SPSU); **Murmansk Reg.:** 10 specimens, 150 km NE Murmansk, env. of Dalniye Zelentsy, Barentsevo Sea, Yarnyshnaya, seashore, under beach wrack, 4.viii.1997 (A.Przhiboro); 5 specimens, Khibiny Mts., Bolshoy Vud'yavr Lake, 31.vii.1984 (V.I.Gusarov) (SPSU).

**Diagnosis.** See Benick & Lohse (1974). Aedeagus and spermatheca: Fig. 155 in Strand & Vik (1964).

**Discussion.** The lectotype of *At. nomadica* represents a small specimen of *At. graminicola*, and falls within the range of intraspecific variation of *At. graminicola* in punctuation, proportions of antennal segments and the shape of the spermatheca. The lectotype of *At. lanei* is similar to examined specimens of *At. graminicola* in external characters and in the shape of the spermatheca.

Lohse and Smetana (1985) argued that *At. graminicola* and *At. granulata* are closely related but different species, citing the difference in the shape of the aedeagus and spermatheca and in punctuation of the pronotum and elytra. The proximal portion of the spermatheca in *At. graminicola* is variable and the difference between Figs. 5 and 7 in Lohse and Smetana (1985) is within the range of variability of this species. I was unable to confirm the difference between Palaearctic specimens of *At. graminicola* and Nearctic specimens. I consider *At. granulata* to be synonymous with *At. graminicola*.

**Distribution.** *Atheta graminicola* is a Holarctic species. In North America it is known from Canada (British Columbia, Yukon Territory, Northwest Territories, Alberta, Manitoba, Ontario, Québec, Labrador, Newfoundland) and the United States (Alaska and Oregon).

### *Atheta* (*s. str.*) *aemula* (Erichson, 1839)

(Figs. 31–40)

*Homalota aemula* Erichson, 1839: 102.

*Homalota polita* Melsheimer, 1844: 31, **syn. nov.**

*Atheta* (*Liogluta*) *aemula*: Bernhauer, 1907: 394 (as valid species).

*Atheta* (*Liogluta*) *aemula*: Bernhauer, 1909: 518 (as valid species).

*Atheta aemula*: Blatchley, 1910: 354 (as valid species).

- Atheta* (s. str.) *disjuncta* Casey, 1910a: 43, **syn. nov.**  
*Atheta* (s. str.) *replicans* Casey, 1910a: 44, **syn. nov.**  
*Atheta* (s. str.) *spadix* Casey, 1910a: 45, **syn. nov.**  
*Atheta* (s. str.) *bucolica* Casey, 1910a: 46, **syn. nov.**  
*Atheta* (*Liogluta*) *aemula*: Fenyés, 1920: 209 (as valid species).  
*Atheta* (*Microdota*) *polita*: Fenyés, 1920: 187 (as valid species).  
*Atheta* (s. str.) *disjuncta*: Fenyés, 1920: 214 (as valid species).  
*Atheta* (s. str.) *replicans*: Fenyés, 1920: 214 (as valid species).  
*Atheta* (s. str.) *spadix*: Fenyés, 1920: 214 (as valid species).  
*Atheta* (s. str.) *bucolica*: Fenyés, 1920: 214 (as valid species).  
*Atheta* (*Liogluta*) *aemula*: Bernhauer & Scheerpeltz, 1926: 656 (as valid species).  
*Atheta* (*Microdota*) *polita*: Bernhauer & Scheerpeltz, 1926: 635 (as valid species).  
*Atheta* (s. str.) *disjuncta*: Bernhauer & Scheerpeltz, 1926: 641 (as valid species).  
*Atheta* (s. str.) *replicans*: Bernhauer & Scheerpeltz, 1926: 649 (as valid species).  
*Atheta* (s. str.) *spadix*: Bernhauer & Scheerpeltz, 1926: 650 (as valid species).  
*Atheta* (s. str.) *bucolica*: Bernhauer & Scheerpeltz, 1926: 639 (as valid species).  
*Atheta* (*Liogluta*) *aemula*: Moore & Legner, 1975: 354 (as valid species).  
*Atheta* (*Microdota*) *polita*: Moore & Legner, 1975: 370 (as valid species).  
*Atheta* (s. str.) *disjuncta*: Moore & Legner, 1975: 359 (as valid species).  
*Atheta* (s. str.) *replicans*: Moore & Legner, 1975: 372 (as valid species).  
*Atheta* (s. str.) *spadix*: Moore & Legner, 1975: 374 (as valid species).  
*Atheta* (s. str.) *bucolica*: Moore & Legner, 1975: 356 (as valid species).  
*Liogluta aemula*: Seevers, 1978: 263 (as valid species).  
*Atheta* (*Microdota*) *polita*: Seevers, 1978: 265 (as valid species).  
*Xenota disjuncta*: Seevers, 1978: 268 (as valid species).  
*Xenota replicans*: Seevers, 1978: 269 (as valid species).  
*Xenota spadix*: Seevers, 1978: 269 (as valid species).  
*Xenota bucolica*: Seevers, 1978: 268 (as valid species).

**Type material.** Lectotype of *Homalota aemula* (here designated): ♀, “America sept. Zimmermann Nr. 5401”, “Typus” (red label), “Zool. Mus. Berlin” (ZMHB). Paralectotypes: ♀, “5401”, “*aemula* Er. Am. Spt. Zimm.[ermann]” (green label), “Typus” (red label), “Zool. Mus. Berlin”; ♀, “America sept. Zimmermann Nr. 5401”, “*aemula* Er.”, “Typus” (red label), “Zool. Mus. Berlin”, “*Homalota aemula* Er. [on red side] / Lectotypus Lohse fix. 1987 [on white side]” [Lohse never published this lectotype designation] (ZMHB).

Lectotype of *Homalota polita* (here designated): ♂, “*polita* M.[elsheimer] Pa. [Pennsylvania]”, “*polita*”, “MCZ TYPE 34937” (red label) (MCZ) (In MCZ there is another poorly preserved specimen (♀) with a damaged head and abdomen, labeled “U.[nited] S.[tates]”, “Melsh.[eimer]”, “*polita* Melsh.”, a red piece of paper, “MCZ TYPE 34937” (red label). This specimen is not conspecific with the lectotype of *H. polita* and belongs to *Earota dentata* (Bernhauer, 1906). The specimen was not labeled as paralectotype because its locality label is not Pennsylvania, the type locality of *H. polita*.)

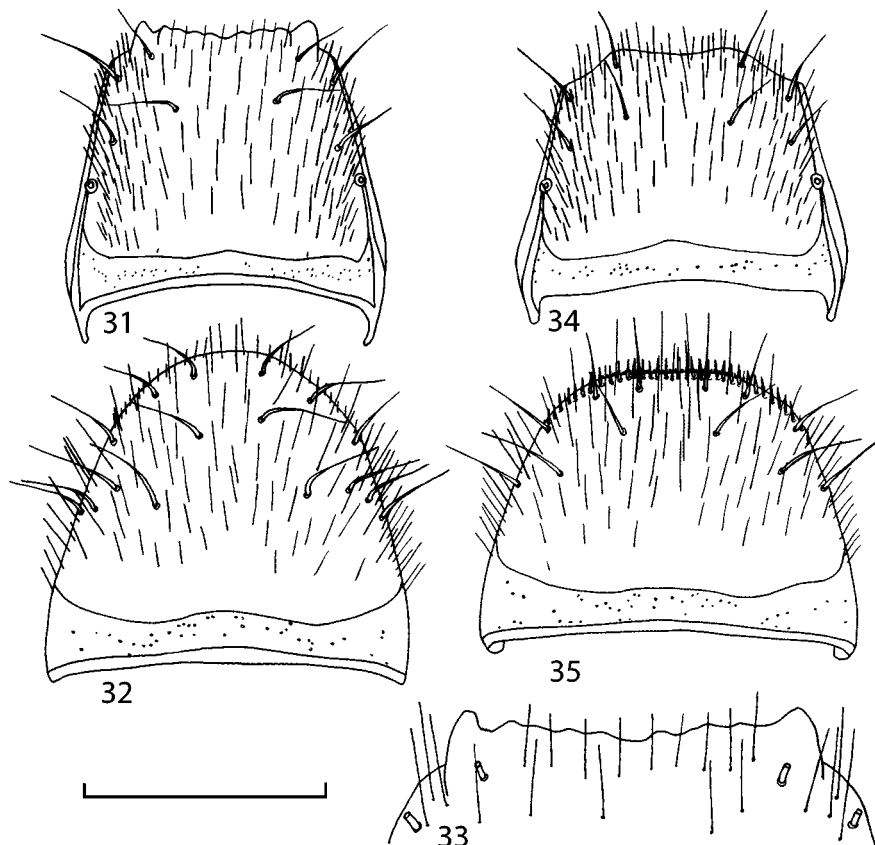
Lectotype of *Atheta disjuncta* (here designated): ♂, “Alleghen[y] Pa [Pennsylvania]”, “*Atheta disjuncta* Csy.”, “TYPE USNM 39283” (red label), “CASEY bequest 1925” (NMNH). Paralectotypes: 2♂♂, ♀, “Alleghen[y] Pa [Pennsylvania]”, “*disjuncta*

PARATYPE USNM 39283" (red label), "CASEY bequest 1925"; 6♂♂, 2♀♀, "N.[orth] C.[arolina, Asheville]", "*disjuncta* PARATYPE USNM 39283" (red label), "CASEY bequest 1925"; (NMNH).

Lectotype of *Atheta replicans* (here designated): ♂, "Ia. [Iowa, Cedar Rapids (Brendel)]", "*Atheta replicans* Csy.", "TYPE USNM 39287" (red label), "CASEY bequest 1925" (NMNH). Paralectotypes: 2♂♂, 3♀♀, "Ia. [Iowa, Cedar Rapids (Brendel)]", "*replicans* PARATYPE USNM 39287" (red label), "CASEY bequest 1925" (NMNH).

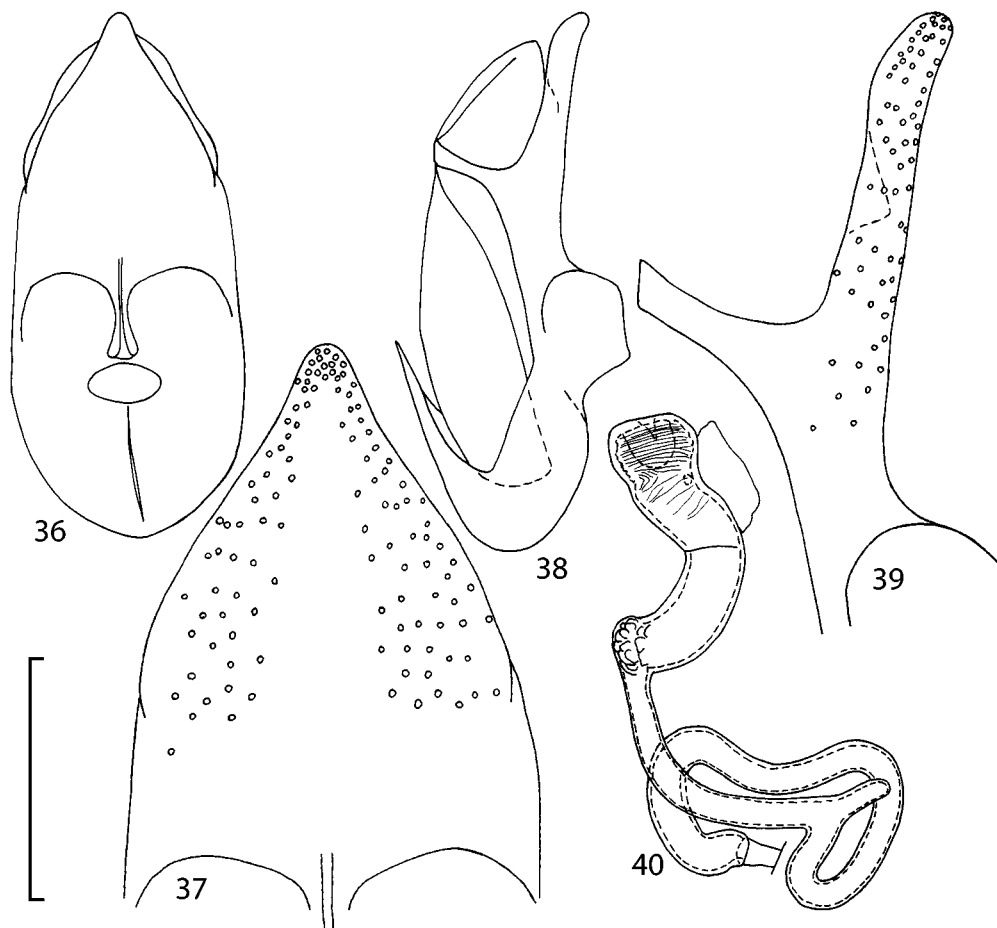
Lectotype of *Atheta spadix* (here designated): ♂, "N.[ew] Y.[ork, near New York City]", "*Atheta spadix* Csy.", "TYPE USNM 39288" (red label), "CASEY bequest 1925" (NMNH). Paralectotype: ♀, "N.[ew] Y.[ork, near New York City]", "*spadix*-2 PARATYPE USNM 39288" (red label), "CASEY bequest 1925" (NMNH).

Holotype of *Atheta bucolica*: ♀, "Miss[issippi, Vicksburg]", "*Atheta bucolica* Csy.", "TYPE USNM 39289" (red label), "CASEY bequest 1925" (NMNH).



**FIGURES 31–35.** Abdominal segment 8 of *Atheta aemula* (Erichson) (male (31–33) and female (34–35), 1.5–2.5 km N Lawrence, Kansas). 31 — male tergum 8; 32 — male sternum 8; 33 — apex of male tergum 8; 34 — female tergum 8; 35 — female sternum 8. Scale bar 0.2 mm (33), 0.4 mm (31–32, 34–35).

**Additional material. UNITED STATES: Iowa:** Johnson Co.: ♂, Iowa City (Wickham) (NMNH (Casey Collection)); **Kansas:** Douglas Co.: 10 specimens, 2.5 km N Lawrence, 38°59.59'N 95°14.59'W, 200 m, flood refuse by the Kansas River (right bank), 18.iv.1999 (V.I.Gusarov); 6 specimens, 1.5 km N Lawrence, 38°58.96'N 95°14.62'W, 200 m, in rotting wood chips, 1.v.1999 (V.I.Gusarov); 2♂♂, 18 km SSE Lawrence, Breidenthal Preserve, 38°48.50'N 95°11.52'W, 250 m, on mushrooms, 23.v.2000 (V.I.Gusarov) (SPSU); **New Jersey:** Burlington Co.: ♂, Pine Barrens, Whitesbog, sifting, 30.v.1999 (A.Berkov) (SPSU); **New York:** Orange Co.: ♀, 8 km S New Windsor, Black Rock Forest, 9.v.1998 (V.I.Gusarov) (SPSU); **Texas:** Blanco Co.: 8 specimens, 16 km NEE Johnson City, Pedernales Falls State Park, 30°18.87'N 98°14.67'W, 300 m, on mushrooms (*Morchella*), 1.iv.2001 (V.I.Gusarov) (SPSU); **CANADA: Québec:** ♂, Châte-aux-Galets, 18.vii.1994 (Lindgren) (SPSU); ♂, Aylmer, 45°24'N 75°51'W, 5.vii.1994 (LFC).



**FIGURES 36–40.** Genitalia of *Atheta aemula* (Erichson) (male (36–39) and female (40), 1.5–2.5 km N Lawrence, Kansas). 36 — median lobe, parameral view; 37 — apex of median lobe, parameral view; 38 — median lobe, lateral view; 39 — apex of median lobe, lateral view; 40 — spermatheca. Scale bar 0.1 mm (37, 39), 0.2 mm (36, 38, 40).

**Diagnosis.** *Atheta aemula* differs from other Nearctic species of *Atheta s. str.* in the following characters: body brown, elytra brownish yellow with darker area around scutellum and in postero-lateral angles, legs and 1–2 basal antennal articles yellow; antennal article 10 slightly transverse, male abdominal tergum 8 as in Figs. 31, 33, aedeagus as in Figs. 36–39, spermatheca as in Fig. 40.

**Discussion.** The types of *H. aemula*, *H. polita*, *At. disjuncta*, *At. replicans*, *At. spadix* and *At. bucolica* are all similar in external characters and in the shape of the aedeagus and spermatheca. All these names are considered to be synonyms.

**Distribution.** *Atheta aemula* is widely distributed in the eastern United States (New York, New Jersey, Pennsylvania, Iowa, Kansas, Texas and Mississippi), and is also known from Canada (Québec).

### *Atheta keeni* Casey, 1910a

(Fig. 97 in Klimaszewski & Winchester 2002; Figs. 41–46 in this paper)

*Atheta (Lamiota) keeni* Casey, 1910a: 17.

*Atheta (s. str.) innocens* Casey, 1910a: 39, **syn. nov.**

*Atheta (Lamiota) achromata* Casey, 1911a: 82, **syn. nov.**

*Atheta (Lamiota) profecta* Casey, 1911a: 83, **syn. nov.**

*Atheta (Liogluta) keeni*: Fenyés, 1920: 209 (as valid species).

*Atheta (s. str.) innocens*: Fenyés, 1920: 214 (as valid species).

*Atheta (Liogluta) achromata*: Fenyés, 1920: 209 (as valid species).

*Atheta (Liogluta) profecta*: Fenyés, 1920: 209 (as valid species).

*Atheta (Liogluta) keeni*: Bernhauer & Scheerpeltz, 1926: 657 (as valid species).

*Atheta (s. str.) innocens*: Bernhauer & Scheerpeltz, 1926: 644 (as valid species).

*Atheta (Liogluta) achromata*: Bernhauer & Scheerpeltz, 1926: 656 (as valid species).

*Atheta (Liogluta) profecta*: Bernhauer & Scheerpeltz, 1926: 658 (as valid species).

*Atheta (Liogluta) keeni*: Moore & Legner, 1975: 364 (as valid species).

*Atheta (s. str.) innocens*: Moore & Legner, 1975: 363 (as valid species).

*Atheta (Liogluta) achromata*: Moore & Legner, 1975: 353 (as valid species).

*Atheta (Liogluta) profecta*: Moore & Legner, 1975: 370 (as valid species).

*Lamiota keeni*: Seevers, 1978: 263 (as valid species).

*Xenota innocens*: Seevers, 1978: 270 (as valid species).

*Lamiota achromata*: Seevers, 1978: 263 (as valid species).

*Lamiota profecta*: Seevers, 1978: 263 (as valid species).

*Atheta (Liogluta) vasta*: Klimaszewski & Winchester, 2002: 39 (*nec* Lohse & Smetana, 1985: 297) (as valid species).

**Type material.** Lectotype of *Atheta keeni* (here designated): ♂, “Metlakatla, B.[ritish] Col.[umbia] Keen”, “*Lamiota keeni* Csy.”, “TYPE USNM 39480” (red label), “CASEY bequest 1925” (NMNH). Paralectotypes: 5♂♂, 5♀♀, “Metlakatla, B.[ritish] Col.[umbia] Keen”, “*keeni* PARATYPE USNM 39480” (red label), “CASEY bequest 1925” (NMNH).

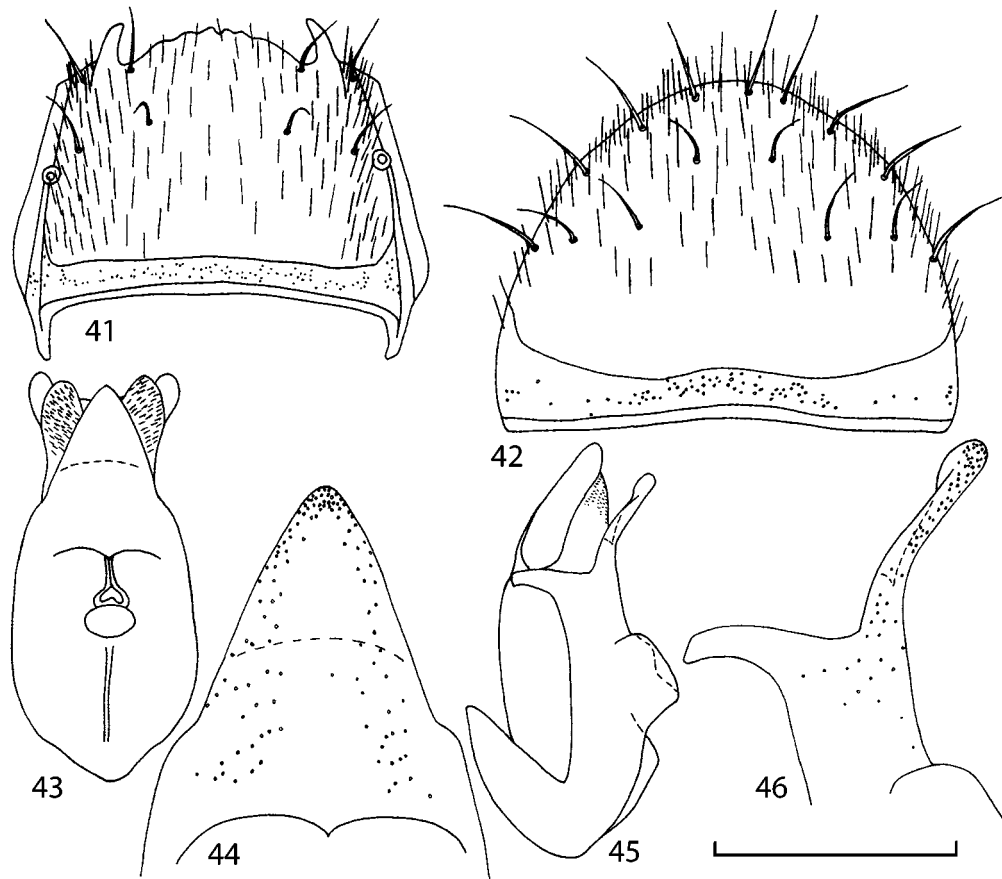
Lectotype of *Atheta innocens* (here designated): ♀, “Lane Co., Or.[egon]”, “*Atheta innocens* Csy.”, “TYPE USNM 39270” (red label), “CASEY bequest 1925” (NMNH).

Lectotype of *Atheta achromata* (here designated): ♂ (without head and prothorax), “Metlakatla, B.[ritish] Col.[umbia] Keen”, “*achromata* Csy.”, “TYPE USNM 39481” (red label), “CASEY bequest 1925” (NMNH).

Lectotype of *Atheta profecta* (here designated): ♂, “Metlakatla, B.[ritish] Col.[umbia] Keen”, “*profecta* Csy.”, “TYPE USNM 39482” (red label), “CASEY bequest 1925” (NMNH).

Paralectotype (see discussion) of *Homalota vasta* Mäklin in Mannerheim, 1853: ♀, “Sitka”, “Holmberg”, “*Homalota vasta m. Sitkha*”, “Typus” (green label), “Mus. Zool. H:fors. Spec. Typ. No. 2250. *Homalota vasta* Mäklin”, “*Homalota vasta* Mäkl. Holotypus / *Liogluta vasta*. Holotypus Lohse fix. 1985” (MZHF).

**Additional material. UNITED STATES: Alaska:** ♀, Valdez, 61°09.05'N 146°21.80'W, 20 m, in forest litter, *Alnus*, ferns, *Verathrum*, 12.vii.1998 (V.I.Gusarov) (SPSU).



**FIGURES 41–46.** Details of *Atheta keeni* Casey (lectotype of *At. achromata* Casey). 41 — male tergum 8; 42 — male sternum 8; 43 — median lobe, parameral view; 44 — apex of median lobe, parameral view; 45 — median lobe, lateral view; 46 — apex of median lobe, lateral view. Scale bar 0.2 mm (44, 46), 0.4 mm (41–43, 45).

**Diagnosis.** See Klimaszewski and Winchester (2002; as *Atheta vasta*).

**Discussion.** The lectotype of *At. innocens* agrees with the types of *At. keeni* in external characters and the shape of the spermatheca. The lectotype of *At. profecta* has no head and prothorax but agrees with the types of *At. keeni* in the shape of the aedeagus and abdominal tergum 8. The lectotype of *At. profecta* is poorly pigmented, but otherwise it agrees completely with *At. keeni* in external characters, including male secondary features, and in the shape of the aedeagus.

The type series of *Homalota vasta* Mäklin in Mannerheim, 1853 (examined) includes two specimens (Lohse & Smetana 1985). One of them is a female conspecific with *Atheta keeni* and the other is a female belonging to the genus *Liogluta* and illustrated by Lohse and Smetana (1985). This second female bears the following labels: “Sitka”, “Holmberg”, “Mus. Zool. H:fors. Spec. Typ. No. 2251. *Homalota vasta* Mäklin”. From the description and illustrations in Lohse and Smetana (1985) it is clear that they meant to designate the second specimen (a female of *Liogluta*) as the lectotype of *Homalota vasta*. Unfortunately, when they cited the labels of the lectotype, they listed the labels of the first specimen (a female of *Atheta keeni*). Moreover, it is the first specimen that had been labeled as the lectotype. The latter circumstance is especially misleading and originally I was going to accept what the lectotype label said, and consider *Atheta keeni* and *Homalota vasta* to be synonymous. While identifying some athetines from British Columbia for Jan Klimaszewski (Klimaszewski & Winchester 2002) I labeled the specimens of *Atheta keeni* as *At. vasta*. However, Lohse and Smetana are very explicit in that they meant the specimen of *Liogluta*, illustrated and redescribed by them, to be the lectotype of *Homalota vasta*. Therefore I accept their intent to designate the *Liogluta* specimen as the lectotype, disregard their misplaced lectotype label and consider *At. keeni* to be a valid species, different from *Liogluta vasta*. In the type series of *Homalota vasta* I labeled the specimen of *Liogluta* as lectotype and the specimen of *At. keeni* as paralectotype.

*Atheta keeni* is the type species of the subgenus *Lamiota* Casey, 1910a (by original designation). Subgeneric assignment of *At. keeni* and the status of the name *Lamiota* requires further study. *Atheta keeni* has the pronotal pubescence of the type I and cannot be placed in the genus *Liogluta* Thomson, 1858.

**Distribution.** *Atheta keeni* is known from Alaska, British Columbia and Oregon.

***Atheta (Dimetrota auct.) prudhoensis* (Lohse in Lohse et al. 1990)**

(Figs. 143–145, 148–151 in Lohse et al. 1990)

*Dimetrota prudhoensis* Lohse in Lohse et al., 1990: 182.

*Dimetrota dempsterensis* Lohse in Lohse et al., 1990: 181, **syn. nov.**

*Atheta (Dimetrota) prudhoensis*: Klimaszewski & Winchester, 2002: 30.

**Type material.** Holotype of *Dimetrota prudhoensis*: ♂, UNITED STATES: Alaska:

Prudhoe Bay Rd., Bonanze Cr., 900', 150°40' 66°40' (A.Smetana & J.M.Campbell), 2.vii.1978 (CNCI).

Holotype of *Dimetrota dempsterensis*: ♂, **CANADA: Yukon Territory:** Dempster Hwy. Mi. 75, 3400' (A.Smetana & J.M.Campbell), 23.vii.1978 (CNCI).

**Additional material: UNITED STATES: New York:** Orange Co.: 10 specimens, 8 km S New Windsor, Black Rock Forest, 23–25.v.1998 (V.I.Gusarov) (SPSU); **Vermont:** Windsor Co.: ♀, 8 km SEE Springfield, Hwy. I-91, 43°14.00'N 72°26.81'W, 250m, forest litter, *Acer*, *Betula*, *Quercus*, *Tsuga*, 21.ix.1998 (V.I.Gusarov) (SPSU).

**Diagnosis.** See Lohse *et al.* (1990).

**Discussion.** The holotype of *Dim. prudhoensis* is similar to the holotype of *Dim. dempsterensis* in both external characters and the shape of the aedeagus, including the structures of the internal sac.

**Distribution.** *Atheta prudhoensis* seems to be widespread in the northern Nearctic Region but its distribution is poorly documented. It is known from Alaska, Yukon Territory, Vermont and New York.

***Atheta (Dimetrota auct.) picipennis (Mannerheim, 1843)***

(Figs. 3, 32 in Lohse & Smetana 1985; Figs. 63–66 in Klimaszewski & Winchester 2002)

*Homalota picipennis* Mannerheim, 1843: 224.

*Atheta (s. str.) carlottae* Casey, 1910a: 32.

*Atheta (s. str.) aperta* Casey, 1910a: 33, **syn. nov.**

*Atheta (s. str.) wrangelica* Casey, 1911a: 91, **syn. nov.**

*Atheta (s. str.) morbosa* Casey, 1911a: 107, **syn. nov.**

*Atheta (s. str.) intacta* Casey, 1911a: 110, **syn. nov.**

*Atheta (s. str.) alaskana* Casey, 1911a: 113, **syn. nov.**

*Atheta (Dimetrota) picipennis*: Fenyés, 1920: 204 (*ex parte*; as synonym of *At. rugulosa* (Heer, 1839)).

*Atheta (s. str.) carlottae*: Fenyés, 1920: 214 (as valid species).

*Atheta (s. str.) aperta*: Fenyés, 1920: 214 (as valid species).

*Atheta (s. str.) wrangelica*: Fenyés, 1920: 214 (as valid species).

*Atheta (s. str.) morbosa*: Fenyés, 1920: 215 (as valid species).

*Atheta (s. str.) intacta*: Fenyés, 1920: 215 (as valid species).

*Atheta (s. str.) alaskana*: Fenyés, 1920: 215 (as valid species).

*Atheta (Dimetrota) picipennis*: Bernhauer & Scheerpeltz, 1926: 664 (*ex parte*; as valid species).

*Atheta (s. str.) carlottae*: Bernhauer & Scheerpeltz, 1926: 639 (as valid species).

*Atheta (s. str.) aperta*: Bernhauer & Scheerpeltz, 1926: 638 (as valid species).

*Atheta (s. str.) wrangelica*: Bernhauer & Scheerpeltz, 1926: 652 (as valid species).

*Atheta (s. str.) morbosa*: Bernhauer & Scheerpeltz, 1926: 645 (as valid species).

*Atheta (s. str.) intacta*: Bernhauer & Scheerpeltz, 1926: 644 (as valid species).

*Atheta (s. str.) alaskana*: Bernhauer & Scheerpeltz, 1926: 638 (as valid species).

*Atheta (Dimetrota) picipennis*: Moore & Legner, 1975: 370 (*ex parte*; as valid species).

*Atheta (s. str.) carlottae*: Moore & Legner, 1975: 356 (as valid species).

*Atheta (s. str.) aperta*: Moore & Legner, 1975: 354 (as valid species; misspelled as *apera*).

*Atheta (s. str.) wrangelica*: Moore & Legner, 1975: 377 (as valid species).



- Atheta (s. str.) morbosa*: Moore & Legner, 1975: 366 (as valid species).  
*Atheta (s. str.) intacta*: Moore & Legner, 1975: 364 (as valid species).  
*Atheta (s. str.) alaskana*: Moore & Legner, 1975: 354 (as valid species).  
*Dimetrota picipennis*: Seevers, 1978: 260 (as valid species).  
*Xenota carlottae*: Seevers, 1978: 270 (as valid species).  
*Xenota aperta*: Seevers, 1978: 269 (as valid species).  
*Xenota wrangelica*: Seevers, 1978: 271 (as valid species).  
*Xenota morbosa*: Seevers, 1978: 270 (as valid species).  
*Xenota intacta*: Seevers, 1978: 270 (as valid species).  
*Xenota alaskana*: Seevers, 1978: 269 (as valid species).  
*Dimetrota picipennis*: Lohse & Smetana, 1985: 283 (as valid species).  
*Dimetrota carlottae*: Lohse & Smetana, 1985: 283 (as synonym of *Dim. picipennis*).  
*Atheta (Dimetrota) picipennis*: Klimaszewski & Winchester, 2002: 26 (as valid species).

**Type material.** Lectotype of *Homalota picipennis* (designated by Lohse and Smetana (1985)): **UNITED STATES: Alaska:** ♂, Sitka (MZHF).

Lectotype of *Atheta carlottae* (here designated): ♂, “QCI [Queen Charlotte Islands]”, “*Atheta carlottae* Csy.”, “TYPE USNM 39247” (red label), “CASEY bequest 1925” (NMNH). Paralectotypes: 2♂♂, 2♀♀, “QCI [Queen Charlotte Islands]”, “*carlottae* PARATYPE USNM 39247” (red label), “CASEY bequest 1925” (NMNH).

Lectotype of *Atheta aperta* (here designated): ♂, “Cal.[ifornia, Humboldt Co., Arcata]”, “*Atheta aperta* Csy.”, “TYPE USNM 39250” (red label), “CASEY bequest 1925” (NMNH). Paralectotype: ♀, “Cal.[ifornia, Humboldt Co., Arcata]”, “*aperta*-2 PARATYPE USNM 39250” (red label), “CASEY bequest 1925” (NMNH).

Holotype of *Atheta wrangelica*: ♀, “Ft. Wrangel [Wrangell], Alaska. Wickham”, “♀”, “*wrangelica* Csy.”, “TYPE USNM 39248” (red label), “CASEY bequest 1925” (NMNH).

Lectotype of *Atheta morbosa* (here designated): ♀, “Cal.[ifornia, Saucelito near San Francisco]”, “*Atheta morbosa* Csy.”, “TYPE USNM 39293” (red label), “CASEY bequest 1925” (NMNH).

Holotype of *Atheta intacta*: ♀, “Cal.[ifornia, Marin Co., Saucelito]”, “*intacta* Csy.”, “TYPE USNM 39299” (red label), “CASEY bequest 1925” (NMNH).

Lectotype of *Atheta alaskana* (here designated): ♀, “Alask.[Alaska, “without further indication, but probably collected on the mainland near Fort Wrangel” (Casey 1910a)] Wick.[ham]”, “*alaskana* Csy.”, “TYPE USNM 39281” (red label), “CASEY bequest 1925” (NMNH).

**Additional material: CANADA: British Columbia:** ♂, Upper Carmanah Valley, 31.vii–11.viii.1991 (N.Winchester); ♀, ditto but 28.viii–9.ix.1991 (SPSU); **UNITED STATES: California:** San Francisco Co.: ♀ (NMNH (Casey collection)).

**Diagnosis.** See Lohse & Smetana (1985); Klimaszewski & Winchester (2002).

**Discussion.** The name *Atheta picipennis* (Mannerheim, 1843) (*ex Homalota*) is a secondary junior homonym of the name *Atheta picipennis* (Stephens, 1832) (*ex Aleochara*) which is itself a primary junior homonym of the name *Aleochara picipennis* Gyllenhal, 1827. *Atheta picipennis* (Stephens, 1832) has been considered a synonym of

*Atheta amicula* (Stephens, 1832) since at least 1868 (Gemminger & Harold 1868) and to the best of my knowledge has not been cited as valid after 1899 (Article 23.9.1.1). In the last 50 years at least 31 works by at least 42 authors have been published (Hatch 1957; Gensicke 1960; Hansen *et al.* 1960; Strand & Vik 1964; Koch 1968; Scheerpeltz 1968; Easton 1970; Palm 1970; Blackwelder 1973; Bordoni 1973; Tikhomirova 1973; Benick & Lohse 1974; Moore & Legner 1975; Yosii & Sawada 1976; Hanski & Koskela 1977; Pope 1977; Hanski & Koskela 1978; Muona 1979b; Burakowski *et al.* 1981; Uhlig & Vogel 1981; Benick 1982; Sawada 1982; Muona 1984; Lohse 1985; Segers 1986; Kahlen 1987; Muona 1987; Silfverberg 1988; Alexandrovitch *et al.* 1996; Derunkov & Melke 2001; Klimaszewski & Winchester 2002) listing *Atheta picipennis* as valid (Article 23.9.1.2). *Atheta picipennis* (Mannerheim, 1843) is a ***nomen protectum*** and *Atheta picipennis* (Stephens, 1832) is a ***nomen oblitum*** (Article 23.9.2).

*Atheta picipennis* was believed to have a Holarctic distribution (*e.g.*, Bernhauer & Scheerpeltz 1926) until Lohse and Smetana (1985) demonstrated that the Palearctic specimens belonged to a separate species, *At. aeneipennis* (Thomson, 1856).

Females of *At. picipennis* and *At. altaica* Bernhauer, 1901 have very similar spermathecae. Klimaszewski and Winchester (2002) were unable to find any difference between females of the two species. Although in average *At. picipennis* has a larger body than *At. altaica*, females of these two species can be reliably identified only by association with males. In comparison to *At. altaica*, males of *At. picipennis* have a narrower apex of the median lobe of the aedeagus.

**Distribution.** *Atheta picipennis* and *At. altaica* appear to be allopatric: *Atheta picipennis* is known from southeast Alaska (Sitka, Wrangell), coastal British Columbia and California, while *At. altaica* is known (in North America) from the Kenai Peninsula (Alaska), central Alaska, Yukon Territory, Northwest Territories and Labrador (Lohse *et al.* 1990).

***Atheta (Dimetrota auct.) altaica* Bernhauer, 1901**

(Fig. 160 in Strand & Vik 1964; Figs. 164–167 in Lohse *et al.* 1990 (as *Dimetrota*))

*Atheta (Dimetrota) altaica* Bernhauer, 1901: 109.

*Atheta (Dimetrota) altaica*: Bernhauer & Scheerpeltz, 1926: 662 (as valid species).

*Atheta (s. str.) altaica*: Strand & Vik, 1964: 329 (as valid species).

*Dimetrota altaica*: Lohse *et al.*, 1990: 185 (as valid species).

(Other references are omitted)

**Type material.** Lectotype of *Atheta altaica* (here designated): ♂, “Altaigebirge Mittelsibirien”, orange square, “*altaica* Brnh. leg. Leder. Reitter. Type” (yellow label), white square, “Chicago NHMus M.Bernhauer Collection” (FMNH). Paralectotype: ♂, white square, “Altaigebirge leg. Leder”, “*altaica* Brh. Type. det. Reitter” (yellow label), “Chicago NHMus M.Bernhauer Collection” (FMNH).

**Additional material: UNITED STATES: Alaska:** 2♂♂, Kenai Peninsula, Anchor River at Hwy. 1, 450', 4.vi.1978 (Smetana & Becker); ♂, Kenai Peninsula, Clam Gulch, 6.vi.1978 (Smetana & Becker); 2♀♀, Kenai Mts., 2 mi. S Moose Pass, 500', 30.v.1978 (A.Smetana & E.C.Becker); 18 specimens, Denali Hwy. Mi. 110, Seattle Creek, 15.vii.1978 (J.M.Campbell & A.Smetana); ♂, ♀, 12 mi. N Denali Hwy. Mi. 78, Windy Creek, 13.vii.1978 (Smetana & Campbell); ♀, Richardson Hwy. Mi. 206, Isabel Pass, 2900', 16.vii.1962 (R.E.Leech); ♀, Prudhoe Bay Rd., S Fork Koyukuk River, 67°12'N 150°07'W, 1100', 8.vii.1978 (Campbell & Smetana) (CNCI); **CANADA: Northwest Territories:** ♀, East Channel, MacKenzie Delta, 6.vii.1973 (CNCI); **Yukon Territory:** ♂, Dawson City, 16.vii.1968 (Campbell & Smetana); ♀, Dempster Hwy. Mi. 48.5, North Fork Pass, 4100', 19.vii.1978 (J.M.Campbell & A.Smetana); 2♂♂, ♀, Dempster Hwy. Mi. 45, 3400', 18–23.vii.1978 (J.M.Campbell); 2♂♂, 3♀♀, Dempster Hwy. Mi. 42, North Klondike River, 3300', 18.vii.1978 (Smetana & Campbell); 2♂♂, ♀, Mi. 1034 Alaska Hwy., Nr. Kloo Lake, 5.vii.1968 (Campbell & Smetana) (CNCI).

**Diagnosis.** See Lohse *et al.* (1990; as *Dimetrota*).

**Discussion.** To clarify the status of *Atheta altaica* and *At. picipennis*, the types of both species were examined. The types of *At. altaica* correspond to the accepted concept of this species (*e. g.*, Strand & Vik 1964; Lohse *et al.* 1990).

**Distribution.** *Atheta altaica* has a circumpolar distribution. In North America it is known from Alaska, Yukon Territory, Northwest Territories and Labrador (Lohse *et al.* 1990).

***Atheta (Dimetrota auct.) hampshirensis* Bernhauer, 1909**

(Figs. 13–14 in Lohse & Smetana 1985; Figs. 71–74 in Klimaszewski & Winchester 2002)

*Homalota moesta* Mäklin in Mannerheim, 1852: 307 (*nec* Zetterstedt, 1828: 101).

*Atheta (Dimetrota) moesta*: Bernhauer, 1907: 394 (as valid species).

*Atheta (Dimetrota) hampshirensis* Bernhauer, 1909: 525.

*Atheta (Philhygra) leviceps* Casey, 1910a: 66, **syn. nov.**

*Dimetrota (s. str.) sectator* Casey, 1910a: 102, **syn. nov.**

*Dimetrota (s. str.) retrusa* Casey, 1910a: 103, **syn. nov.**

*Datomicra (s. str.) hebescens* Casey, 1910a: 124, **syn. nov.**

*Datomicra (s. str.) insolida* Casey, 1910a: 125, **syn. nov.**

*Datomicra (s. str.) pallax* Casey, 1910a: 124, **syn. nov.**

*Pseudota vana* Casey, 1911a: 150, **syn. nov.**

*Dimetrota sectator*: Casey, 1911b: 252 (as valid species).

*Dimetrota insolida*: Casey, 1911b: 252 (as synonym of *Dimetrota sectator*).

*Atheta (Dimetrota) maeklini* Fenyes, 1920: 205 (replacement name for *Atheta moesta* (Mäklin in Mannerheim, 1852) (*nec* Zetterstedt, 1828)).

*Atheta (Dimetrota) moesta*: Fenyes, 1920: 205 (as synonym of *At. maeklini*).

*Atheta (Pancota) vana*: Fenyes, 1920: 203 (as valid species).

*Atheta (Dimetrota) hampshirensis*: Fenyes, 1920: 205 (as valid species).

*Atheta (Dimetrota) sectator*: Fenyes, 1920: 205 (as valid species).

- Atheta (Dimetrota) insolidata*: Fenyés, 1920: 205 (as synonym of *At. sectator*).  
*Atheta (Dimetrota) retrusa*: Fenyés, 1920: 205 (as valid species).  
*Atheta (Datomicra) hebescens*: Fenyés, 1920: 220 (as valid species).  
*Atheta (Datomicra) pellax*: Fenyés, 1920: 220 (as valid species).  
*Atheta (Pancota) vana*: Bernhauer & Scheerpeltz, 1926: 661 (as valid species).  
*Atheta (Dimetrota) hampshirensis*: Bernhauer & Scheerpeltz, 1926: 663 (as valid species).  
*Atheta (Dimetrota) maeklini*: Bernhauer & Scheerpeltz, 1926: 664 (as valid species).  
*Atheta (Dimetrota) moesta*: Bernhauer & Scheerpeltz, 1926: 664 (as synonym of *At. maeklini*).  
*Atheta (Dimetrota) sectator*: Bernhauer & Scheerpeltz, 1926: 665 (as valid species).  
*Atheta (Dimetrota) insolidata*: Bernhauer & Scheerpeltz, 1926: 665 (as synonym of *At. sectator*).  
*Atheta (Dimetrota) retrusa*: Bernhauer & Scheerpeltz, 1926: 665 (as valid species).  
*Atheta (Datomicra) hebescens*: Bernhauer & Scheerpeltz, 1926: 668 (as valid species).  
*Atheta (Datomicra) pellax*: Bernhauer & Scheerpeltz, 1926: 668 (as valid species).  
*Atheta (Dimetrota) hampshirensis*: Moore & Legner, 1975: 362 (as valid species).  
*Atheta (Dimetrota) maeklini*: Moore & Legner, 1975: 365 (as valid species).  
*Atheta (Dimetrota) moesta*: Moore & Legner, 1975: 365 (as synonym of *At. maeklini*).  
*Atheta (Dimetrota) sectator*: Moore & Legner, 1975: 373 (as valid species).  
*Atheta (Dimetrota) insolidata*: Moore & Legner, 1975: 373 (as synonym of *At. sectator*).  
*Atheta (Dimetrota) retrusa*: Moore & Legner, 1975: 372 (as valid species).  
*Atheta (Datomicra) hebescens*: Moore & Legner, 1975: 362 (as valid species; misspelled as *herbescens*).  
*Atheta (Datomicra) pellax*: Moore & Legner, 1975: 369 (as valid species).  
*Atheta (Pancota) vana*: Moore & Legner, 1975: 376 (as valid species).  
*Dimetrota hampshirensis*: Seevers, 1978: 259 (as valid species).  
*Dimetrota maeklini*: Seevers, 1978: 259 (as valid species).  
*Dimetrota moesta*: Seevers, 1978: 259 (as synonym of *Dim. maeklini*).  
*Dimetrota sectator*: Seevers, 1978: 260 (as valid species).  
*Dimetrota insolidata*: Seevers, 1978: 260 (as synonym of *Dim. sectator*).  
*Dimetrota retrusa*: Seevers, 1978: 260 (as valid species).  
*Datomicra hebescens*: Seevers, 1978: 259 (as valid species).  
*Datomicra pellax*: Seevers, 1978: 259 (as valid species).  
*Pseudota vana*: Seevers, 1978: 261 (as valid species).  
*Dimetrota moesta*: Lohse & Smetana, 1985: 289 (as valid species).  
*Atheta (Dimetrota) moesta*: Klimaszewski & Winchester, 2002: 29 (as synonym of *At. hampshirensis*).  
*Atheta (Dimetrota) hampshirensis*: Klimaszewski & Winchester, 2002: 29 (as valid species).  
*Atheta (Dimetrota) maeklini*: Klimaszewski & Winchester, 2002: 29 (as synonym of *At. hampshirensis*).

**Type material.** Lectotype of *Homalota moesta* (designated by Lohse and Smetana (1985)): **UNITED STATES: Alaska:** ♂, Sitka (MZHF).

Lectotype of *Atheta hampshirensis* (here designated): ♂, “N.[ew] H.[ampshire], Fall”, “7603”, “*hampshirensis* Bernh. Typus. Fenyés!” (yellow label), “Chicago NHMus M.Bernhauer Collection” (FMNH).

Lectotype of *Atheta leviceps* (here designated): ♀, “N.[ew] Y.[ork] [Catskill Mts.]”, “*leviceps* Csy.”, “TYPE USNM 39362” (red label), “CASEY bequest 1925” (NMNH).  
 Paralectotypes: 2♂♂, ♀, “N.Y.[Catskill Mts.]”, “*leviceps* PARATYPE USNM 39362” (red label), “CASEY bequest 1925” (NMNH).

Lectotype of *Dimetrota sectator* (here designated): ♂, “Cal.[ifornia] [Gilroy Hot Springs, Santa Clara Co.]”, “*sectator* Csy.”, “TYPE USNM 39118” (red label), “CASEY bequest 1925” (NMNH). Paralectotypes: 2♂♂, 2♀♀, specimens, “Cal.[ifornia] [Gilroy Hot Springs, Santa Clara Co.]”, “*sectator* PARATYPE USNM 39118” (red label), “CASEY bequest 1925” (NMNH).

Lectotype of *Dimetrota retrusa* (here designated): ♂, “Metlakatla, B.[ritish] Col.[umbia]”, “*retrusa* Csy.”, “TYPE USNM 39120” (red label), “CASEY bequest 1925” (NMNH). Paralectotypes: ♂, 5♀♀, “Metlakatla, B.[ritish] Col.[umbia]”, “*retrusa* PARATYPE USNM 39120” (red label), “CASEY bequest 1925” (NMNH).

Lectotype of *Datomicra hebescens* (here designated): ♂, “N.[ew]Y.[ork][Catskill Mts.]”, “*hebescens* Csy.”, “TYPE USNM 39176” (red label), “CASEY bequest 1925” (NMNH). Paralectotypes: 8 specimens, “N.[ew]Y.[ork][Catskill Mts.]”, “*hebescens* PARATYPE USNM 39176” (red label), “CASEY bequest 1925” (NMNH).

Lectotype of *Datomicra insolida* (here designated): ♂, “Cal.[ifornia] [Gilroy Hot Springs, Santa Clara Co.]”, “*insolida* Csy.”, “TYPE USNM 39119” (red label), “CASEY bequest 1925” (NMNH). Paralectotypes: 2 specimens, “Cal.[ifornia] [Gilroy Hot Springs, Santa Clara Co.]”, 7 specimens (1 without head and prothorax), “Cal.[ifornia] [San Francisco]”, “*insolida* PARATYPE USNM 39119” (red label), “CASEY bequest 1925” (NMNH).

Holotype of *Datomicra pallax*: ♀, “R.[hode] I.[sland][Boston Neck]”, “*pallax* Csy.”, “TYPE USNM 39171” (red label), “CASEY bequest 1925” (NMNH).

Lectotype of *Pseudota vana* (here designated): ♂, “Q.[ueen] C.[harlotte] I.[slands][Massett (Keen)]”, “*vana* Csy.”, “TYPE USNM 39157” (red label), “CASEY bequest 1925” (NMNH). Paralectotype: ♀, “Q.[ueen] C.[harlotte] I.[slands][Massett (Keen)]”, “*vana* PARATYPE USNM 39157” (red label), “CASEY bequest 1925” (NMNH).

**Additional material: UNITED STATES: Alaska:** ♀, Kenai (Holmberg) (MZHF); **New York:** Orange Co.: 4 specimens, 8 km S New Windsor, Black Rock Forest, 23–25.v.1998 (V.I.Gusarov) (SPSU); **North Carolina:** Haywood Co.: 13 specimens, Cold Springs Creek, Forest Road 148, 29 km N Waynesville, Pisgah National Forest, 35°44.6'N 83°00.3'W, 750 m, 4.vi.2001 (V.I.Gusarov) (SPSU); **Pennsylvania:** ♀, 41°08.39'N 75°32.24'W, in mushrooms, 16.viii.1998 (V.I.Gusarov) (SPSU); **CANADA: Québec:** ♂, St.-Jacques-de-Leeds, 46°16'N 71°23'W, maple forest, 8.vii.1994 (SPSU).

**Diagnosis.** See Lohse & Smetana (1985).

**Discussion.** The types of *Homalota moesta*, *At. hampshirensis*, *At. leviceps*, *Dim. sectator*, *Dim. retrusa*, *Dat. hebescens*, *Dat. insolida*, *Dat. pallax* and *Pseudota vana* are similar in external characters and the shape of the aedeagus and spermatheca.

**Distribution.** *Atheta hampshirensis* is widespread in the United States (Alaska, Washington (Lohse & Smetana 1985), Oregon, California, New Hampshire, Rhode Island, New York, Pennsylvania and North Carolina) and Canada (British Columbia and Québec).

***Atheta (Dimetrota auct.) brumalis* Casey, 1910a**  
(Figs. 67–70 in Klimaszewski & Winchester 2002)

*Atheta (s. str.) brumalis* Casey, 1910a: 32.

*Atheta (s. str.) repexa* Casey, 1911a: 109, **syn. nov.**

*Atheta (s. str.) brumalis*: Bernhauer & Scheerpeltz, 1926: 639 (as valid species).

*Atheta (s. str.) repexa*: Bernhauer & Scheerpeltz, 1926: 649 (as valid species).

*Atheta (Dimetrota) brumalis*: Klimaszewski & Winchester, 2002: 27 (as valid species).

**Type material.** Lectotype of *Atheta brumalis* (here designated): ♂, “Metlakatla, B.[ritish] Col.[umbia] Keen”, “*Atheta brumalis* Csy.”, “TYPE USNM 39246” (red label), “CASEY bequest 1925” (NMNH). Paralectotypes: 14 specimens, “Metlakatla, B.[ritish] Col.[umbia] Keen”, “*brumalis* PARATYPE USNM 39246” (red label), “CASEY bequest 1925” (NMNH).

Lectotype of *Atheta repexa* (here designated): ♀, “Mts. Near Claremont Cal. Baker”, “*repexa* Csy.”, “TYPE USNM 39297” (red label), “CASEY bequest 1925” (NMNH).

**Diagnosis.** See Klimaszewski & Winchester (2002).

**Discussion.** The lectotype of *At. repexa* is similar to the types of *At. brumalis* in both external characters and the distinct shape of the spermatheca.

**Distribution.** *Atheta brumalis* is known from British Columbia and California.

***Atheta (Dimetrota auct.) fenyesei* Bernhauer, 1907**  
(Figs. 47–55)

*Atheta (Dimetrota) fenyesei* Bernhauer, 1907: 395.

*Atheta (s. str.) querula* Casey, 1910a: 36, **syn. nov.**

*Dimetrota (s. str.) resima* Casey, 1910a: 100, **syn. nov.**

*Dimetrota (s. str.) vigilans* Casey, 1910a: 103, **syn. nov.**

*Atheta (s. str.) socors* Casey, 1911a: 108, **syn. nov.**

*Dimetrota (s. str.) immerita* Casey, 1911a: 141, **syn. nov.**

*Dimetrota (s. str.) incredula* Casey, 1911a: 141, **syn. nov.**

*Dimetrota (s. str.) opinata* Casey, 1911a: 142, **syn. nov.**

*Dimetrota (s. str.) cerebrosa* Casey, 1911a: 142, **syn. nov.**

*Atheta (Dimetrota) fenyesei*: Fenyesei, 1920: 205 (as valid species).

*Atheta (s. str.) querula*: Fenyesei, 1920: 214 (as valid species).

*Atheta (Dimetrota) resima*: Fenyesei, 1920: 205 (as valid species).

*Atheta (Dimetrota) vigilans*: Fenyesei, 1920: 205 (as valid species).

*Atheta (s. str.) socors*: Fenyesei, 1920: 215 (as valid species).

*Atheta (Dimetrota) immerita*: Fenyesei, 1920: 205 (as valid species).

*Atheta (Dimetrota) incredula*: Fenyesei, 1920: 205 (as valid species).

*Atheta (Dimetrota) opinata*: Fenyesei, 1920: 205 (as valid species).

*Atheta (Dimetrota) cerebrosa*: Fenyesei, 1920: 205 (as valid species).

*Atheta (Dimetrota) fenyesei*: Bernhauer & Scheerpeltz, 1926: 663 (as valid species).

*Atheta (s. str.) querula*: Bernhauer & Scheerpeltz, 1926: 649 (as valid species).

*Atheta (Dimetrota) resima*: Bernhauer & Scheerpeltz, 1926: 665 (as valid species).

*Atheta (Dimetrota) vigilans*: Bernhauer & Scheerpeltz, 1926: 665 (as valid species).

- Atheta* (*s. str.*) *socors*: Bernhauer & Scheerpeltz, 1926: 649 (as valid species).  
*Atheta* (*Dimetrota*) *immerita*: Bernhauer & Scheerpeltz, 1926: 663 (as valid species).  
*Atheta* (*Dimetrota*) *incredula*: Bernhauer & Scheerpeltz, 1926: 663 (as valid species).  
*Atheta* (*Dimetrota*) *opinata*: Bernhauer & Scheerpeltz, 1926: 664 (as valid species).  
*Atheta* (*Dimetrota*) *cerebrosa*: Bernhauer & Scheerpeltz, 1926: 662 (as valid species).  
*Atheta* (*Dimetrota*) *fenyesei*: Moore & Legner, 1975: 360 (as valid species).  
*Atheta* (*s. str.*) *querula*: Moore & Legner, 1975: 371 (as valid species).  
*Atheta* (*Dimetrota*) *resima*: Moore & Legner, 1975: 372 (as valid species; misspelled as *remisa*).  
*Atheta* (*Dimetrota*) *vigilans*: Moore & Legner, 1975: 377 (as valid species).  
*Atheta* (*s. str.*) *socors*: Moore & Legner, 1975: 374 (as valid species).  
*Atheta* (*Dimetrota*) *immerita*: Moore & Legner, 1975: 363 (as valid species).  
*Atheta* (*Dimetrota*) *incredula*: Moore & Legner, 1975: 363 (as valid species).  
*Atheta* (*Dimetrota*) *opinata*: Moore & Legner, 1975: 368 (as valid species).  
*Atheta* (*Dimetrota*) *cerebrosa*: Moore & Legner, 1975: 356 (as valid species).  
*Dimetrota* *fenyesei*: Seevers, 1978: 259 (as valid species).  
*Xenota* *querula*: Seevers, 1978: 271 (as valid species).  
*Dimetrota* *resima*: Seevers, 1978: 260 (as valid species).  
*Dimetrota* *vigilans*: Seevers, 1978: 260 (as valid species).  
*Xenota* *socors*: Seevers, 1978: 271 (as valid species).  
*Dimetrota* *immerita*: Seevers, 1978: 259 (as valid species).  
*Dimetrota* *incredula*: Seevers, 1978: 259 (as valid species).  
*Dimetrota* *opinata*: Seevers, 1978: 260 (as valid species).  
*Dimetrota* *cerebrosa*: Seevers, 1978: 259 (as valid species).

**Type material.** Lectotype of *Atheta fenyesei* (here designated): ♂, “Pasadena Cal. Dr. A.Fenyese”, “Dec.[ember]”, “781.”, “♂”, “107.”, “*fenyesei* Brh. Typus” (yellow label), “Chicago NHMus M.Bernhauer Collection” (FMNH). Paralectotypes: ♀, “Pasadena Cal.[ifornia] Dr. A.Fenyese”, “1.”, “*fenyesei* Brh. Cotyp.” (yellow label), “Chicago NHMus M.Bernhauer Collection”; ♂, “Pasadena Cal.[ifornia] Dr. A.Fenyese”, “1.”, “*fenyesei* Brh. Cotypus.” (yellow label), “Chicago NHMus M.Bernhauer Collection”; ♀, “Pasadena Cal.[ifornia] Dr. A.Fenyese”, “Dec.[ember]”, “801.”, “♀”, “*fenyesei* Brh. Cotypus.” (yellow label), “Chicago NHMus M.Bernhauer Collection” (FMNH).

Lectotype of *Atheta querula* (here designated): ♂, “Calaveras Co. Cal.[ifornia]”, “*Atheta querula* Csy.”, “TYPE USNM 39263” (red label), “CASEY bequest 1925” (NMNH).

Lectotype of *Dimetrota resima* (here designated): ♂, “San Mateo Cal.[ifornia] Ba[ker]”, “*resima* Csy.”, “TYPE USNM 39113” (red label), “CASEY bequest 1925” (NMNH). Paralectotypes: ♂ (with the head and prothorax missing), “San Mateo Cal.[ifornia] Bake[r]”, “*resima*-2 PARATYPE USNM 39113” (red label), “CASEY bequest 1925” (NMNH).

Lectotype of *Dimetrota vigilans* (here designated): ♂, “Pom.[ona, Los Angeles Co.] Cal.[ifornia] 2/2/96 [2.ii.1896 (Fall)]”, “*vigilans* Csy.”, “TYPE USNM 39121” (red label), “CASEY bequest 1925” (NMNH).

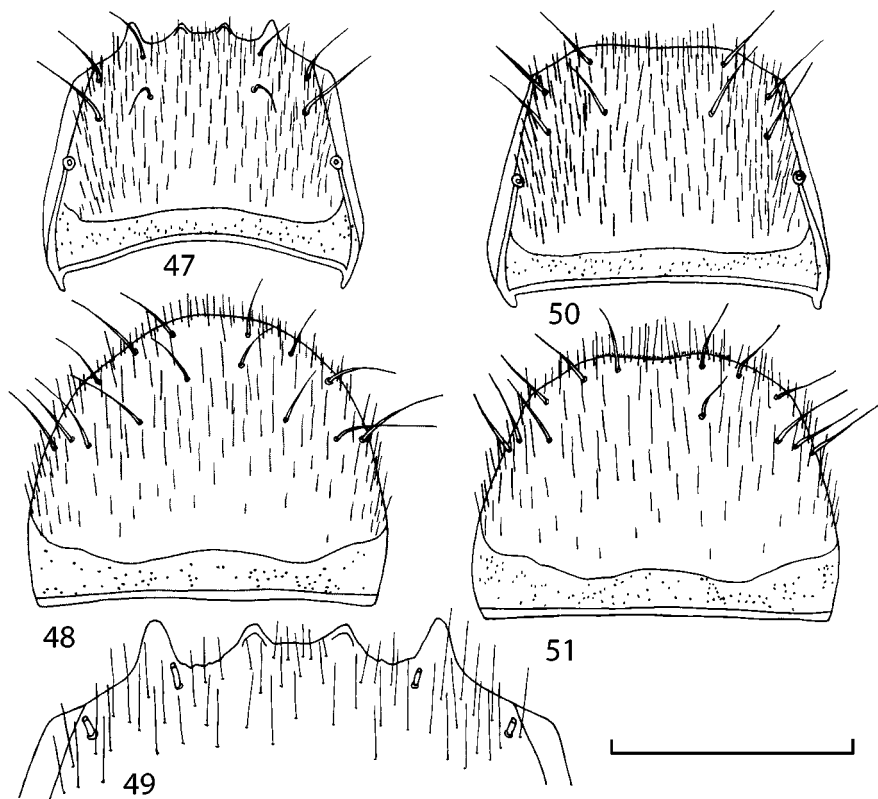
Lectotype of *Atheta socors* (here designated): ♀, “Cal.[ifornia, San Diego]”, “*socors* Csy.”, “TYPE USNM 39296” (red label), “CASEY bequest 1925” (NMNH).

Holotype of *Dimetrota immerita*: ♂, “Riv.[erside] Cal.[ifornia] 3-20[?]-90 [20.iii.1890]”, “*immerita* Csy.”, “TYPE USNM 39126” (red label), “CASEY bequest 1925” (NMNH).

Lectotype of *Dimetrota incredula* (here designated): ♂, “Cal.[ifornia, Saucelito, Marin Co.]”, “*incredula* Csy.”, “TYPE USNM 39128” (red label), “CASEY bequest 1925” (NMNH).

Lectotype of *Dimetrota opinata* (here designated): ♂, “Cal.[ifornia, Berkeley, Alameda Co.]”, “*opinata* Csy.”, “TYPE USNM 39129” (red label), “CASEY bequest 1925” (NMNH).

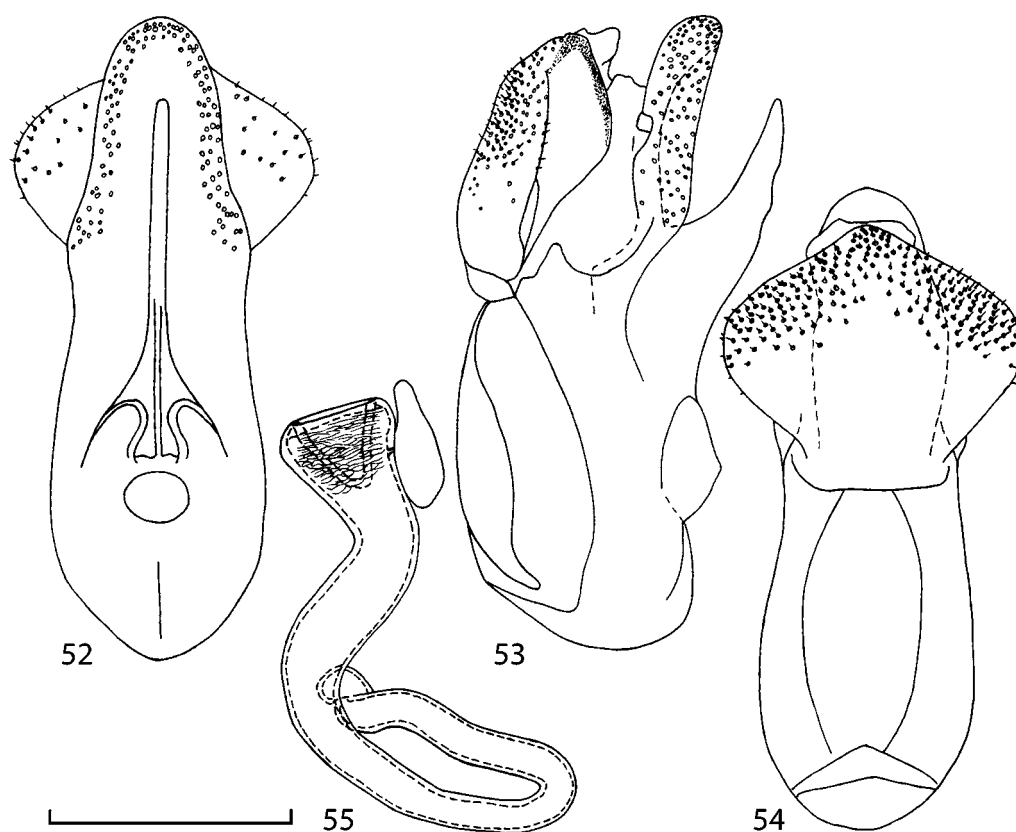
Lectotype of *Dimetrota cerebrata* (here designated): ♂, “Cal.[ifornia, Saucelito, Marin Co.]”, “*cebrata* Csy.”, “TYPE USNM 39127” (red label), “CASEY bequest 1925” (NMNH). Paralectotype: ♀, “Cal.[ifornia, Monterey]”, “CASEY determ. ? *cebrata*-2”, “CASEY bequest 1925” (NMNH).



**FIGURES 47–51.** Abdominal segment 8 of *Atheta fenyesi* Bernhauer (male, lectotype of *Dimetrota vigilans* Casey (47, 49); male, lectotype of *At. querula* Casey (48); and female, paralectotype of *At. fenyesi* (50–51)). 47 — male tergum 8; 48 — male sternum 8; 49 — apex of male tergum 8; 50 — female tergum 8; 51 — female sternum 8. Scale bar 0.2 mm (49), 0.4 mm (47–48, 50–51).



**Diagnosis.** *Atheta fenyesei* can be recognized among the other species of the subgenus *Dimetrota auct.* by the presence of four projections at the posterior margin of the male tergum 8 (Figs. 47, 49), by the distinct shape of the median lobe (Figs. 52–54) (particularly the fused and expanded ostial lamellae forming a wide rhomboid sclerite on the abparameral side of the median lobe (Fig. 54)) and the distinct shape of the spermatheca (Fig. 55).



**FIGURES 52–55.** Genitalia of *Atheta fenyesei* Bernhauer (male, lectotype of *At. querula* Casey (52–54); and female, paralectotype of *At. fenyesei* (55)). 52 — median lobe, parameral view; 53 — median lobe, lateral view; 54 — median lobe, abparameral view; 55 — spermatheca. Scale bar 0.2 mm.

**Discussion.** The types of *At. fenyesei*, *At. querula*, *Dim. resima*, *Dim. vigilans*, *At. socors*, *Dim. immerita*, *Dim. incredula*, *Dim. opinata* and *Dim. cerebrosa* are similar in external characters and in the shape of the aedeagus and spermatheca. All these names are considered to be synonyms.

**Distribution.** *Atheta fenyesei* is known from California.

*Atheta (crassicornis group) modesta* (Melsheimer, 1844)  
(Figs. 56–69)

- Homalota modesta* Melsheimer, 1844: 31.  
*Atheta (Acrotona) modesta*: Bernhauer, 1907: 398 (as valid species).  
*Atheta (s. str.) crassicornis* var. *virginica* Bernhauer, 1907: 393, **syn. nov.**  
*Atheta virginica*: Blatchley, 1910: 356 (as valid species).  
*Atheta (s. str.) rhodeana* Casey, 1910a: 24, **syn. nov.**  
*Atheta (s. str.) capella* Casey, 1910a: 24, **syn. nov.**  
*Atheta (s. str.) ducens* Casey, 1910a: 25, **syn. nov.**  
*Atheta (s. str.) temperans* Casey, 1910a: 27, **syn. nov.**  
*Atheta (Delphota) logica* Casey, 1911a: 86, **syn. nov.**  
*Atheta (s. str.) tradita* Casey, 1911a: 101, **syn. nov.**  
*Atheta (s. str.) fenisex* Casey, 1911a: 102, **syn. nov.**  
*Atheta (s. str.) vierecki* Casey, 1911a: 103, **syn. nov.**  
*Atheta (s. str.) auguralis* Casey, 1911a: 104, **syn. nov.**  
*Atheta (s. str.) bifaria* Casey, 1911a: 104, **syn. nov.**  
*Atheta (Acrotona) modesta*: Fenyés, 1920: 225 (as valid species).  
*Atheta (s. str.) virginica*: Fenyés, 1920: 213 (as valid species).  
*Atheta (s. str.) rhodeana*: Fenyés, 1920: 213 (as valid species).  
*Atheta (s. str.) capella*: Fenyés, 1920: 213 (as valid species).  
*Atheta (s. str.) ducens*: Fenyés, 1920: 213 (as valid species).  
*Atheta (s. str.) temperans*: Fenyés, 1920: 214 (as valid species).  
*Atheta (s. str.) logica*: Fenyés, 1920: 215 (as valid species).  
*Atheta (s. str.) tradita*: Fenyés, 1920: 215 (as valid species).  
*Atheta (s. str.) fenisex*: Fenyés, 1920: 215 (as valid species).  
*Atheta (s. str.) vierecki*: Fenyés, 1920: 215 (as valid species).  
*Atheta (s. str.) auguralis*: Fenyés, 1920: 215 (as valid species).  
*Atheta (s. str.) bifaria*: Fenyés, 1920: 215 (as valid species).  
*Atheta (Acrotona) modesta*: Bernhauer & Scheerpeltz, 1926: 675 (as valid species).  
*Atheta (s. str.) virginica*: Bernhauer & Scheerpeltz, 1926: 652 (as valid species).  
*Atheta (s. str.) rhodeana*: Bernhauer & Scheerpeltz, 1926: 649 (as valid species).  
*Atheta (s. str.) capella*: Bernhauer & Scheerpeltz, 1926: 639 (as valid species).  
*Atheta (s. str.) ducens*: Bernhauer & Scheerpeltz, 1926: 642 (as valid species).  
*Atheta (s. str.) temperans*: Bernhauer & Scheerpeltz, 1926: 650 (as valid species).  
*Atheta (s. str.) logica*: Bernhauer & Scheerpeltz, 1926: 645 (as valid species).  
*Atheta (s. str.) tradita*: Bernhauer & Scheerpeltz, 1926: 651 (as valid species).  
*Atheta (s. str.) fenisex*: Bernhauer & Scheerpeltz, 1926: 642 (as valid species).  
*Atheta (s. str.) vierecki*: Bernhauer & Scheerpeltz, 1926: 651 (as valid species).  
*Atheta (s. str.) auguralis*: Bernhauer & Scheerpeltz, 1926: 638 (as valid species).  
*Atheta (s. str.) bifaria*: Bernhauer & Scheerpeltz, 1926: 639 (as valid species).  
*Atheta (Acrotona) modesta*: Moore & Legner, 1975: 366 (as valid species).  
*Atheta (s. str.) virginica*: Moore & Legner, 1975: 377 (as valid species).  
*Atheta (s. str.) rhodeana*: Moore & Legner, 1975: 372 (as valid species).  
*Atheta (s. str.) capella*: Moore & Legner, 1975: 356 (as valid species).  
*Atheta (s. str.) ducens*: Moore & Legner, 1975: 359 (as valid species).  
*Atheta (s. str.) temperans*: Moore & Legner, 1975: 366 (as valid species; misspelled as *temporans*).  
*Atheta (s. str.) logica*: Moore & Legner, 1975: 365 (as valid species).  
*Atheta (s. str.) tradita*: Moore & Legner, 1975: 376 (as valid species).  
*Atheta (s. str.) fenisex*: Moore & Legner, 1975: 360 (as valid species).

- Atheta* (*s. str.*) *vierecki*: Moore & Legner, 1975: 377 (as valid species).  
*Atheta* (*s. str.*) *auguralis*: Moore & Legner, 1975: 354 (as valid species; misspelled as *angularis*).  
*Atheta* (*s. str.*) *bifaria*: Moore & Legner, 1975: 355 (as valid species).  
*Acrotona* (*s. str.*) *modesta*: Seevers, 1978: 256 (as valid species).  
*Xenota virginica*: Seevers, 1978: 269 (as valid species).  
*Xenota rhodeana*: Seevers, 1978: 269 (as valid species).  
*Xenota capella*: Seevers, 1978: 268 (as valid species).  
*Xenota ducens*: Seevers, 1978: 268 (as valid species).  
*Xenota temperans*: Seevers, 1978: 269 (as valid species).  
*Xenota logica*: Seevers, 1978: 268 (as valid species).  
*Xenota tradita*: Seevers, 1978: 269 (as valid species).  
*Xenota fenisex*: Seevers, 1978: 268 (as valid species).  
*Xenota vierecki*: Seevers, 1978: 269 (as valid species).  
*Xenota auguralis*: Seevers, 1978: 267 (as valid species).  
*Xenota bifaria*: Seevers, 1978: 267 (as valid species).

**Type material.** Lectotype of *Homalota modesta* (here designated): ♂, “U.[nited] S.[tates]”, “*modesta* Melsh.”, “Melsh.[eimer]”, “*modesta*”, a red piece of paper, “MCZ TYPE 34936” (red label) (MCZ) (Two paralectotypes of *H. modesta* (with labels “*modesta*”, “Melsh.”, “MCZ TYPE 34936”) are not conspecific with the lectotype and belong to *Stethusa spuriella* (Casey, 1910a) (MCZ)).

Lectotype of *Atheta crassicornis* var. *virginica* (here designated): ♂, “White Sulphur W.[est] Va. [Virginia]”, “Aug.[ust]”, yellow circle, “*pacifica* Bh. Fenyés det. Bernhauer”, “v. *virginica* Brh. Typus” (yellow label), “Chicago NHMus M.Bernhauer Collection” (FMNH) (The paralectotype of this species (♂, “E. Machias, Me.[Maine]”, “June”, white circle, “*crassicornis* Gvh. Fenyés det. Bernhauer”, “v. *virginica* Brh. Cotypus” (yellow label), “Chicago NHMus M.Bernhauer Collection” (FMNH)) is not conspecific with the lectotype. It belongs to *At. crenuliventris* Bernhauer, 1907).

Lectotype of *Atheta rhodeana* (here designated): ♂, “R.[hode] I.[sland, Boston Neck]”, “*rhodeana*-2 PARATYPE USNM 39215” (red label), “CASEY bequest 1925” (NMNH). Paralectotypes: ♂, “R.[hode] I.[sland, Boston Neck]”, “♂”, “*Atheta rhodeana* Csy.”, “TYPE USNM 39215” (red label), “CASEY bequest 1925” (NMNH); 6♀♀, “R.[hode] I.[sland, Boston Neck]”, “*rhodeana* PARATYPE USNM 39215” (red label), “CASEY bequest 1925” (NMNH).

Lectotype of *Atheta capella* (here designated): ♂, “R.[hode] I.[sland, Boston Neck]”, “*capella*-2 PARATYPE USNM 39216” (red label), “CASEY bequest 1925” (NMNH). Paralectotypes: ♂ (with the aedeagus missing), “R.[hode] I.[sland, Boston Neck]”, “*Atheta capella* Csy.”, “TYPE USNM 39216” (red label), “CASEY bequest 1925” (NMNH); 2♂♂, ♀, “R.[hode] I.[sland, Boston Neck]”, “*capella* PARATYPE USNM 39216” (red label), “CASEY bequest 1925” (NMNH).

Lectotype of *Atheta ducens* (here designated): ♂, “N.[ew] Y.[ork, Catskill Mts.]”, “*ducens* Csy.”, “TYPE USNM 39218” (red label), “CASEY bequest 1925” (NMNH). Paralectotypes: 17 specimens, “N.[ew] Y.[ork, Catskill Mts.]”, “*ducens* PARATYPE USNM 39218” (red label), “CASEY bequest 1925” (NMNH).

Lectotype of *Atheta temperans* (here designated): ♀, “D.[istrict of] C.[olumbia]”, “*Atheta temperans* Csy.”, “TYPE USNM 39225” (red label), “CASEY bequest 1925” (NMNH).

Lectotype of *Atheta logica* (here designated): ♀, “Penn.[sylvania, near Philadelphia]”, “*logica* Csy.”, “TYPE USNM 39489” (red label), “CASEY bequest 1925” (NMNH).  
Paralectotype: ♀, “Penn.[sylvania, near Philadelphia]”, “*logica* PARATYPE USNM 39489” (red label), “CASEY bequest 1925” (NMNH).

Lectotype of *Atheta tradita* (here designated): ♀, “N.[ew] Y.[ork, Catskill Mts.]”, “*tradita* Csy.”, “TYPE USNM 39253” (red label), “CASEY bequest 1925” (NMNH).  
Paralectotype: ♂, “N.[ew] Y.[ork, Catskill Mts.]”, “*tradita* PARATYPE USNM 39253” (red label), “CASEY bequest 1925” (NMNH).

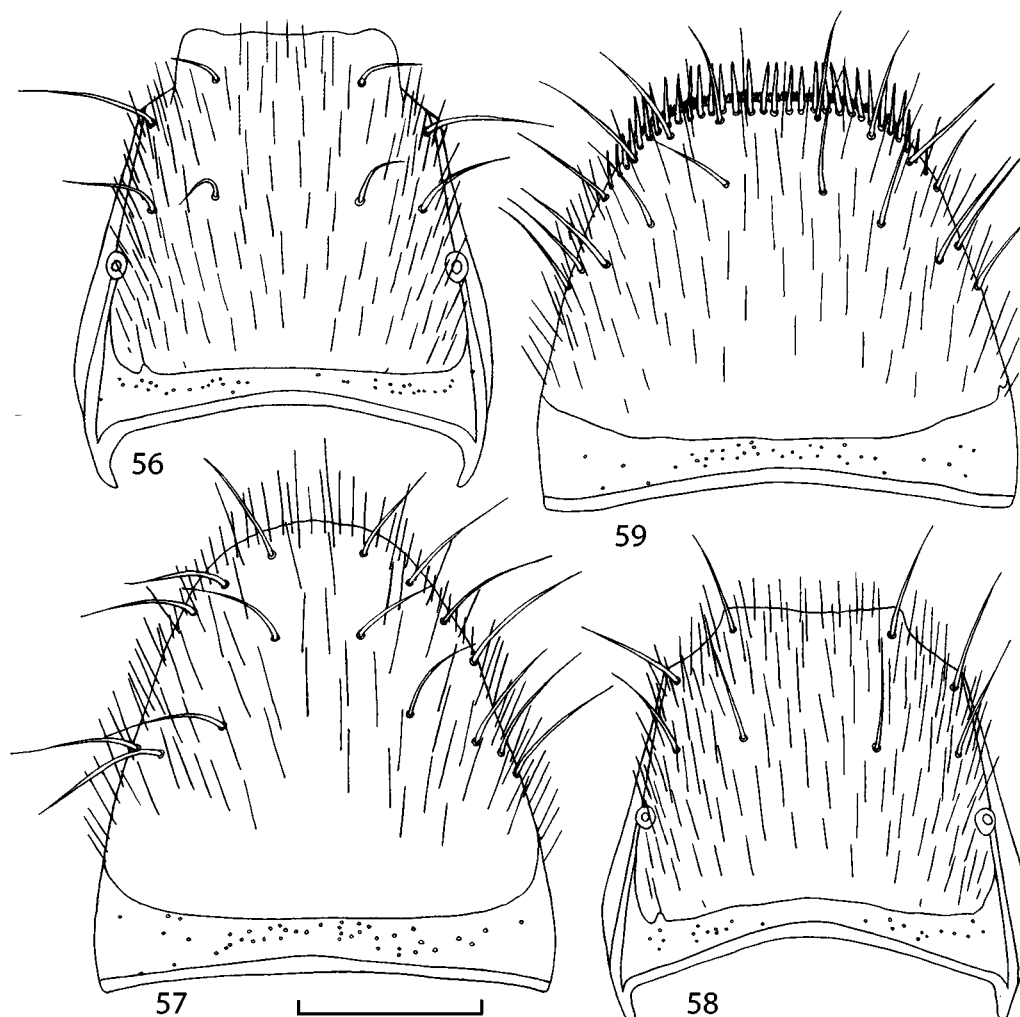
Lectotype of *Atheta fenisex* (here designated): ♀, “R.[hode] I.[sland, Boston Neck]”, “*fenisex* Csy.”, “TYPE USNM 39256” (red label), “CASEY bequest 1925” (NMNH).

Lectotype of *Atheta vierecki* (here designated): ♂, “Double Beach, Ct. [Connecticut] 19 Aug. 1905 H.L.Viereck”, “Fungus”, “*vierecki* Csy.”, “TYPE USNM 39255” (red label), “CASEY bequest 1925” (NMNH). Paralectotypes: 2♂♂, ♀, “Double Beach, Ct. [Connecticut] 19 Aug. 1905 H.L.Viereck”, “Fungus”, “*vierecki* PARATYPE USNM 39255” (red label), “CASEY bequest 1925” (NMNH).

Lectotype of *Atheta auguralis* (here designated): ♂, “N.[ew] Y.[ork, Catskill Mts.]”, “*auguralis* Csy.”, “TYPE USNM 39257” (red label), “CASEY bequest 1925” (NMNH).

Lectotype of *Atheta bifaria* (here designated): ♀, “D.[istrict of] C.[olumbia]”, “*bifaria* Csy.”, “TYPE USNM 39258” (red label), “CASEY bequest 1925” (NMNH).

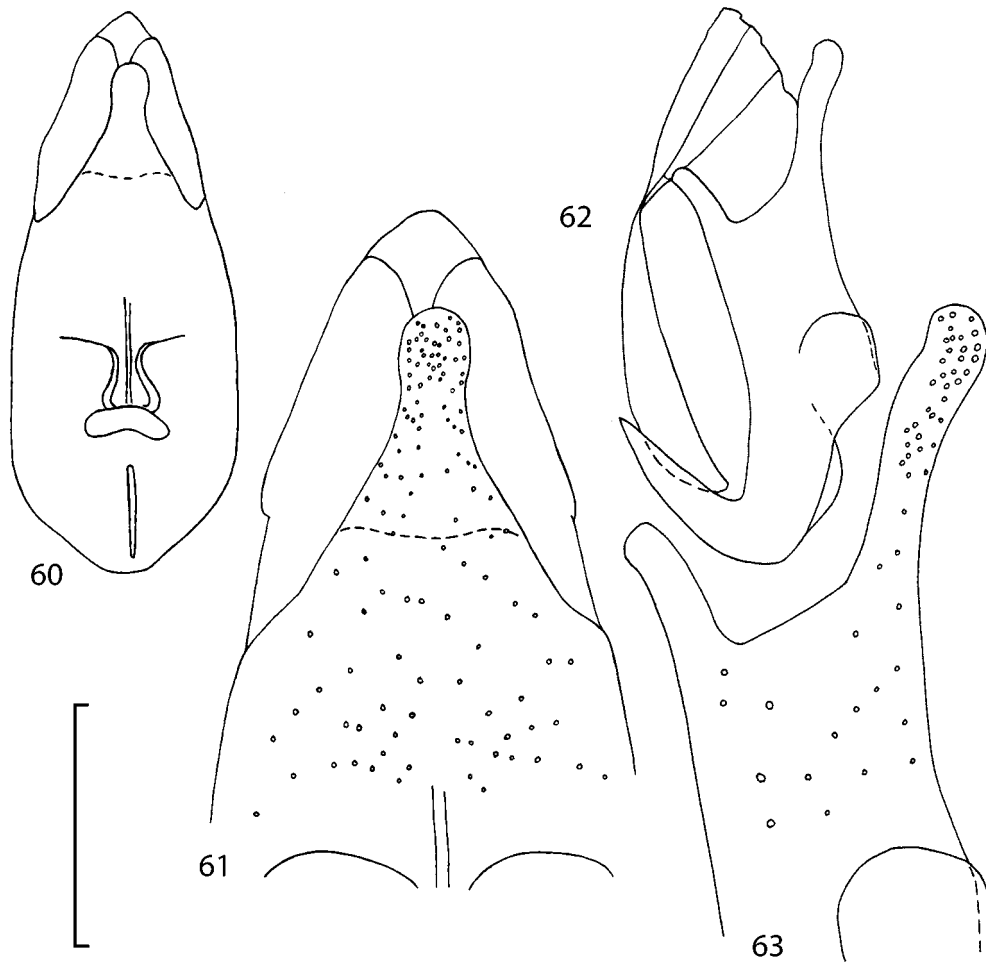
**Additional material. UNITED STATES: Michigan:** Newaygo Co.: ♂, 2♀♀, 16 km SEE White Cloud, Newaygo State Park, 43°29.84'N 85°34.85'W, 150 m, in forest litter, *Pinus*, *Quercus*, 16.vii.1999 (V.I.Gusarov) (SPSU); **New York:** Orange Co.: ♀, 8 km S New Windsor, Black Rock Forest, 9.v.1998 (V.I.Gusarov); ♀, ditto but 23–25.v.1998; ♂, ditto but pitfall traps, vi.1998 (V.Ovcharenko) (SPSU); Sullivan Co.: ♀, Jeffersonville, 11–12.ix.1999 (A.Berkov) (SPSU); **Pennsylvania:** 3♂♂, 4♀♀, “Penn.[sylvania, near Philadelphia]”, (NMNH (Casey collection)); **Vermont:** Windsor Co.: 2♀♀, 8 km SEE Springfield, Hwy. I-91, 43°14.00'N 72°26.81'W, 250 m, in forest litter, *Acer*, *Betula*, *Tsuga*, *Quercus*, 21.ix.1998 (V.I.Gusarov) (SPSU). **CANADA: New Brunswick:** Sunbury Co.: ♂, ♀, Acadia Research Forest, pitfall traps, 4.viii.1999 (G.Gesner); ♀, ditto but 13.vii.1999 (SPSU); **Ontario:** ♂, ♀, 22 km NNE Gananoque, env. of Charleston Lake Prov. Park, 44°30.03'N 76°03.96'W, 0 m, in forest litter, *Acer*, *Ulmus*, *Quercus*, *Pinus*, ferns, 15.vii.1999 (V.I.Gusarov) (SPSU); **Québec:** ♂, Parc de la Gatineau, Lac Lapêche, 9 km SWW Sainte-François-de-Masham, 26.ix.1998 (V.I.Gusarov); ♂, St.-Jaques-de-Leeds, 46°16'N 71°23'W, maple forest, 2.viii.1993 (SPSU); 5 specimens, ditto but 15.vii.1994 (LFC); ♀, ditto but 15.vii.1994; ♀, ditto but 19.vii.1994; ♂, 170 km NE Québec-City, Pohénégamook, 47°28'N 69°14'W, maple forest, 19.vii.1994 (SPSU).



**FIGURES 56–59.** Abdominal segment 8 of *Atheta modesta* (Melsheimer) (male, Lac Lapêche, Québec (56–57); and female, 8 km SEE Springfield, Vermont (58–59)). 56 — male tergum 8; 57 — male sternum 8; 58 — female tergum 8; 59 — female sternum 8. Scale bar 0.2 mm.

**Diagnosis.** *Atheta modesta* is closely related to the Palearctic *At. crassicornis* (Fabricius, 1793) but differs in having the pronotal setation pattern of the type III, the distinct shape of the male tergum 8 (Fig. 56) and in the shape of the aedeagus (Figs. 60–68). The spermathecae of the two species are very similar (Fig. 69).

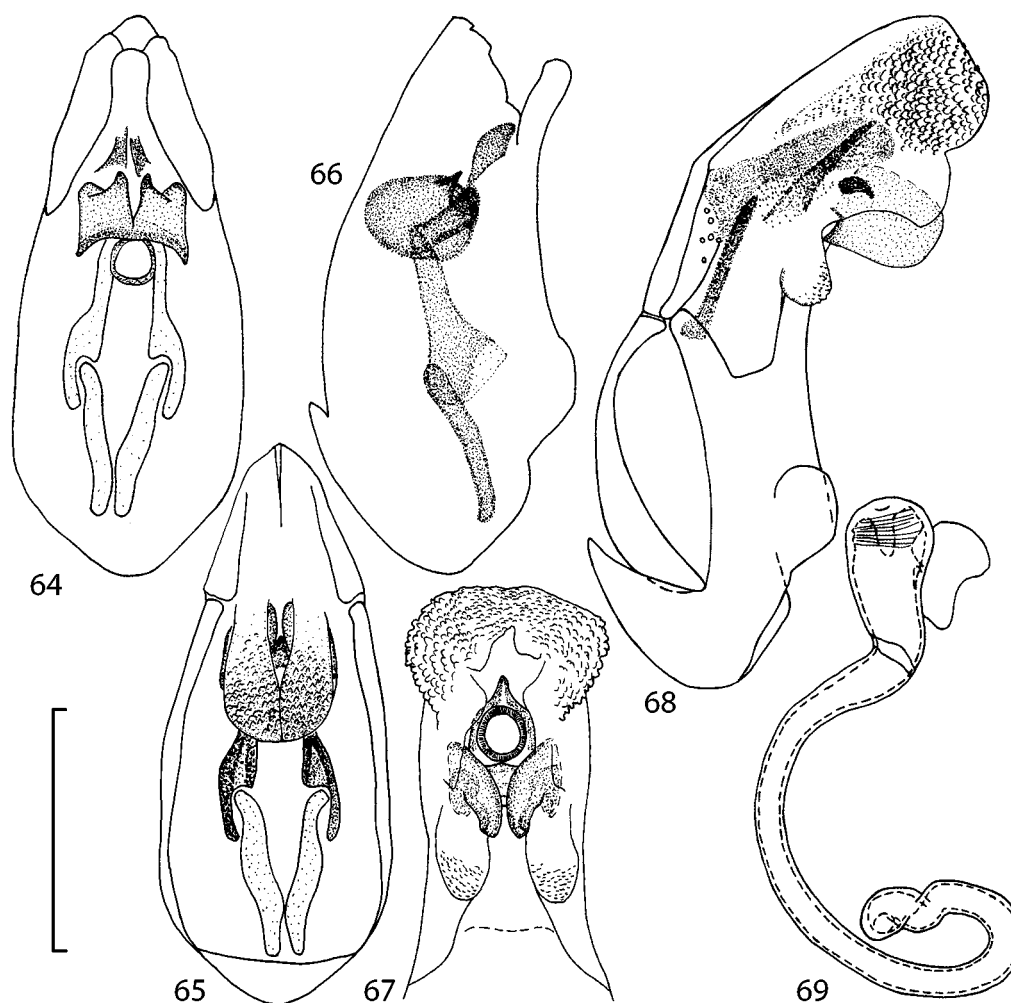
**Discussion.** Bernhauer (1907) described *At. virginica* as a variety of *At. crassicornis*. He noted the similarity between the examined North American specimens and the European specimens, but listed several differences between the two. He also noted that when additional Nearctic specimens become available they might prove to represent a distinct species and not a variety of *At. crassicornis*.



**FIGURES 60–63.** Aedeagus of *Atheta modesta* (Melsheimer) (male, Lac Lapêche, Québec). 60 — median lobe, parameral view; 61— apex of median lobe, parameral view; 62 — median lobe, lateral view; 63 — apex of median lobe, lateral view. Scale bar 0.1 mm (61, 63), 0.2 mm (60, 62).

The types of *H. modesta*, *At. crassicornis* var. *virginica*, *At. rhodeana*, *At. capella*, *At. ducens*, *At. temperans*, *At. logica*, *At. tradita*, *At. fenisex*, *At. vierecki*, *At. auguralis* and *At. bifaria* are similar in external characters and in the shape of the aedeagus and spermatheca. All these names are considered to be synonyms.

**Distribution.** *Atheta modesta* is widely distributed in the eastern United States (Michigan, Vermont, Rhode Island, Connecticut, New York, Pennsylvania, West Virginia and District of Columbia) and Canada (New Brunswick, Ontario and Québec).



**FIGURES 64–69.** Genitalia of *Atheta modesta* (Melsheimer) (male, Lac Lapêche, Québec (64–66); male, paralectotype of *At. vierecki* Casey (67–68); and female, 8 km SEE Springfield, Vermont (69)). 64 — median lobe with retracted internal sac, parameral view; 65 — median lobe with retracted internal sac, abparameral view; 66 — median lobe with retracted internal sac, lateral view; 67 — apex of median lobe with everted internal sac, parameral view; 68 — median lobe with everted internal sac, lateral view; 69 — spermatheca. Scale bar 0.2 mm.

***Atheta (Tetropla) frosti* Bernhauer, 1909**

(Figs. 70–80)

*Atheta* (*s. str.*) *nigritula*: Bernhauer, 1907: 392 (misidentification).

*Atheta* (*s. str.*) *frosti* Bernhauer, 1909: 520.

*Atheta* (*s. str.*) *comitata* Casey, 1910a: 24, **syn. nov.**

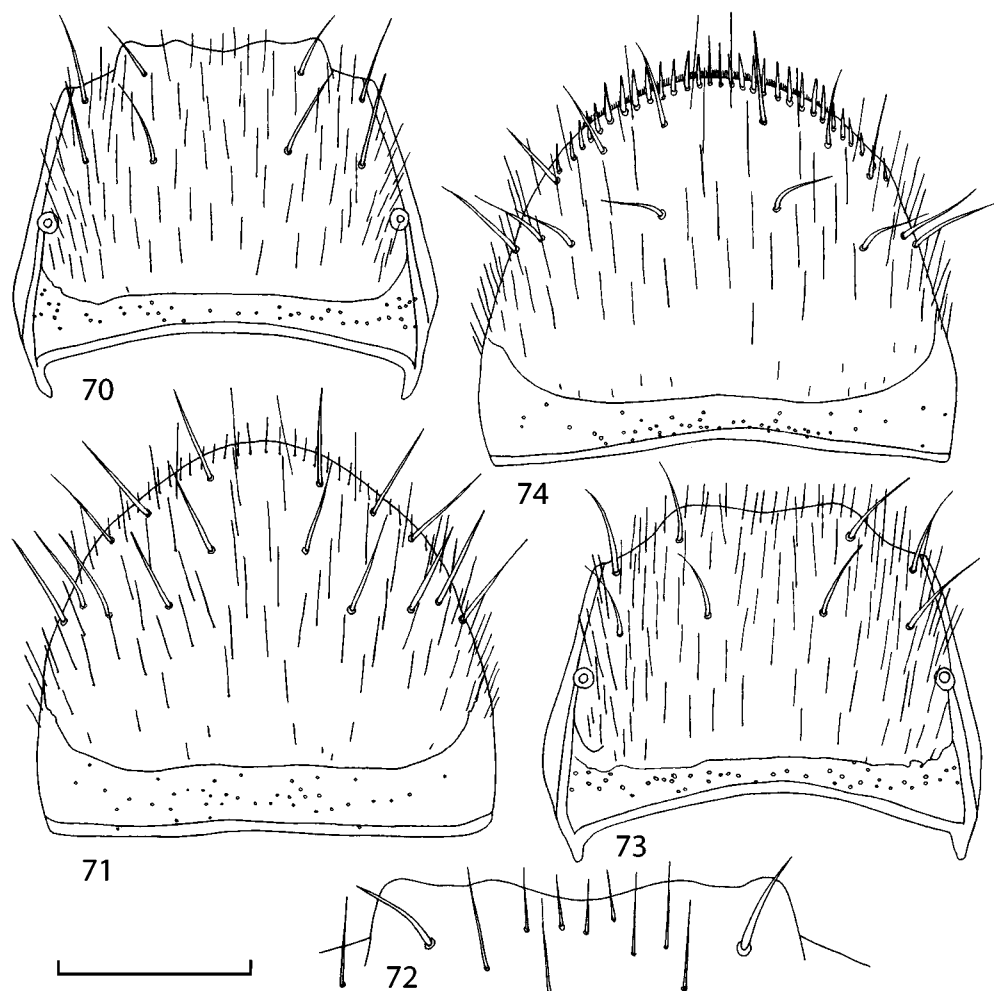
*Atheta* (*s. str.*) *gnoma* Casey, 1910a: 25, **syn. nov.**

*Atheta* (*s. str.*) *elota* Casey, 1910a: 26, **syn. nov.**

*Atheta* (*s. str.*) *insidiosa* Casey, 1910a: 26, **syn. nov.**

- Pseudota puricula* Casey, 1911a: 148, **syn. nov.**  
*Atheta* (s. str.) *candidula* Casey, 1911a: 94, **syn. nov.**  
*Atheta* (s. str.) *diffisa* Casey, 1911a: 95, **syn. nov.**  
*Atheta* (s. str.) *nata* Casey, 1911a: 95, **syn. nov.**  
*Atheta* (s. str.) *modiella* Casey, 1911a: 96, **syn. nov.**  
*Atheta* (s. str.) *vacillans* Casey, 1911a: 98, **syn. nov.**  
*Atheta* (s. str.) *frosti*: Fenyés, 1920: 213 (as valid species).  
*Atheta* (s. str.) *comitata*: Fenyés, 1920: 213 (as valid species).  
*Atheta* (s. str.) *gnoma*: Fenyés, 1920: 213 (as valid species).  
*Atheta* (s. str.) *elota*: Fenyés, 1920: 213 (as valid species).  
*Atheta* (s. str.) *insidiosa*: Fenyés, 1920: 213 (as valid species).  
*Atheta* (*Pancota*) *puricula*: Fenyés, 1920: 202 (as valid species).  
*Atheta* (s. str.) *candidula*: Fenyés, 1920: 214 (as valid species).  
*Atheta* (s. str.) *diffisa*: Fenyés, 1920: 214 (as valid species).  
*Atheta* (s. str.) *nata*: Fenyés, 1920: 214 (as valid species).  
*Atheta* (s. str.) *modiella*: Fenyés, 1920: 214 (as valid species).  
*Atheta* (s. str.) *vacillans*: Fenyés, 1920: 214 (as valid species).  
*Atheta* (s. str.) *frosti*: Bernhauer & Scheerpeltz, 1926: 643 (as valid species).  
*Atheta* (s. str.) *comitata*: Bernhauer & Scheerpeltz, 1926: 640 (as valid species).  
*Atheta* (s. str.) *gnoma*: Bernhauer & Scheerpeltz, 1926: 643 (as valid species).  
*Atheta* (s. str.) *elota*: Bernhauer & Scheerpeltz, 1926: 642 (as valid species).  
*Atheta* (s. str.) *insidiosa*: Bernhauer & Scheerpeltz, 1926: 644 (as valid species).  
*Atheta* (*Pancota*) *puricula*: Bernhauer & Scheerpeltz, 1926: 661 (as valid species).  
*Atheta* (s. str.) *candidula*: Bernhauer & Scheerpeltz, 1926: 639 (as valid species).  
*Atheta* (s. str.) *diffisa*: Bernhauer & Scheerpeltz, 1926: 641 (as valid species).  
*Atheta* (s. str.) *nata*: Bernhauer & Scheerpeltz, 1926: 646 (as valid species).  
*Atheta* (s. str.) *modiella*: Bernhauer & Scheerpeltz, 1926: 645 (as valid species).  
*Atheta* (s. str.) *vacillans*: Bernhauer & Scheerpeltz, 1926: 651 (as valid species).  
*Atheta* (s. str.) *frosti*: Moore & Legner, 1975: 361 (as valid species).  
*Atheta* (s. str.) *comitata*: Moore & Legner, 1975: 357 (as valid species).  
*Atheta* (s. str.) *gnoma*: Moore & Legner, 1975: 362 (as valid species).  
*Atheta* (s. str.) *elota*: Moore & Legner, 1975: 360 (as valid species).  
*Atheta* (s. str.) *insidiosa*: Moore & Legner, 1975: 363 (as valid species).  
*Atheta* (*Pancota*) *puricula*: Moore & Legner, 1975: 371 (as valid species; misspelled as *furicula*).  
*Atheta* (s. str.) *candidula*: Moore & Legner, 1975: 356 (as valid species).  
*Atheta* (s. str.) *diffisa*: Moore & Legner, 1975: 359 (as valid species).  
*Atheta* (s. str.) *nata*: Moore & Legner, 1975: 367 (as valid species).  
*Atheta* (s. str.) *modiella*: Moore & Legner, 1975: 366 (as valid species).  
*Atheta* (s. str.) *vacillans*: Moore & Legner, 1975: 376 (as valid species).  
*Xenota frosti*: Seevers, 1978: 268 (as valid species).  
*Xenota comitata*: Seevers, 1978: 268 (as valid species).  
*Xenota gnoma*: Seevers, 1978: 268 (as valid species).  
*Xenota elota*: Seevers, 1978: 268 (as valid species).  
*Xenota insidiosa*: Seevers, 1978: 268 (as valid species).  
*Pseudota puricula*: Seevers, 1978: 260 (as valid species).  
*Xenota candidula*: Seevers, 1978: 268 (as valid species).  
*Xenota diffisa*: Seevers, 1978: 268 (as valid species).  
*Xenota nata*: Seevers, 1978: 268 (as valid species).  
*Xenota modiella*: Seevers, 1978: 268 (as valid species).  
*Xenota vacillans*: Seevers, 1978: 269 (as valid species).





**FIGURES 70–74.** Abdominal segment 8 of *Atheta frosti* Bernhauer (male, lectotype of *At. modiella* Casey (70–72); and female, lectotype of *At. frosti* (73–74)). 70 — male tergum 8; 71 — male sternum 8; 72 — apex of male tergum 8; 73 — female tergum 8; 74 — female sternum 8. Scale bar 0.1 mm (72), 0.2 mm (70–71, 73–74).

**Type material.** Lectotype of *Atheta frosti* (here designated): ♀, “N.[ew] H.[ampshire] Fall”, “*frosti* Brh. Cotypus”, “7597”, “Chicago NHMus M.Bernhauer Collection”. Paralectotypes: ♂, “Frmghm. [Framingham] Mass.[achusetts] Frost”, “*frosti* Brh. Typus” (yellow label), “7008”, “Chicago NHMus M.Bernhauer Collection” (FMNH); ♀, “Penn.[sylvania]”, “Aug.[ust] [18]96”, red circle, “*nigritula* Amer. b. Gvh.”, “*frosti* Brh. Cotypus” (yellow label), “Chicago NHMus M.Bernhauer Collection”; ♂ (with the head and the apex of the abdomen missing), “Brooklyn, N.[ew] Y.[ork]”, “July”, white circle, “*frosti* Brh. Cotypus” (yellow label), “Chicago NHMus M.Bernhauer Collection” (FMNH).

Lectotype of *Atheta comitata* (here designated): ♂, “R.[hode] I.[sland, Boston Neck]”, “*Atheta comitata* Csy.”, “TYPE USNM 39217” (red label), “CASEY bequest 1925” (NMNH). Paralectotypes: 3♂♂, 5♀♀, “R.[hode] I.[sland, Boston Neck]”, “*comitata* PARATYPE USNM 39217” (red label), “CASEY bequest 1925” (NMNH).

Lectotype of *Atheta gnoma* (here designated): ♂, “N.[ew] Y.[ork, Catskill Mts.]”, “*Atheta gnoma* Csy.”, “TYPE USNM 39234” (red label), “CASEY bequest 1925” (NMNH).

Lectotype of *Atheta elota* (here designated): ♂, “N.[ew] Y.[ork, Catskill Mts.]”, “*Atheta elota* Csy.”, “TYPE USNM 39219” (red label), “CASEY bequest 1925” (NMNH). Paralectotypes: 4♂♂, 2♀♀, “N.[ew] Y.[ork, Catskill Mts.]”, “*elota* PARATYPE USNM 39219” (red label), “CASEY bequest 1925” (NMNH) (one additional paralectotype of *Atheta elota* (“N.[ew] Y.[ork, Catskill Mts.]”, “*elota*-5 PARATYPE USNM 39219” (red label), “CASEY bequest 1925” (NMNH)) belongs to *Atheta klagesi* Bernhauer).

Lectotype of *Atheta insidiosa* (here designated): ♂, “N.[ew] Y.[ork, Catskill Mts.]”, “*Atheta insidiosa* Csy.”, “TYPE USNM 39220” (red label), “CASEY bequest 1925” (NMNH). Paralectotypes: 7♂♂, 3♀♀, 1 specimen with the tip of the abdomen missing, “N.[ew] Y.[ork, Catskill Mts.]”, “*insidiosa* PARATYPE USNM 39220” (red label), “CASEY bequest 1925” (NMNH) (9 additional paralectotypes (“N.[ew] Y.[ork, Catskill Mts.]”, “*insidiosa* PARATYPE USNM 39220” (red label), “CASEY bequest 1925” (NMNH) belong to *Atheta klagesi* Bernhauer).

Lectotype of *Pseudota puricula* (here designated): ♂, “N.[ew] Y.[ork, Catskill Mts.]”, “*puricula* Csy.”, “TYPE USNM 39159” (red label), “CASEY bequest 1925” (NMNH). Paralectotype: ♂, “N.[ew] Y.[ork, Catskill Mts.]”, “*puricula* PARATYPE USNM 39159” (red label), “CASEY bequest 1925” (NMNH).

Lectotype of *Atheta candidula* (here designated): ♀, “N.[ew] Y.[ork, Catskill Mts.]”, “*candidula* Csy.”, “TYPE USNM 39232” (red label), “CASEY bequest 1925” (NMNH).

Lectotype of *Atheta diffisa* (here designated): ♂, “N.[ew] Y.[ork, Catskill Mts.]”, “*diffisa* Csy.”, “TYPE USNM 39233” (red label), “CASEY bequest 1925” (NMNH).

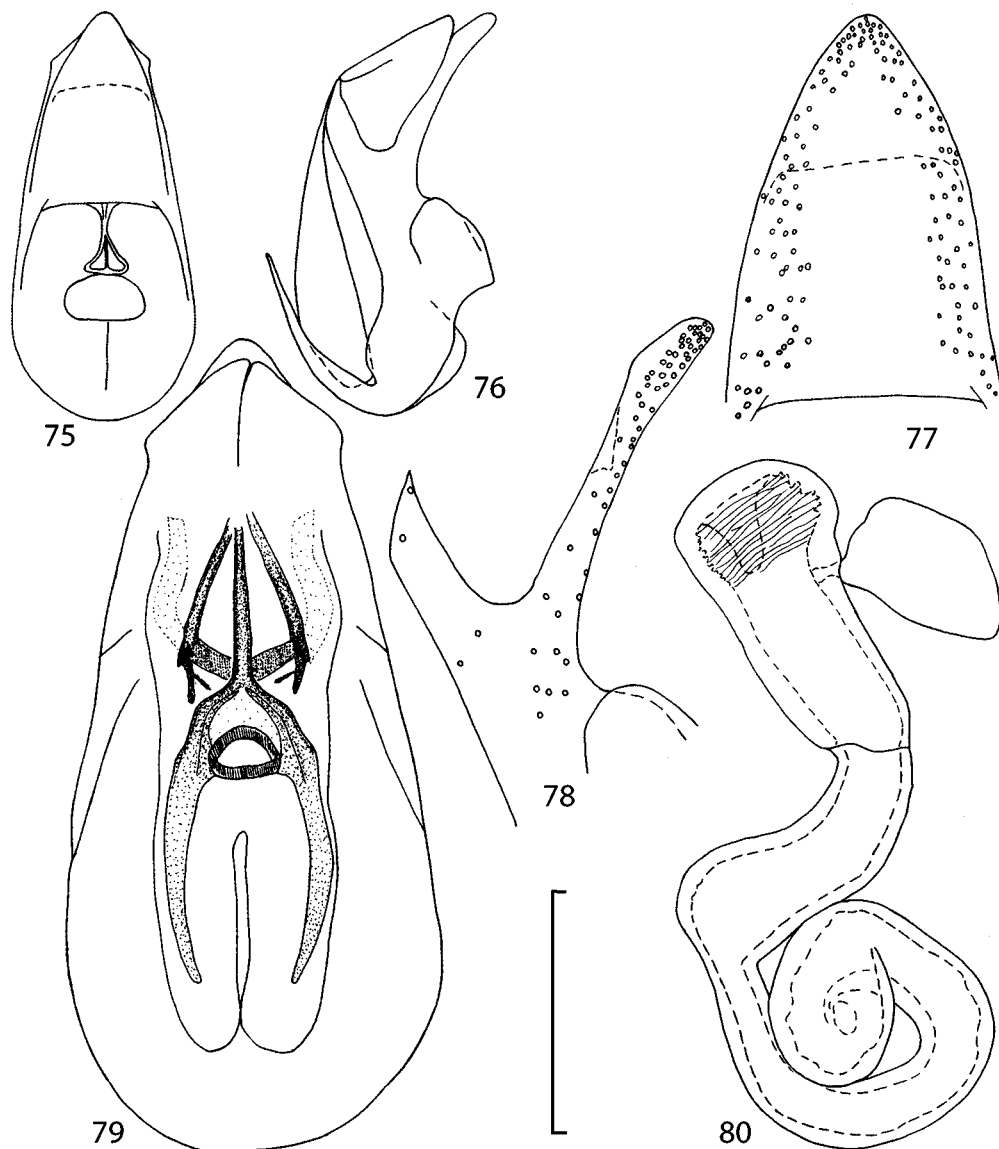
Lectotype of *Atheta nata* (here designated): ♀, “R.[hode] I.[sland, Boston Neck]”, “*nata* Csy.”, “TYPE USNM 39228” (red label), “CASEY bequest 1925” (NMNH).

Lectotype of *Atheta modiella* (here designated): ♂, “R.[hode] I.[sland, Boston Neck]”, “*modicella* [sic!] Csy.”, “TYPE USNM 39235” (red label), “CASEY bequest 1925” (NMNH).

Lectotype of *Atheta vacillans* (here designated): ♀, “R.[hode] I.[sland, Boston Neck]”, “*vacillans* Csy.”, “TYPE USNM 39222” (red label), “CASEY bequest 1925” (NMNH).

**Additional material. UNITED STATES: North Carolina:** Haywood Co.: ♂, 3♀♀, Cold Springs Creek, 29 km N Waynesville, 35°44.56'N 83°00.39'W, 650 m, 20.viii.1998 (V.I.Gusarov); Macon Co.: 3♂♂, ♀, Nantahala River, 26 km NWW Franklin, 35°15.37'N 83°39.24'W, 650 m, 21.viii.1998 (V.I.Gusarov) (SPSU); **Pennsylvania:** ♂, near

Philadelphia, (NMNH (Casey collection)); Adams Co.: ♂, 3♀, 15 km E Chambersburg, Michaux State Forest, 39°54.87'N 77°28.33'W, 400 m, in mushrooms, 18.viii.1998 (V.I.Gusarov) (SPSU); **Vermont:** Windsor Co.: ♀, 8 km SEE Springfield, Hwy. I-91, 43°14.00'N 72°26.81'W, 250 m, in forest litter, *Acer*, *Betula*, *Tsuga*, *Quercus*, 21.ix.1998 (V.I.Gusarov) (SPSU).



**FIGURES 75–80.** Genitalia of *Atheta frosti* Bernhauer (male, lectotype of *At. modiella* Casey (75–79); and female, lectotype of *At. frosti* (80)). 75 — median lobe, parameral view; 76 — median lobe, lateral view; 77 — apex of median lobe, parameral view; 78 — apex of median lobe, lateral view; 79 — median lobe with retracted internal sac, abparameral view; 80 — spermatheca. Scale bar 0.1 mm (77–80), 0.2 mm (75–76).

**Diagnosis.** *Atheta frosti* is closely related to Palearctic *At. nigracula* (Gravenhorst, 1802) but differs in the shape of the male tergum 8 (Figs. 70, 72), the aedeagus (Figs. 75–79) and spermatheca (Fig. 80).

**Discussion.** The types of *At. frosti*, *At. comitata*, *At. gnoma*, *At. elota*, *At. insidiosa*, *Ps. puricula*, *At. candidula*, *At. diffusa*, *At. nata*, *At. modiella* and *At. vacillans* are similar in external characters and in the shape of the aedeagus and spermatheca. All these names are considered to be synonyms.

**Distribution.** *Atheta frosti* is widely distributed in the eastern United States (Vermont, New Hampshire, Massachusetts, Rhode Island, New York, Pennsylvania and North Carolina) but its distribution is poorly documented.

***Atheta (Tetropla) nigracula* (Gravenhorst, 1802)**

(Fig. 117 in Strand & Vik, 1964; Fig. 7, p. 154 in Benick & Lohse 1974)

*Aleochara nigracula* Gravenhorst, 1802: 85.

*Homalota socialis* Erichson, 1839, var. c: 103 (as valid name for *Aleochara nigracula* Gravenhorst, 1802).

*Homalota (Tetropla) nigracula*: Mulsant & Rey, 1874a: 529 (as valid species).

*Atheta (s. str.) nigracula*: Bernhauer & Scheerpeltz, 1926: 646 (as valid species).

*Atheta (s. str.) nigracula*: Strand & Vik, 1964: 331 (as valid species).

*Atheta (Tetropla) nigracula*: Benick & Lohse, 1974: 154 (as valid species).

(Other references are omitted)

**Type material.** Lectotype of *Aleochara nigracula* (here designated): ♀ (with the head and pronotum missing), “var. c. *A. nigracula* Gr.”, “*nigracula* Gr.” (ZMHB).

**Additional material. UKRAINE: Crimea:** Simferopol’ distr.: 10 specimens, Krasnoles’ye, 400 m, in rotting wood and on mushrooms, 27.v.1990 (V.I.Gusarov) (SPSU); **Ivano-Frankovsk Reg.:** 7 specimens, Nadvornaya, on polypore mushrooms, 6.viii.1978 (S.Mosyakin) (SPSU).

**Diagnosis.** See Benick & Lohse (1974).

**Discussion.** The types of *Ale. nigracula* were examined to clarify the status of *At. frosti* and *At. nigracula*. The historic collection at ZMHB which contains the Gravenhorst types has several specimens arranged as *Aleochara nigracula* in the following order: the label at the bottom of the drawer “var. c. *A. nigracula* Gr.” is followed by 11 specimens: 1) ♀ (with the head and pronotum missing), labeled “*nigracula* Gr.”; 2) ♀, without labels; 3) ♀, without labels; 4) ♂, without labels; 5) ♀, without labels; 6) a specimen labeled “*fungicola* Kraatz”; 7) a specimen without labels; 8) a specimen labeled “var. d”; 9) a specimen without labels; 10) a specimen labeled “Sard. Géné”; 11) a specimen labeled “Ural Er.”. These 11 specimens complete the row. The next row starts with a label at the bottom of the drawer “var.?” which is followed by 7 specimens: 12–15) four unlabeled specimens,

16) a specimen labeled “Aust. ...[illegible]”; 17–18) two specimens mounted on the same card labeled “Pallau *H. socialis* var. *nigra* Gve.”. Apparently, the specimens listed above had been arranged by Erichson, who described *Homalota socialis* Erichson, 1839 and listed *Aleochara nigrigula* Gravenhorst as “Var. c” of *H. socialis*. Therefore only the specimens (Nos. 1–7) which follow the label “var. c” qualify as potential syntypes of *Aleochara nigrigula*. My examination of these seven specimens demonstrated that only specimen No. 1 belongs to *At. nigrigula* in the commonly used sense (*e. g.*, Strand & Vik 1964; Benick & Lohse 1974); specimens No. 2 and No. 5 belong to *At. pallidicornis* (Thomson, 1856); specimen No. 3 belongs to *Dalotia coriaria* (Kraatz, 1856); specimen No. 4 belongs to *At. gagatina* (Baudi, 1848); specimen No. 6 is not conspecific with *At. nigrigula* and has the pronotal pubescence of type I; specimen No. 7 is not conspecific with *At. nigrigula* and has the pronotal pubescence of type II. Specimen No. 1 was selected as the lectotype of *Aleochara nigrigula*. The spermatheca of that specimen matches the illustrations by Strand and Vik (1964: Fig. 117) and Benick and Lohse (1974, p. 154: Fig. 7).

*Atheta nigrigula* (Gravenhorst, 1802) is the types species of the subgenus *Tetropla* Mulsant & Rey, 1874a (by subsequent designation, fixed by Blackwelder (1952)).

**Distribution.** *Atheta nigrigula* is a common European species associated with fungi. It has been reported from North America (Bernhauer 1907; Bernhauer & Scheerpeltz 1926) but, to the best of my knowledge, does not occur there. The examined North American specimens formerly identified as *At. nigrigula* turned out to be *At. frosti* Bernhauer, 1909, a closely related but separate species.

### ***Atheta (Alaobia) ventricosa* Bernhauer, 1907**

(Figs. 81–92)

*Atheta (s. str.) sodalis*: Bernhauer, 1907: 391 (misidentification).

*Atheta (s. str.) ventricosa* Bernhauer, 1907: 391.

*Atheta (s. str.) mollicula* Casey, 1910a: 37, **syn. nov.**

*Sableta (Canastota) phrenetica* Casey, 1910a: 111, **syn. nov.**

*Atheta (Delphotia) callens* Casey, 1911a: 87, **syn. nov.**

*Atheta (s. str.) franklini* Casey, 1911a: 89, **syn. nov.**

*Atheta (s. str.) postulans* Casey, 1911a: 90, **syn. nov.**

*Atheta (s. str.) ventricosa*: Fenyés, 1920: 213 (as valid species).

*Atheta (s. str.) mollicula*: Fenyés, 1920: 214 (as valid species).

*Atheta (Sableta) phrenetica*: Fenyés, 1920: 221 (as valid species).

*Atheta (s. str.) callens*: Fenyés, 1920: 215 (as valid species).

*Atheta (s. str.) franklini*: Fenyés, 1920: 214 (as valid species).

*Atheta (s. str.) postulans*: Fenyés, 1920: 214 (as valid species).

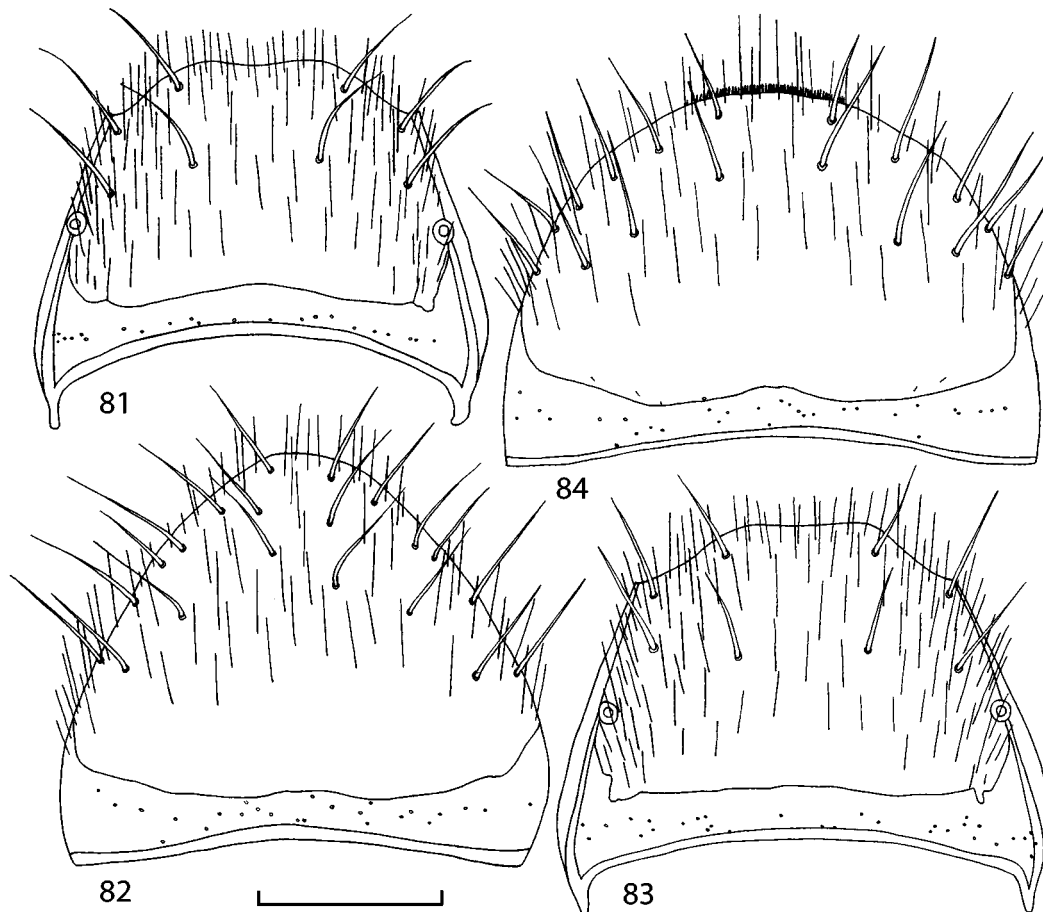
*Atheta (s. str.) ventricosa*: Bernhauer & Scheerpeltz, 1926: 651 (as valid species).

*Atheta (s. str.) mollicula*: Bernhauer & Scheerpeltz, 1926: 645 (as valid species).

*Atheta (Sableta) phrenetica*: Bernhauer & Scheerpeltz, 1926: 666 (as valid species).

*Atheta (s. str.) callens*: Bernhauer & Scheerpeltz, 1926: 639 (as valid species).

- Atheta (s. str.) franklini*: Bernhauer & Scheerpeltz, 1926: 643 (as valid species).  
*Atheta (s. str.) postulans*: Bernhauer & Scheerpeltz, 1926: 648 (as valid species).  
*Atheta (s. str.) ventricosa*: Moore & Legner, 1975: 377 (as valid species).  
*Atheta (s. str.) mollicula*: Moore & Legner, 1975: 366 (as valid species).  
*Atheta (Sableta) phrenetica*: Moore & Legner, 1975: 370 (as valid species; misspelled as *phenetica*).
- Atheta (s. str.) callens*: Moore & Legner, 1975: 356 (as valid species).  
*Atheta (s. str.) franklini*: Moore & Legner, 1975: 361 (as valid species).  
*Atheta (s. str.) postulans*: Moore & Legner, 1975: 370 (as valid species).  
*Xenota ventricosa*: Seevers, 1978: 269 (as valid species).  
*Xenota mollicula*: Seevers, 1978: 270 (as valid species).  
*Canastota phrenetica*: Seevers, 1978: 258 (as valid species).  
*Xenota callens*: Seevers, 1978: 268 (as valid species).  
*Xenota franklini*: Seevers, 1978: 268 (as valid species).  
*Xenota postulans*: Seevers, 1978: 271 (as valid species).



**FIGURES 81–84.** Abdominal segment 8 of *Atheta ventricosa* Bernhauer (male, Baranof Island, Alaska (81–82); and female, Metlakatla, British Columbia (83–84)). 81 — male tergum 8; 82 — male sternum 8; 83 — female tergum 8; 84 — female sternum 8. Scale bar 0.2 mm.

**Type material.** Lectotype of *Atheta ventricosa* (here designated): ♀, “Mt. Arlingtn [Mount Arlington] N.[ew] J.[ersey]”, “Sept.”, white circle, “*pedicularis* Melsh.? v. Fenyés det. Bernhauer”, “*ventricosa* Brh. Typus”, “Chicago NHMus M.Bernhauer Collection”. Paralectotypes: ♀, “Ithaca, N.[ew] Y.[ork] Wickham”, “129.”, “*ventricosa* Brh. Cotypus” (yellow label), “Chicago NHMus M.Bernhauer Collection”; ♀ (had been mounted on the same card as the lectotype), “Mt. Arlingtn [Arlington] N.[ew] J.[ersey]”, “Sept.”, white circle, “*pedicularis* Melsh.? v. Fenyés det. Bernhauer”, “*ventricosa* Brh. Typus”, “Chicago NHMus M.Bernhauer Collection”; ♂, “Blue Ridge Mts. 9-04 [ix.1904?] N.[orth] C.[arolina]”, “Beyer”, “*ventricosa* Brh. Cotypus” (yellow label), “Chicago NHMus M.Bernhauer Collection”; 1 destroyed specimen with only metatrochanters remaining, “Blue Ridge Mts. 9-04 [ix.1904?] N.[orth] C.[arolina]”, “Beyer”, “128”, “*ventricosa* Brh. Cotypus” (yellow label), “Chicago NHMus M.Bernhauer Collection” (FMNH).

Lectotype of *Atheta mollicula* (here designated): ♂, “Metlakatla B.[ritish] Col.[umbia] Keen”, “*Atheta mollicula* Csy.”, “TYPE USNM 39266” (red label), “CASEY bequest 1925” (NMNH). Paralectotypes: 2♀♀, “Metlakatla B.[ritish] Col.[umbia] Keen”, “*mollicula* PARATYPE USNM 39266” (red label), “CASEY bequest 1925” (NMNH).

Lectotype of *Sableta phrenetica* (here designated): ♂, “Metlakatla B.[ritish] Col.[umbia] Keen”, “*phrenetica* Csy.”, “TYPE USNM 39140” (red label), “CASEY bequest 1925” (NMNH).

Lectotype of *Atheta callens* (here designated): ♀, “D.[istrict of] C.[olumbia]”, “*callens* Csy.”, “TYPE USNM 39491” (red label), “CASEY bequest 1925” (NMNH).

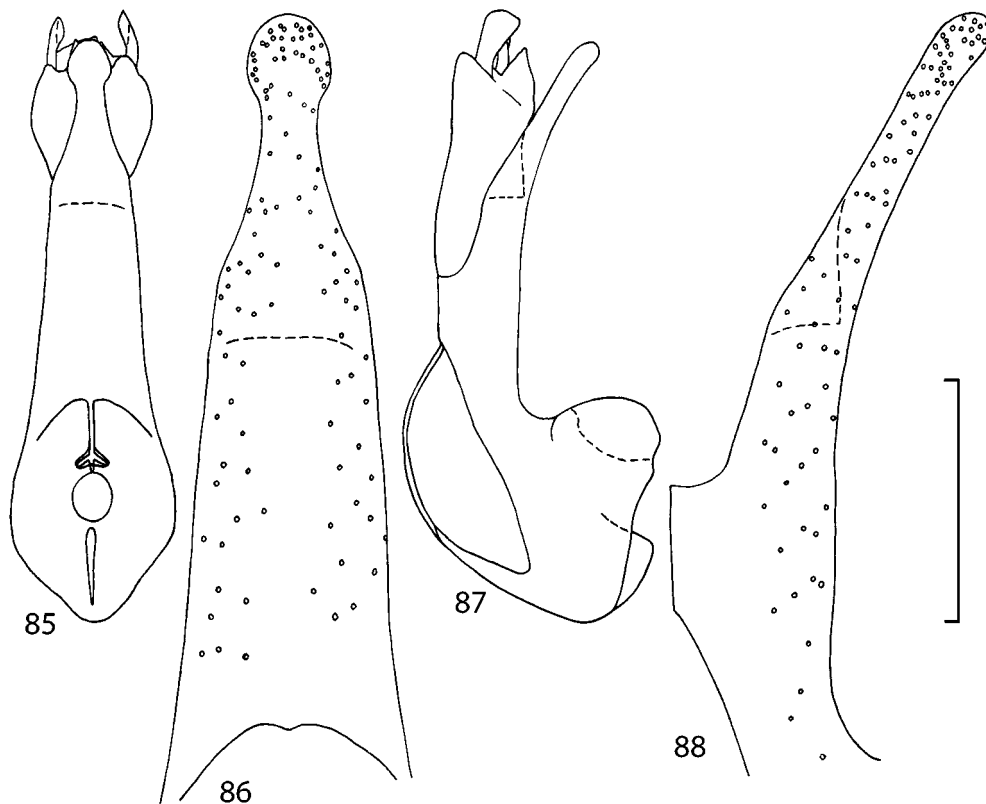
Lectotype of *Atheta franklini* (here designated): ♀, “Buena Vista Spg. [Springs] Franklin Co. Pa. [Pennsylvania]”, “*Ath. franklini* Csy.”, “TYPE USNM 39314” (red label), “CASEY bequest 1925” (NMNH). Paralectotypes: 3♀♀, “Buena Vista Spg. [Springs] Franklin Co. Pa. [Pennsylvania]”, “*franklini* PARATYPE USNM 39314” (red label), “CASEY bequest 1925” (NMNH).

Lectotype of *Atheta postulans* (here designated): ♀, “Metlakatla B.[ritish] Col.[umbia] Keen”, “*postulans* Csy.”, “TYPE USNM 39307” (red label), “CASEY bequest 1925” (NMNH). Paralectotypes: 2♀♀, “Metlakatla B.[ritish] Col.[umbia] Keen”, “*postulans* PARATYPE USNM 39307” (red label), “CASEY bequest 1925” (NMNH).

**Additional material. UNITED STATES: Alaska:** ♀, 16 km NW Lituya Bay, pitfalls in hemlock forest, 15 m, vi-ix[.1977] (D.Mann); 3 specimens, 10 km SE Lituya Bay, pitfalls in hemlock forest, 35 m, vi-4.ix.1977 (D.Mann); 7 specimens, 16 km NW of Lituya Bay, pitfalls in edge of spruce forest, 10 m, vi-4.ix.1977 (D.Mann); ♂, Baranof Is., 5 mi. ESE of Sitka, 19.vii.1980 (L.Herman); 3♂♂, Baranof Island, NNE of Sitka, Indian River, 20.vii.1980 (L.Herman) (AMNH); **New York:** Orange Co.: ♂, ♀, 5 specimens, 8 km S New Windsor, Black Rock Forest, 23–25.v.1998 (V.I.Gusarov) (SPSU); **Vermont:** Windsor Co.: ♂, ♀, 3 specimens, 8 km SEE Springfield, Hwy. I-91, 43°14.00'N 72°26.81'W, 250 m, in forest litter, *Acer*, *Betula*, *Tsuga*, *Quercus*, 21.ix.1998 (V.I.Gusarov) (SPSU); **CANADA: New Brunswick:** Sunbury Co.: ♂, Acadia Research Forest, pitfall

trap, 28.vii.1999 (G.Gesner); ♀, ditto but 21.vii.1999 (SPSU); **Ontario:** ♂, 74 km NWW Sault Ste. Marie, Hwy. 17, slope facing Lake Superior, 47°09.61'N 84°41.90'W, 80 m, in forest litter, *Betula*, *Picea*, *Populus*, *Acer*, *Pinus*, 11.vii.1999 (V.I.Gusarov) (SPSU).

**Diagnosis.** *Atheta ventricosa* is very similar to *At. sodalis* (Erichson, 1837) but differs in the shape of the aedeagus (Figs. 85–88, 90–92) (particularly the apex of the median lobe (Figs. 85–86) and the sclerites of the internal sac (Figs. 90–92)), and the posterior margin of the male tergum 8 (Fig. 81).

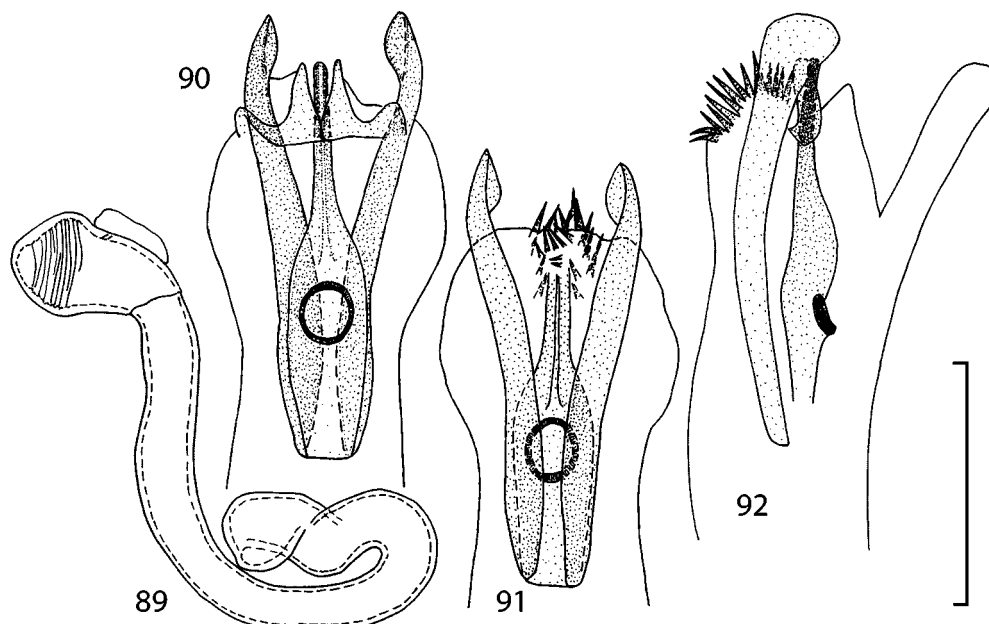


**FIGURES 85–88.** Aedeagus of *Atheta ventricosa* Bernhauer (male, Baranof Island, Alaska). 85 — median lobe, parameral view; 86 — apex of median lobe, parameral view; 87 — median lobe, lateral view; 88 — apex of median lobe, lateral view. Scale bar 0.1 mm (86, 88), 0.2 mm (85, 87).

**Discussion.** The types of *At. ventricosa*, *At. mollicula*, *Sa. phrenetica*, *At. callens*, *At. franklini* and *At. postulans* are similar in external characters and the shape of the aedeagus and spermatheca. All these names are considered to be synonyms.

**Distribution.** *Atheta ventricosa* is a widespread species but its distribution is poorly documented. It is known from the United States (Alaska, Vermont, New York, New Jersey, Pennsylvania, District of Columbia and North Carolina) and Canada (British Columbia, Ontario and New Brunswick).





**FIGURES 89–92.** Genitalia of *Atheta ventricosa* Bernhauer (female, Lituya Bay, Alaska (89); male, Baranof Island, Alaska (90–92)). 89 — spermatheca; 90 — apex of median lobe with partially everted internal sac, parameral view; 91 — apex of median lobe with partially everted internal sac, abparameral view; 92 — apex of median lobe with partially everted internal sac, lateral view. Scale bar 0.1 mm (90–92), 0.2 mm (89).

***Atheta (Alaobia) sodalis* (Erichson, 1837)**

(Fig. 68 in Strand & Vik 1964; Fig. 2, p. 175 in Benick & Lohse 1974)

*Homalota sodalis* Erichson, 1837: 328.

*Atheta (s. str.) sodalis*: Bernhauer & Scheerpeltz, 1926: 649 (as valid species).

*Atheta (Alaobia) sodalis*: Strand & Vik, 1964: 332 (as valid species).

*Atheta* (Mischgruppe II) *sodalis*: Benick & Lohse, 1974: 173 (as valid species).

*Atheta (Alaobia) sodalis*: Silfverberg, 1992: 29 (as valid species).

(Other references are omitted)

**Type material.** Lectotype of *Homalota sodalis* (here designated): ♂ (the specimen No. 3 among the three potential syntypes of *H. sodalis*; see Discussion) (ZMHB).

**Additional material.** **GERMANY:** ♂, env. of Bayreuth, 30.ix.1992; ♀, Bavaria, Mittelfranken, env. of Feuchtwangen, vi.1991 (Th.Blick) (SPSU); **RUSSIA:** **Samara Reg.:** 2 specimens, Zhiguli Nature Reserve, 25.vii–15.viii.1988 (Krasnobayev) (SPSU).

**Diagnosis.** See Benick & Lohse (1974).

**Discussion.** The types of *Homalota sodalis* were examined to clarify the status of *At. ventricosa* and *At. sodalis*. The historic collection at ZMHB which contains the Erichson types has 5 specimens arranged as *Homalota sodalis* in the following order: 1) ♀, labeled “*sodalis* Er. Berol. [Berlin] Er. [Erichson]”, “5411”; 2) ♂, without labels; 3) ♂, without labels; 4) ♂, labeled “Aust.”; 5) ♀, without labels. My examination of these five specimens demonstrated that only specimens Nos. 1–4 belonged to *At. sodalis* in the commonly used sense (*e. g.*, Strand & Vik 1964; Benick & Lohse 1974). In specimen No. 5 the shape of the antennal articles is different and that specimen is not conspecific with *At. sodalis*. Specimen No. 4 is not a syntype because it was not collected in the type locality of *At. sodalis* (Mark Brandenburg). Specimen No. 3 was selected as the lectotype. It agrees with the commonly accepted concept of this species in external characters, including the shape of the tergum 8. The lectotype was not dissected. Specimens Nos. 1 and 2 were labeled as paralectotypes.

**Distribution.** *Atheta sodalis* is a common European species. Although formerly reported from North America (Bernhauer & Scheerpeltz 1926), to the best of my knowledge, *At. sodalis* does not occur there. In North America *At. sodalis* is replaced by a closely related species, *At. ventricosa* Bernhauer, 1907.

### *Atheta klagesi* Bernhauer, 1909

(Figs. 93–102)

*Atheta (s. str.) klagesi* Bernhauer, 1909: 524.

*Atheta (Delphota) cephalina* Casey, 1910a: 18, **syn. nov.**

*Atheta (s. str.) nympha* Casey, 1910a: 42, **syn. nov.**

*Atheta (s. str.) discreta* Casey, 1910a: 42 (*nec* Casey, 1893: 335, *nec* Casey, 1910a: 79), **syn. nov.**

*Pseudota dissensa* Casey, 1910a: 115, **syn. nov.**

*Atheta (s. str.) villica* Casey, 1911a: 97, **syn. nov.**

*Atheta (s. str.) klagesi*: Fenyes, 1920: 213 (as valid species).

*Atheta (s. str.) cephalina*: Fenyes, 1920: 215 (as valid species).

*Atheta (s. str.) nympha*: Fenyes, 1920: 214 (as valid species).

*Atheta (s. str.) discreta*: Fenyes, 1920: 214 (as preoccupied name).

*Atheta (Pancota) dissensa*: Fenyes, 1920: 202 (as valid species).

*Atheta (s. str.) villica*: Fenyes, 1920: 214 (as valid species).

*Atheta (s. str.) klagesi*: Bernhauer & Scheerpeltz, 1926: 644 (as valid species).

*Atheta (s. str.) cephalina*: Bernhauer & Scheerpeltz, 1926: 640 (as valid species).

*Atheta (s. str.) nympha*: Bernhauer & Scheerpeltz, 1926: 647 (as valid species).

*Atheta (s. str.) discreta*: Bernhauer & Scheerpeltz, 1926: 641 (as preoccupied name).

*Atheta (Pancota) dissensa*: Bernhauer & Scheerpeltz, 1926: 661 (as valid species).

*Atheta (s. str.) villica*: Bernhauer & Scheerpeltz, 1926: 651 (as valid species).

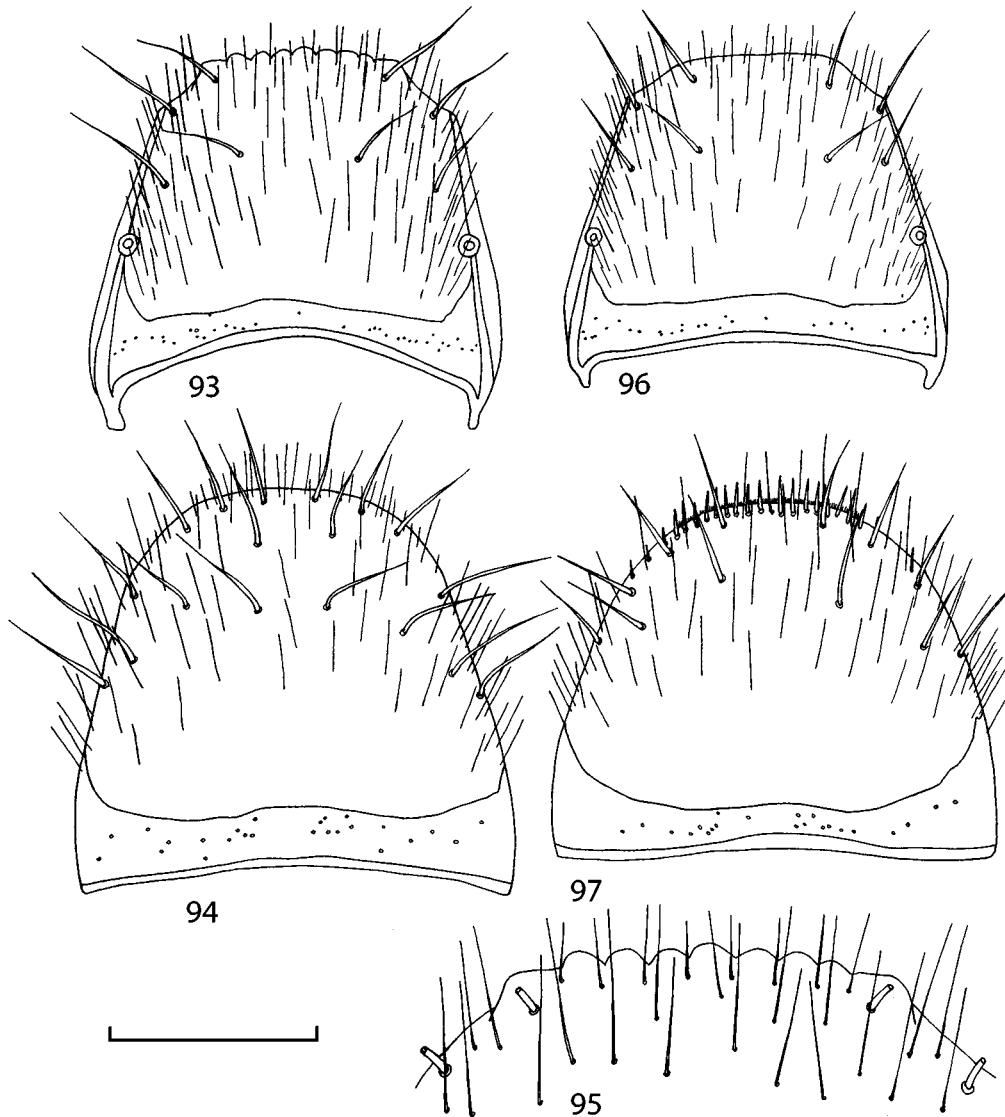
*Atheta (s. str.) disca* Moore & Legner, 1975: 359 (replacement name for *At. discreta* Casey, 1910a: 42), **syn. nov.**

*Atheta (s. str.) discreta*: Moore & Legner, 1975: 359 (as synonym of *At. disca*).

*Xenota klagesi*: Seevers, 1978: 268 (as valid species).

*Xenota cephalina*: Seevers, 1978: 268 (as valid species).

*Xenota nympa*: Seevers, 1978: 268 (as valid species).  
*Xenota discreta*: Seevers, 1978: 268 (as valid species).  
*Pseudota dissensa*: Seevers, 1978: 260 (as valid species).  
*Xenota villica*: Seevers, 1978: 269 (as valid species).



**FIGURES 93–97.** Abdominal segment 8 of *Atheta klagesi* Bernhauer (male, lectotype of *At. klagesi* (93–95); and female, paralectotype of *At. nympa* Casey (96–97)). 93 — male tergum 8; 94 — male sternum 8; 95 — apex of male tergum 8; 96 — female tergum 8; 97 — female sternum 8. Scale bar 0.1 mm (95), 0.2 mm (93–94, 96–97).

**Type material.** Lectotype of *Atheta klagesi* (here designated): ♂, “Me. [Maine]”, “Frost”, “1654.”, “153.”, “*Klagesi* Brh. Cotypus. Fenyès” (yellow label), “Chicago

NHMus M.Bernhauer Collection" (FMNH). Paralectotypes: ♀, "Jeannette, viii, Pa. [Pennsylvania], "Klages", "*Klagesi* Brh. Cotypus. Fenyés" (yellow label), "Chicago NHMus M.Bernhauer Collection"; ♂, "Jeannette, viii, Pa. [Pennsylvania], H.G.Klages.", "*Klagesi* Brh. Typus. Fenyés" (yellow label), "Chicago NHMus M.Bernhauer Collection" (FMNH).

Lectotype of *Atheta cephalina* (here designated): ♂, "Ia. [Iowa (Brendel)]", "♂", "*Delphota cephalina* Csy.", "TYPE USNM 39485" (red label), "CASEY bequest 1925" (NMNH). Paralectotype: ♀, "Ia. [Iowa (Brendel)]", "*cephalina* PARATYPE USNM 39485" (red label), "CASEY bequest 1925" (NMNH).

Lectotype of *Atheta nympa* (here designated): ♂, "N.[ew] Y.[ork, Catskill Mts.]", "*Atheta nympa* Csy.", "TYPE USNM 39276" (red label), "CASEY bequest 1925" (NMNH). Paralectotypes: 5♂♂, 3♀♀, "N.[ew] Y.[ork, Catskill Mts.]", "*nympa* PARATYPE USNM 39276" (red label), "CASEY bequest 1925" (NMNH).

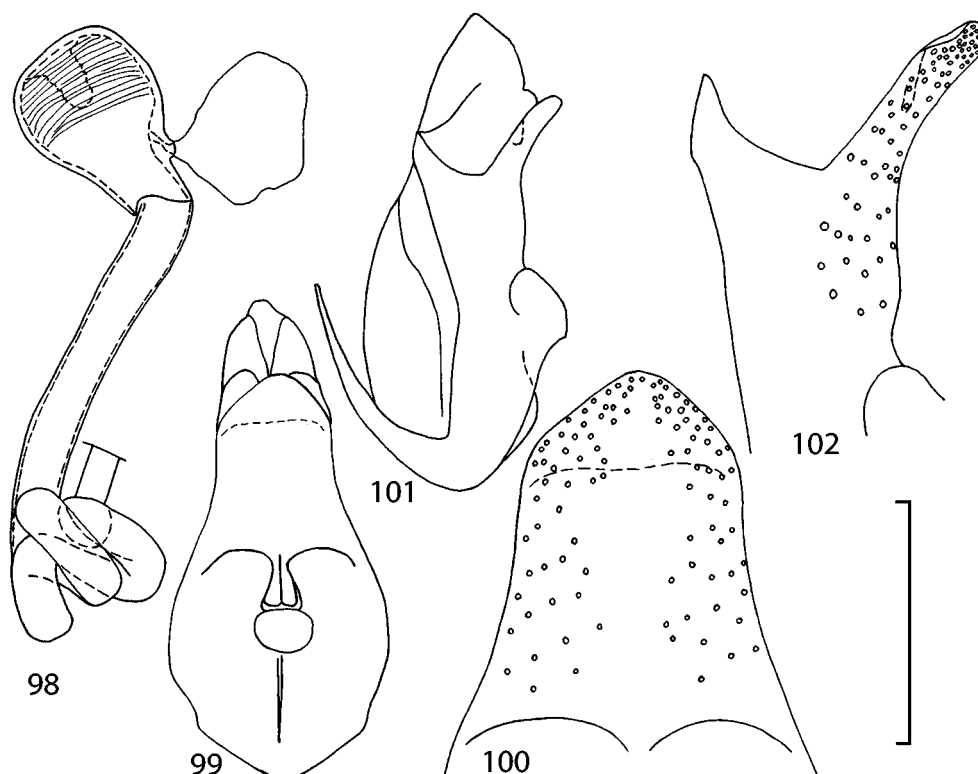
Lectotype of *Atheta discreta* (here designated): ♂, "N.[ew] Y.[ork, Catskill Mts.]", "*Atheta discreta* Csy.", "TYPE USNM 39278" (red label), "CASEY bequest 1925" (NMNH).

Lectotype of *Pseudota dissensa* (here designated): ♂, "Penn.[sylvania, Philadelphia]", "*Pseudota dissensa* Csy.", "TYPE USNM 39147" (red label), "CASEY bequest 1925" (NMNH).

Holotype of *Atheta villica*: ♀, "Penn.[sylvania, near Philadelphia]", "*villica* Csy.", "TYPE USNM 39231" (red label), "CASEY bequest 1925" (NMNH).

**Additional material. UNITED STATES: Minnesota:** Lake Co.: ♂, 22 km NE Two Harbors, Split Rock Lighthouse State Park, Hwy. 61, 47°10.99'N 91°24.52'W, 70 m, in forest litter, *Betula*, *Picea*, *Populus*, *Rubus*, *Majanthemum*, ferns, 10.vii.1999 (V.I.Gusarov) (SPSU); **New Jersey:** Warren Co.: 2♀♀, 24 km NW Hackettstown, Dunnfield Creek Nat. Area, 40°58.33'N 75°07.49'W, 20 m, *Quercus*, *Acer*, 5.iv.1999 (V.I.Gusarov) (SPSU); **New York:** Orange Co.: 3♂♂, 2♀♀, 8 km S New Windsor, Black Rock Forest, 9.v.1998 (V.I.Gusarov); 5♂♂, 2♀♀, ditto but 23–25.v.1998 (SPSU); **CANADA: Québec:** ♂, Parc de la Gatineau, 11 km E Chelsea, Champlain, 26.ix.1998 (V.I.Gusarov); ♂, Châte-aux-Galets, 1.viii.1994; ♂, 190 km NW Montréal, Mont-Laurier, 46°34'N 75°29'W, 5.vii.1994 (SPSU).

**Diagnosis.** *Atheta klagesi* can be recognized by the following combination of characters: head and abdominal terga 5–6 black; pronotum, abdominal terga 3–4 and 7–8, and antennal articles 4–11 or 3–11 brown; elytra yellow with vaguely defined darker areas around scutellum and in postero-lateral angles; antennal articles 1–2 or 1–3, legs and mouthparts yellow; antennal articles 5–10 strongly transverse, article 10 twice as wide as long; pronotal pubescence of type V (Benick & Lohse 1974); mesotibial macrosetae thin, as long as tibial width; posterior margin of male tergum 8 convex and crenulate (Figs. 93, 95); aedeagus as in Figs. 99–102; and spermatheca as in Fig. 98.



**FIGURES 98–102.** Genitalia of *Atheta klagesi* Bernhauer (male, lectotype of *At. klagesi* (99–102); and female, paralectotype of *At. nympha* Casey (98)). 98 — spermatheca; 99 — median lobe, parameral view; 100 — apex of median lobe, parameral view; 101 — median lobe, lateral view; 102 — apex of median lobe, lateral view. Scale bar 0.1 mm (98, 100, 102), 0.2 mm (99, 101).

**Discussion.** The types of *At. klagesi*, *At. cephalina*, *At. nympha*, *At. discreta*, *Ps. dissensa* and *At. villica* are similar in external characters and the shape of the aedeagus and spermatheca. All these names are considered to be synonyms.

*Atheta cephalina* is the type species of the subgenus *Delphota* Casey, 1910a by original designation. *Pseudota dissensa* is the type species of the genus *Pseudota* Casey, 1910a by original designation (Casey first species rule). Casey did not specifically state in his description of *Pseudota* that *Ps. dissensa* was the type species of *Pseudota*; however, while designating the type species of *Noverota* Casey, 1910a in the same paper, Casey stated (1910a, p. 90): “The first species may be regarded as the type, as in all other cases where the type is not specifically named”.

Since both *At. cephalina* and *Ps. dissensa* are synonyms of *At. klagesi*, the names *Delphota* and *Pseudota* are subjective synonyms of each other, irrespective of what subgenera in the genus *Atheta* are accepted as valid. The problem of subgeneric placement of *At. klagesi* within *Atheta* is outside the scope of the present paper. The matter will be addressed in a separate work when the generic revision of the tribe Athetini is completed.

**Distribution.** *Atheta klagesi* is known from the eastern United States (Minnesota, Iowa, Pennsylvania, New Jersey, New York, Maine) and eastern Canada (Québec).

***Atheta annexa* Casey, 1910a**

(Figs. 50–55, 78–82 in Klimaszewski & Peck 1986)

- Atheta* (s. str.) *annexa* Casey, 1910a: 43.  
*Atheta* (s. str.) *citata* Casey, 1910a: 41, **syn. nov.**  
*Atheta* (s. str.) *evecta* Casey, 1910a: 44, **syn. nov.**  
*Atheta* (s. str.) *propitia* Casey, 1911a: 99, **syn. nov.**  
*Atheta* (s. str.) *palpator* Casey, 1911a: 99, **syn. nov.**  
*Atheta* (s. str.) *burra* Casey, 1911a: 100, **syn. nov.**  
*Atheta* (s. str.) *nacta* Casey, 1911a: 101, **syn. nov.**  
*Atheta* (s. str.) *annexa*: Fenyés, 1920: 214 (as valid species).  
*Atheta* (s. str.) *citata*: Fenyés, 1920: 214 (as valid species).  
*Atheta* (s. str.) *evecta*: Fenyés, 1920: 214 (as valid species).  
*Atheta* (s. str.) *propitia*: Fenyés, 1920: 215 (as valid species).  
*Atheta* (s. str.) *palpator*: Fenyés, 1920: 215 (as valid species).  
*Atheta* (s. str.) *burra*: Fenyés, 1920: 215 (as valid species).  
*Atheta* (s. str.) *nacta*: Fenyés, 1920: 215 (as valid species).  
*Atheta* (s. str.) *annexa*: Bernhauer & Scheerpeltz, 1926: 638 (as valid species).  
*Atheta* (s. str.) *citata*: Bernhauer & Scheerpeltz, 1926: 640 (as valid species).  
*Atheta* (s. str.) *evecta*: Bernhauer & Scheerpeltz, 1926: 642 (as valid species).  
*Atheta* (s. str.) *propitia*: Bernhauer & Scheerpeltz, 1926: 649 (as valid species).  
*Atheta* (s. str.) *palpator*: Bernhauer & Scheerpeltz, 1926: 648 (as valid species).  
*Atheta* (s. str.) *burra*: Bernhauer & Scheerpeltz, 1926: 639 (as valid species).  
*Atheta* (s. str.) *nacta*: Bernhauer & Scheerpeltz, 1926: 646 (as valid species).  
*Atheta* (s. str.) *annexa*: Moore & Legner, 1975: 354 (as valid species).  
*Atheta* (s. str.) *citata*: Moore & Legner, 1975: 357 (as valid species).  
*Atheta* (s. str.) *evecta*: Moore & Legner, 1975: 360 (as valid species).  
*Atheta* (s. str.) *propitia*: Moore & Legner, 1975: 371 (as valid species).  
*Atheta* (s. str.) *palpator*: Moore & Legner, 1975: 369 (as valid species).  
*Atheta* (s. str.) *burra*: Moore & Legner, 1975: 356 (as valid species).  
*Atheta* (s. str.) *nacta*: Moore & Legner, 1975: 366 (as valid species).  
*Xenota annexa*: Seevers, 1978: 267 (as valid species).  
*Xenota citata*: Seevers, 1978: 268 (as valid species).  
*Xenota evecta*: Seevers, 1978: 268 (as valid species).  
*Xenota propitia*: Seevers, 1978: 269 (as valid species).  
*Xenota palpator*: Seevers, 1978: 269 (as valid species).  
*Xenota burra*: Seevers, 1978: 268 (as valid species).  
*Xenota nacta*: Seevers, 1978: 268 (as valid species).  
*Atheta* (s. str.) *annexa*: Klimaszewski & Peck, 1986: 74 (as valid species).

**Type material.** Lectotype of *Atheta annexa* (designated by Klimaszewski & Peck (1986)): **UNITED STATES: North Carolina:** Buncombe Co.: ♂, Asheville (NMNH).

Lectotype of *Atheta citata* (here designated): ♂, “N.[ew] Y.[ork, Catskill Mts.]”, “*Atheta citata* Csy.”, “TYPE USNM 39275” (red label), “CASEY bequest 1925” (NMNH).

Lectotype of *Atheta evecta* (here designated): ♂, “Miss[issippi, Vicksburg]”, “*Atheta evecta* Csy.”, “TYPE USNM 39286” (red label), “CASEY bequest 1925” (NMNH).  
Paralectotype: ♂, “Vic.[ksburg] Miss[issippi]”, “*evecta-2* PARATYPE USNM 39286” (red label), “CASEY bequest 1925” (NMNH).

Lectotype of *Atheta propitia* (here designated): ♀, “N.[orth] C.[arolina, Asheville]”, “*propitia* Csy.”, “TYPE USNM 39239” (red label), “CASEY bequest 1925” (NMNH).

Lectotype of *Atheta palpator* (here designated): ♀, “Cin.[cinnati] O.[hio (Dury)]”, “*palpator* Csy.”, “TYPE USNM 39240” (red label), “CASEY bequest 1925” (NMNH).

Lectotype of *Atheta burra* (here designated): ♀, “Bayfld [Bayfield], Wis[consin] Wickham.”, “*burra* Csy.”, “TYPE USNM 39241” (red label), “CASEY bequest 1925” (NMNH).

Lectotype of *Atheta nacta* (here designated): ♀, “Mo. [Missouri, St. Louis]”, “Fungus”, “*nacta* Csy.”, “TYPE USNM 39242” (red label), “CASEY bequest 1925” (NMNH).

**Additional material. UNITED STATES: Illinois:** Carroll Co.: ♀, Raccoon Den Cave, 27.v.1992 (S.Taylor, J.Krejca & G.Gardner) (SPSU); Union Co.: ♂, Apis Annex [Cave], 8.v.1992 (S.Taylor & J.Krejca) (SPSU); **Kansas:** Douglas Co.: 2♀, 18 km SSE Lawrence, Breidenthal Preserve, 38°48.50'N 95°11.52'W, 250 m, on mushrooms, 23.v.2000 (V.I.Gusarov); 5 specimens, ditto but on rotting fruits of *Asimina triloba*, 1.x.2000; Jefferson Co.: ♂, 12 km NNE Lawrence, 39°04.57'N 95°11.88'W, 250 m, in hay, 8.vi.1999 (V.I.Gusarov) (SPSU); **Louisiana:** Natchitoches Par.: ♂, 1.5 mi. N Readhimer, 32°08'N 92°59'W, *Geomys breviceps* burrow, baited (gopher feces and malt extract) pitfall, 16.i–4.ii.2000 (P.Kovarik, A.Tishechkin, R.Turnbow) (SPSU); 3 specimens, ditto but 4.ii–1.iii.2000 (LSAM); Winn Par.: ♂, ♀, 2 mi. SE St. Maurice, 31°44'N 92°56'W, *Geomys bursarius* burrow, baited (malt and gopher feces) pitfall, 4.ii–1.iii.2000 (P.Kovarik, A.Tishechkin, R.Turnbow) (LSAM, SPSU); **CANADA: Québec:** ♀, Parc de la Gatineau, 11 km E Chelsea, Champlain, 26.ix.1998 (V.I.Gusarov) (SPSU).

**Diagnosis.** See Klimaszewski & Peck 1986.

**Discussion.** Klimaszewski and Peck (1986) designated the lectotype of *Atheta annexa* but did not attach the lectotype label to the Casey type. In the Casey collection there is only one type of *At. annexa*. Apparently this is the type that was examined and designated as the lectotype by Klimaszewski and Peck. I attached the lectotype label to the specimen.

Klimaszewski and Peck (1986) stated that *At. annexa* is practically indistinguishable from *At. cephalina* Casey, 1910a and *At. lymphatica* Casey, 1911a. My examination of the types did not confirm that opinion. *Atheta cephalina* is conspecific with *At. klagesi* Bernhauer, 1909, while *At. lymphatica* differs from *At. annexa* in details of its microsculpture and its body color.

**Distribution.** *Atheta annexa* is widespread in the eastern United States (New York, Virginia, West Virginia, Kentucky, Tennessee, North Carolina, Georgia, Florida, Alabama, Mississippi, Louisiana, Missouri, Kansas, Iowa, Illinois, Wisconsin, Indiana and Ohio (see Klimaszewski & Peck 1986)) and is also known from Canada (Québec).

***Atheta concessa* Casey, 1911a**

(Figs. 85–89 in Klimaszewski &amp; Winchester 2002)

*Atheta (Lamiota) concessa* Casey, 1911a: 83.*Atheta (s. str.) sumpta* Casey, 1911a: 92, **syn. nov.***Atheta (Liogluta) concessa*: Fenyés, 1920: 209 (as valid species).*Atheta (s. str.) sumpta*: Fenyés, 1920: 214 (as valid species).*Atheta (Liogluta) concessa*: Bernhauer & Scheerpeltz, 1926: 656 (as valid species).*Atheta (s. str.) sumpta*: Bernhauer & Scheerpeltz, 1926: 650 (as valid species).*Atheta (Liogluta) concessa*: Moore & Legner, 1975: 357 (as valid species).*Atheta (s. str.) sumpta*: Moore & Legner, 1975: 375 (as valid species).*Lamiota concessa*: Seevers, 1978: 263 (as valid species).*Xenota sumpta*: Seevers, 1978: 271 (as valid species).*Atheta (Lamiota) concessa*: Klimaszewski & Winchester, 2002: 35 (as valid species).

**Type material.** Lectotype of *Atheta concessa* (here designated): ♂, “Metlakatla, B.[ritish] Col.[umbia] Keen”, “*concessa* Csy.”, “TYPE USNM 39483” (red label), “CASEY bequest 1925” (NMNH). Paralectotypes: 2♂♂, 2♀♀, “Metlakatla, B.[ritish] Col.[umbia] Keen”, “*concessa* PARATYPE USNM 39483” (red label), “CASEY bequest 1925” (NMNH).

Holotype of *Atheta sumpta*: ♀, “Metlakatla, B.[ritish] Col.[umbia] Keen”, “*sumpta* Csy.”, “TYPE USNM 39249” (red label), “CASEY bequest 1925” (NMNH). (NMNH).

**Diagnosis.** See Klimaszewski & Winchester 2002.

**Discussion.** The holotype of *At. sumpta* is similar to the types of *At. concessa* in external characters. The spermatheca is identical in the female paralectotypes of *At. concessa* and the holotype of *At. sumpta*.

**Distribution.** *Atheta concessa* is known only from British Columbia.

***Atheta festinans* (Erichson, 1839)**

(Figs. 103–106)

*Homalota festinans* Erichson, 1839: 112.*Atheta (Microdota) festinans*: Bernhauer, 1907: 388 (as valid species).*Atheta festinans*: Blatchley, 1910: 356 (as valid species).*Atheta punctata* Blatchley, 1910: 355 (publication date: September 20, 1910), **syn. nov.***Synaptina merica* Casey, 1910a: 131 (publication date: September 24, 1910), **syn. nov.***Synaptina consonens* Casey, 1910a: 132, **syn. nov.***Atheta (Microdota) festinans*: Fenyés, 1920: 187 (as valid species).*Atheta punctata*: Fenyés, 1920: 187 (as valid species of doubtful systematic position).*Atheta (Synaptina) merica*: Fenyés, 1920: 201 (as valid species).*Atheta (Synaptina) consonens*: Fenyés, 1920: 202 (as valid species).*Atheta (Microdota) festinans*: Bernhauer & Scheerpeltz, 1926: 632 (as valid species).*Atheta (s. str.) punctata*: Bernhauer & Scheerpeltz, 1926: 649 (as valid species).*Atheta (Synaptina) merica*: Bernhauer & Scheerpeltz, 1926: 629 (as valid species).*Atheta (Synaptina) consonens*: Bernhauer & Scheerpeltz, 1926: 628 (as valid species).



*Atheta (Microdota) festinans*: Moore & Legner, 1975: 361 (as valid species; misspelled as *festinans*).

*Atheta (s. str.) punctata*: Moore & Legner, 1975: 371 (as valid species).

*Atheta (Synaptina) merica*: Moore & Legner, 1975: 366 (as valid species).

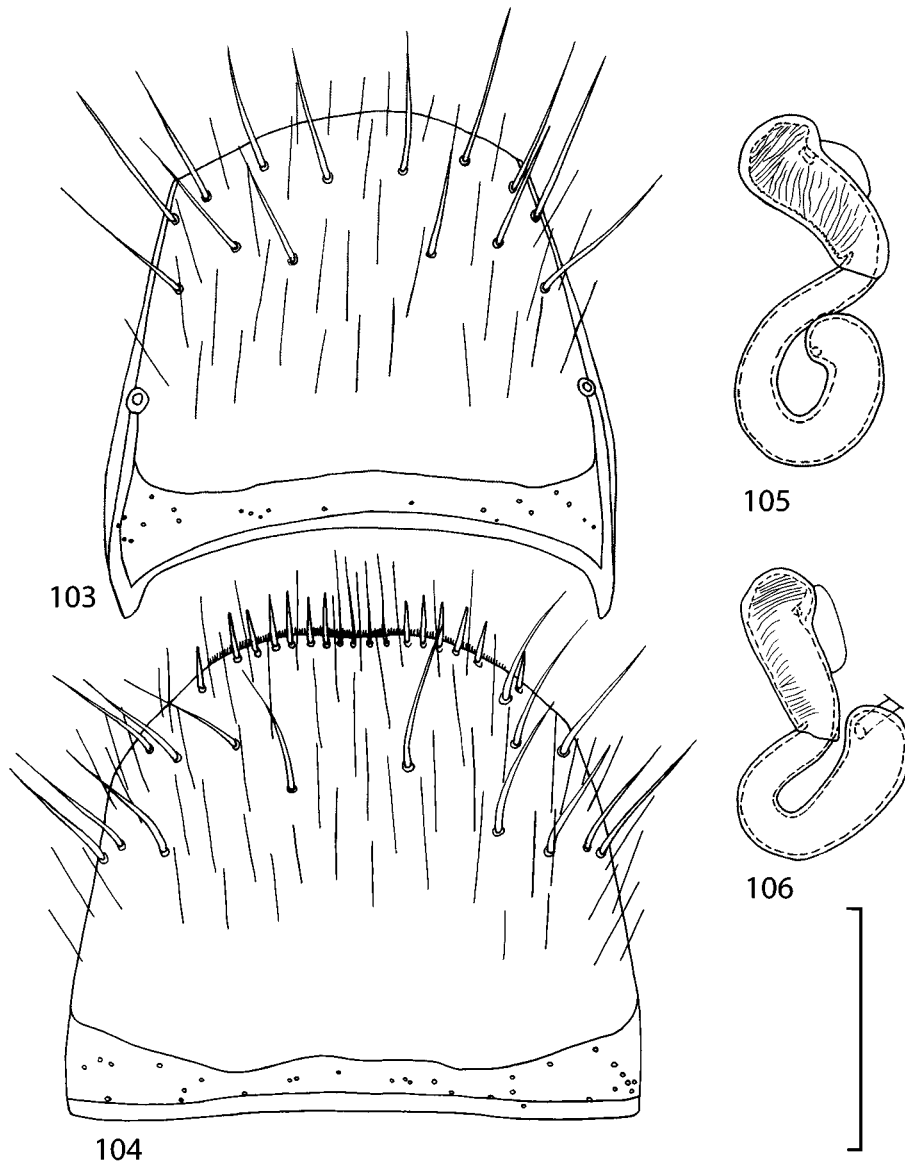
*Atheta (Synaptina) consonens*: Moore & Legner, 1975: 357 (as valid species).

*Microdota festinans*: Seevers, 1978: 264 (as valid species).

*Xenota punctata*: Seevers, 1978: 269 (as valid species).

*Synaptina merica*: Seevers, 1978: 261 (as valid species).

*Synaptina consonens*: Seevers, 1978: 261 (as valid species).



**FIGURES 103–106.** Details of *Atheta festinans* Erichson (females, lectotype (103–105) and paralectotype (106) of *Synaptina merica* Casey). 103 — female tergum 8; 104 — female sternum 8; 105–106 — spermatheca. Scale bar 0.2 mm.

**Type material.** Lectotype of *Homalota festinans* (here designated): ♀, “5430”, “*festinans* Er. Pensylv. [Pennsylvania] Zimm.[ermann]” (green label), “Typus” (red label), “Zool. Mus. Berlin”, “*Homalota festinans* Er. [on red side of the label] / Lectotypus Lohse fix. 1983 [on white side of the label]” [Lohse never published this lectotype designation] (ZMHB). Paralectotypes: 4♀♀, “Pennsylvania Zimmermann Nr. 5430”, “Typus” (red label), “Zool. Mus. Berlin” (ZMHB).

Lectotype of *Atheta punctata* (here designated): ♀, “TYPE” (red label), “Posey Co. Ind.[iana] W.S.B. [Blatchley] 3.vi.1909”, “3638 det. A.Fenyés”, “Purdue Blatchley collection”, “*Atheta punctata* sp. nov.” (PURC).

Lectotype of *Synaptina merica* (here designated): ♀, “Ia. [Iowa, Keokuk]”, “*Synaptina merica* Csy.”, “TYPE USNM 39185” (red label), “CASEY bequest 1925” (NMNH). Paralectotypes: ♀, “Iowa City, Ia. [Iowa] Wickham”, “*merica-2* PARATYPE USNM 39185” (red label), “CASEY bequest 1925”; ♀, “Ari.[zona, Williams]” (with two black dots after “i”), “*?merica-3* (set apart slightly) PARATYPE USNM 39185” (red label), “CASEY bequest 1925” (NMNH).

Lectotype of *Synaptina consonens* (here designated): ♀, “R.[hode] I.[sland, Boston Neck]”, “*consonens* Csy.”, “TYPE USNM 39186” (red label), “CASEY bequest 1925” (NMNH). Paralectotypes: ♀, “R.[hode] I.[sland, Boston Neck]”, “*consonens-2* PARATYPE USNM 39186” (red label), “CASEY bequest 1925”; ♀, “N.[ew] Y.[ork, near New York City]”, “*consonens-3* PARATYPE USNM 39186” (red label), “CASEY bequest 1925”; ♀, “L.[ong Island]”, “*consonens-4* PARATYPE USNM 39186” (red label), “CASEY bequest 1925”; 4♀♀, “Ia. [Iowa, Cedar Rapids]”, “*consonens* PARATYPE USNM 39186” (red label), “CASEY bequest 1925”; 4♀♀, “Ia. [Iowa, Keokuk]”, “*consonens* PARATYPE USNM 39186” (red label), “CASEY bequest 1925” (NMNH).

**Additional material. UNITED STATES: Connecticut:** New Haven Co.: ♀, New Haven, 26.ii.1910 (A.Champlain) (NMNH (Casey collection)); **Kansas:** Douglas Co.: 36♀♀, 1.5 km N Lawrence, right bank of the Kansas River, 38°58.96'N 95°14.62'W, 200 m, in flood refuse, 1.v.1999 (V.I.Gusarov) (KSEM, SPSU).

**Diagnosis.** *Atheta festinans* can be recognized by the black head and abdomen, the brown pronotum, elytra, antennae and mouthparts, yellow legs, strongly transverse antennal articles 8–10, the pronotal pubescence of type II (Benick & Lohse 1974), the mesotibial macroseta thin, short and poorly visible among microsetae; and the distinct shape of the spermatheca (Figs. 105–106).

**Discussion.** The types of *H. festinans*, *At. punctata*, *Sy. merica* and *Sy. consonens* are similar in external characters and the shape of the spermatheca. All these names are considered to be synonyms.

*Synaptina merica* is the type species of the genus *Synaptina* Casey, 1910a by original designation (Casey first species rule). Casey did not specifically state in his description of *Synaptina* that *Sy. merica* was the type species of *Synaptina*; however, while designating the type species of *Noverota* Casey, 1910a in the same paper, Casey stated (1910a, p. 90):

“The first species may be regarded as the type, as in all other cases where the type is not specifically named”.

When describing the genus *Synaptina*, Casey (1910a) did not explicitly state in what characters it differed from other athetine genera. In my opinion, all characters mentioned by Casey in the description of *Synaptina* fit the genus *Atheta* in the broad sense. The type species of *Synaptina* is similar to other species of *Atheta* with pronotal pubescence of type II. I consider *Synaptina* to be a synonym of *Atheta* at the rank of genus.

*Atheta festinans* appears to be a parthenogenetic species. All 53 examined specimens are females.

**Distribution.** *Atheta festinans* is known from Rhode Island, Connecticut, New York, Pennsylvania, Indiana, Iowa, Kansas and Arizona.

### ***Atheta parvipennis* Bernhauer, 1907**

(Figs. 183–185 in Lohse *et al.* 1990 (as *Boreostiba hudsonica*))

*Atheta (Ousipalia) parvipennis* Bernhauer, 1907: 398.

*Atheta (Ousipalia) parvipennis*: Fenyés, 1920: 252 (as valid species).

*Atheta (Ousipalia) parvipennis*: Bernhauer & Scheerpeltz, 1926: 620 (as valid species).

*Atheta (Ousipalia) parvipennis*: Moore & Legner, 1975: 369 (as valid species).

*Geostiba parvipennis*: Seevers, 1978: 261 (as valid species).

*Boreostiba hudsonica* Lohse in Lohse *et al.*, 1990: 193, **syn. nov.**

**Type material.** Lectotype of *Atheta parvipennis* (here designated): ♂, “Banff Alta [Alberta] 06.6.24 [6.vi.1924] Dr A Fenyés”, “294.”, “79”, “*parvipennis* Brh. Typus.” (yellow label), “Chicago NHMus M.Bernhauer Collection” (FMNH). Paralectotypes: ♀, “Banff Alta [Alberta] 06.6.24 [6.vi.1924] Dr A Fenyés”, “285.”, white square, “*Atheta parvipennis* Brnh.”, “*parvipennis* Brh. Cotypus.” (yellow label), “Chicago NHMus M.Bernhauer Collection” (FMNH).

Holotype of *Boreostiba hudsonica*: **CANADA: Québec:** ♂, Great Whale River, 17.vi.1949 (J.R.Vockeroth) (CNCI). Paratype: **CANADA: Québec:** ♀, Great Whale River, 16.vii.1949 (J.R.Vockeroth) (CNCI).

**Additional material. UNITED STATES: Alaska:** ♂, Sitka (Holmberg) (FMNH); **New Hampshire:** Coos Co.: 2♂♂, ♀, Mt. Washington, 3800', 16.viii.1976 (J.M. & B.A.Campbell) (CNCI, SPSU).

**Diagnosis.** See Lohse *et al.* 1990 (as *Boreostiba hudsonica* Lohse, 1990).

**Discussion.** The types of *At. parvipennis* and *Boreostiba hudsonica* are similar in external characters and the shape of the aedeagus and spermatheca. The two names are considered to be synonyms.

The generic placement of this species is considered below (See Discussion for *Boreostiba*).

**Distribution.** *Atheta parvipennis* is known from Alaska, Alberta, Québec and New Hampshire.

***Atheta blatchleyi* Bernhauer & Scheerpeltz, 1926**

(Figs. 82–83 in Lohse *et al.* 1990 (as *Boreophilia chillcotti*))

*Atheta caviceps* Blatchley, 1910: 354 (*nec* Poppius, 1908).

*Atheta caviceps*: Fenyès, 1920: 227 (as a species of doubtful systematic position; also as preoccupied name).

*Atheta* (*s. str.*) *caviceps*: Bernhauer & Scheerpeltz, 1926: 639 (as preoccupied name and synonym of *At. blatchleyi*).

*Atheta* (*s. str.*) *blatchleyi* Bernhauer & Scheerpeltz, 1926: 639 (replacement name for *At. caviceps* Blatchley, 1910 (*nec* Poppius, 1908)).

*Atheta* (*s. str.*) *caviceps*: Moore & Legner, 1975: 355 (as preoccupied name and synonym of *At. blatchleyi*).

*Atheta* (*s. str.*) *blatchleyi*: Moore & Legner, 1975: 355 (as valid species; misspelled as *At. blatchleyi*).

*Xenota caviceps*: Seevers, 1978: 268 (as synonym of *X. blatchleyi*).

*Xenota blatchleyi*: Seevers, 1978: 267 (as valid species).

*Boreophilia chillcotti* Lohse in Lohse *et al.*, 1990: 157, **syn. nov.**

**Type material.** Lectotype of *Atheta caviceps* (here designated): ♂ (with the head and thorax missing), “TYPE” (red label), “Pine Ind.[iana] v:19:07 [19.v.1907]”, “3612. Det. A.Fenyès”, “Purdue Blatchley collection”, “*Atheta caviceps* sp. nov. 5243” (PURC). Paralectotypes: ♀ (with the head and prothorax missing), “Marshall Co. Ind.[iana] W.S.B. [Blatchley] 5-20-09 [20.v.1909]”, “3616 det. A.Fenyès”, “Purdue Blatchley collection” (PURC) (The second paralectotype of *At. caviceps* (♀ (with the head and prothorax missing), “Marion Co. Ind.[iana] W.S.B. [Blatchley] 5-15-10 [15.v.1910]”, “3616 det. A.Fenyès”, “Purdue Blatchley collection” (PURC)) is not conspecific with the lectotype).

Holotype of *Boreophilia chillcotti*: **CANADA: Manitoba:** ♂, Churchill, 4.vi.1952 (J.G.Chillcott) (CNCI).

**Additional material. UNITED STATES: Alaska:** 2♂♂, 2♀♀, Kenai Mts., 3 mi. NW Jct. Hwy. 1 & 9, 400', 18.vi.1978 (Smetana & Becker) (CNCI, KSEM); ♂, Mi. 23 Taylor Hwy., 8.vii.1968 (Campbell & Smetana) (CNCI); 2♂♂, 6♀♀, Mi. 1249 Alaska Hwy., Deadman Lake, 6–7.vii.1968 (Campbell & Smetana) (CNCI, SPSU); ♂, Mi. 1252 Alaska Hwy., 7.vii.1968 (Campbell & Smetana) (CNCI); ♀, Prudhoe Bay Rd., Bonanze Cr., 66°40'N 150°40'W, 900', 2.vii.1978 (A.Smetana & J.M.Campbell) (CNCI); **CANADA: New Brunswick:** ♂, Kouchibouguac N.P., 21.ix.1977 (J.M.Campbell) (CNCI); **Northwest Territories:** ♂, 12♀♀, 5 mi. SE Fort Simpson, 21.vi.1972 (A.Smetana) (CNCI, KSEM, SPSU); **Yukon Territory:** ♀, Dawson City, 10.vii.1968 (Campbell & Smetana) (CNCI).

**Diagnosis.** See Lohse *et al.* 1990.

**Discussion.** The types of *At. caviceps* and *Boreophilia chillcotti* are identical in external characters and in the shape of the aedeagus, including the sclerites of the internal sac.

*Atheta blatchleyi* has the pronotal setation pattern of Type II. The holotype of *Boreophilia chillcotti* has damaged setation on the pronotum, and that explains why Lohse (Lohse *et al.* 1990) could not describe the setation of that species correctly. Based on the pronotal setation pattern and the shape of the aedeagus and spermatheca, this species cannot be placed in *Boreophilia*. Pending generic revision of Athetini, the species is placed in *Atheta*.

**Distribution.** *Atheta blatchleyi* is a transnearctic species but its distribution is poorly documented. It is known from the United States (Alaska and Indiana) and Canada (Yukon Territory, Northwest Territories, Manitoba and New Brunswick).

***Atheta (Datomicra) dadopora* Thomson, 1867**

(Fig. 105 in Strand & Vik 1964 (as *At. celata*); Figs. 15:5 in Benick & Lohse 1974, p. 189)

*Atheta dadopora* Thomson, 1867: 283.

*Datomicra decolorata* Casey, 1910a: 120, **syn. nov.**

*Datomicra inopia* Casey, 1910a: 120, **syn. nov.**

*Datomicra schematica* Casey, 1910a: 121, **syn. nov.**

*Datomicra stilla* Casey, 1910a: 123, **syn. nov.**

*Atheta (Datomicra) dadopora*: Fenyés, 1920: 220 (as synonym of *At. celata* (Erichson, 1837)).

*Atheta (Datomicra) decolorata*: Fenyés, 1920: 220 (as preoccupied name).

*Atheta (Datomicra) inopia*: Fenyés, 1920: 220 (as valid species).

*Atheta (Datomicra) schematica*: Fenyés, 1920: 220 (as valid species).

*Atheta (Datomicra) stilla*: Fenyés, 1920: 220 (as valid species).

*Atheta (Datomicra) dadopora*: Bernhauer & Scheerpeltz, 1926: 667 (as synonym of *At. celata* (Erichson, 1837)).

*Atheta (Datomicra) decolorata*: Bernhauer & Scheerpeltz, 1926: 668 (as preoccupied name).

*Atheta (Datomicra) inopia*: Bernhauer & Scheerpeltz, 1926: 668 (as valid species).

*Atheta (Datomicra) schematica*: Bernhauer & Scheerpeltz, 1926: 668 (as valid species).

*Atheta (Datomicra) stilla*: Bernhauer & Scheerpeltz, 1926: 668 (as valid species).

*Atheta (Datomicra) celata*: Strand & Vik, 1964: 330 (misidentification).

*Atheta (Datomicra) dadopora*: Benick & Lohse, 1974: 189 (as valid species).

*Atheta (Datomicra) decolorata*: Moore & Legner, 1975: 358 (as valid species).

*Atheta (Datomicra) inopia*: Moore & Legner, 1975: 363 (as valid species).

*Atheta (Datomicra) schematica*: Moore & Legner, 1975: 373 (as valid species).

*Atheta (Datomicra) stilla*: Moore & Legner, 1975: 374 (as valid species).

*Datomicra decolorata*: Seevers, 1978: 259 (as valid species).

*Datomicra inopia*: Seevers, 1978: 259 (as valid species).

*Datomicra schematica*: Seevers, 1978: 259 (as valid species).

*Datomicra stilla*: Seevers, 1978: 259 (as valid species).

**Type material.** Lectotype of *Datomicra decolorata* (here designated): ♂, “N.[ew] Y.[ork, Catskill Mts.]”, “*decolorata* Csy.”, “TYPE USNM 39163” (red label), “CASEY bequest 1925” (NMNH). Paralectotypes: 11 specimens, “N.[ew] Y.[ork, Catskill Mts.]”, “*decolorata* PARATYPE USNM 39163” (red label), “CASEY bequest 1925” (NMNH).

Lectotype of *Datomicra inopia* (here designated): ♂, “N.[ew] Y.[ork, Catskill Mts.]”, “*inopia* Csy.”, “TYPE USNM 39164” (red label), “CASEY bequest 1925” (NMNH). Paralectotypes: 21 specimens, “N.[ew] Y.[ork, Catskill Mts.]”, “*inopia* PARATYPE USNM 39164” (red label), “CASEY bequest 1925” (NMNH).

Lectotype of *Datomicra schematica* (here designated): ♂, “Penn.[sylvania, Philadelphia]”, “*schematica* Csy.”, “TYPE USNM 39165” (red label), “CASEY bequest 1925” (NMNH). Paralectotypes: ♂, 2♀♀, “Penn.[sylvania, Philadelphia]”, “*schematica* PARATYPE USNM 39165” (red label), “CASEY bequest 1925” (NMNH).

Lectotype of *Datomicra stilla* (here designated): ♂, “R.[hode] I.[sland, Boston Neck]”, “*stilla* Csy.”, “TYPE USNM 39170” (red label), “CASEY bequest 1925” (NMNH). Paralectotypes: 6 specimens, “R.[hode] I.[sland, Boston Neck]”, “*stilla* PARATYPE USNM 39170” (red label), “CASEY bequest 1925” (NMNH).

**Additional material. BELARUS’:** ♀, Belovezhskaya Pushcha Nature Reserve, on *Ganoderma*, 11.vii.1994 (V.Tsinkevich) (SPSU); **CANADA: Newfoundland:** ♂, ♀, Long Range Mts., 50°34’40”N 56°57’35”W, 1500’, 26.vii.1969 (M.J.D.Brendell); ♂, Trappers Cove, from fungi, 8.viii.1969 (M.J.D.Brendell) (BMNH); **UNITED STATES: New York:** Orange Co.: ♀, 8 km S New Windsor, Black Rock Forest, 23–25.v.1998 (V.I.Gusarov) (SPSU); 2♂♂, ditto but pitfall traps, vi.1998 (V.Ovcharenko) (SPSU).

**Diagnosis.** See Benick & Lohse (1974).

**Discussion.** The types of *Dat. decolorata*, *Dat. inopia*, *Dat. schematica* and *Dat. stilla* do not differ from examined European specimens of *At. dadopora*.

**Distribution.** *Atheta dadopora* is a common European species. In North America *At. dadopora* is known from Rhode Island, New York, Pennsylvania and Newfoundland. This is the first record of this species from North America.

### *Atheta (Microdota) pennsylvanica* Bernhauer, 1907 (Figs. 107–115)

*Atheta (Microdota) pennsylvanica* Bernhauer, 1907: 388.

*Atheta pennsylvanica*: Blatchley, 1910: 355 (as valid species).

*Atheta (Hilara) fontis* Casey, 1911a: 122.

*Atheta (Microdota) pennsylvanica*: Fenyés, 1920: 187 (as valid species).

*Atheta (Microdota) fontis*: Fenyés, 1920: 187 (as synonym of *At. pennsylvanica*).

*Atheta (Microdota) pennsylvanica*: Bernhauer & Scheerpeltz, 1926: 634 (as valid species).

*Atheta (Microdota) fontis*: Bernhauer & Scheerpeltz, 1926: 634 (as synonym of *At. pennsylvanica*).

*Atheta (Microdota) pennsylvanica*: Moore & Legner, 1975: 369 (as valid species).

*Atheta (Microdota) fontis*: Moore & Legner, 1975: 361 (as valid species).

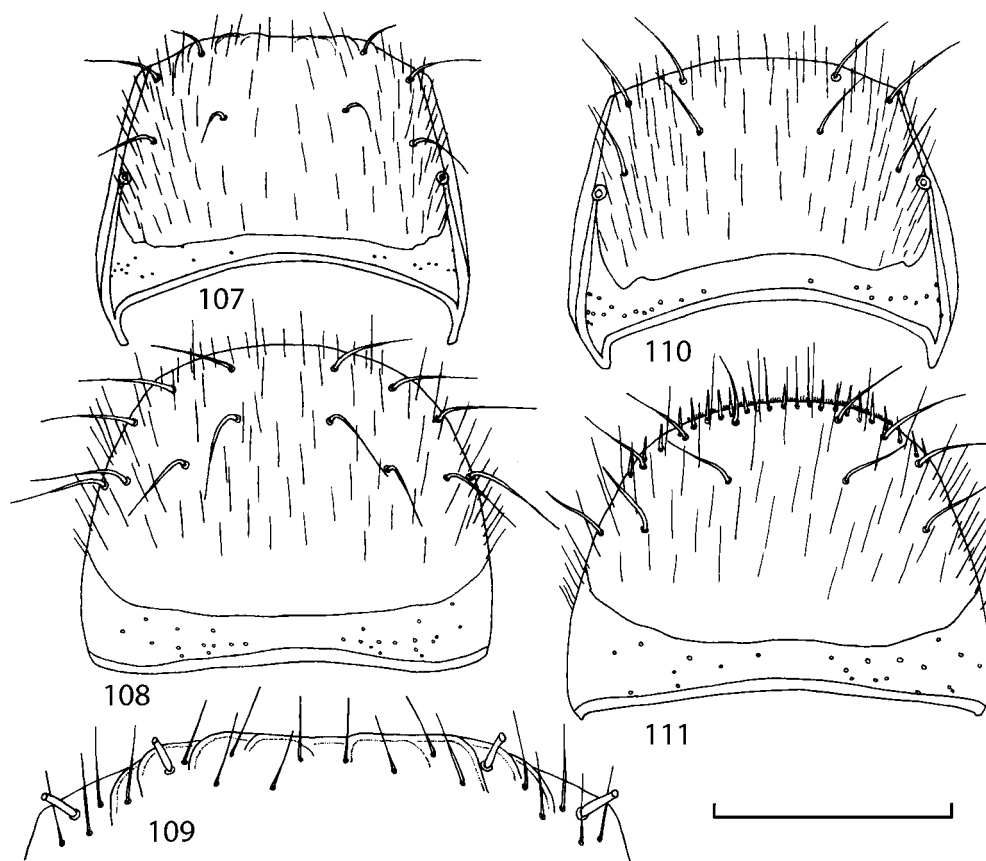
*Microdota pennsylvanica*: Seevers, 1978: 265 (as valid species).

*Microdota fontis*: Seevers, 1978: 264 (as valid species).

**Type material.** Lectotype of *Atheta pennsylvanica* (here designated): ♂, “Marion,

Mass.[achusetts] Bowditch.”, “*pennsylvanica* Brh. Cotypus” (yellow label), “Chicago NHMus M.Bernhauer Collection” (FMNH). Paralectotypes: ♂, “Penn.[sylvania]”, “July [18]96”, “red circle”, “*flaveola* Melsh. Fenyés det. Bernhauer”, “*pennsylvanica* Brh. Typus. Fenyés.” (yellow label), “Chicago NHMus M.Bernhauer Collection” (FMNH); ♀, “Penn.[sylvania]”, “July [18]96”, “white circle”, “*pennsylvanica* Brh. Cotypus” (yellow label), “Chicago NHMus M.Bernhauer Collection” (FMNH).

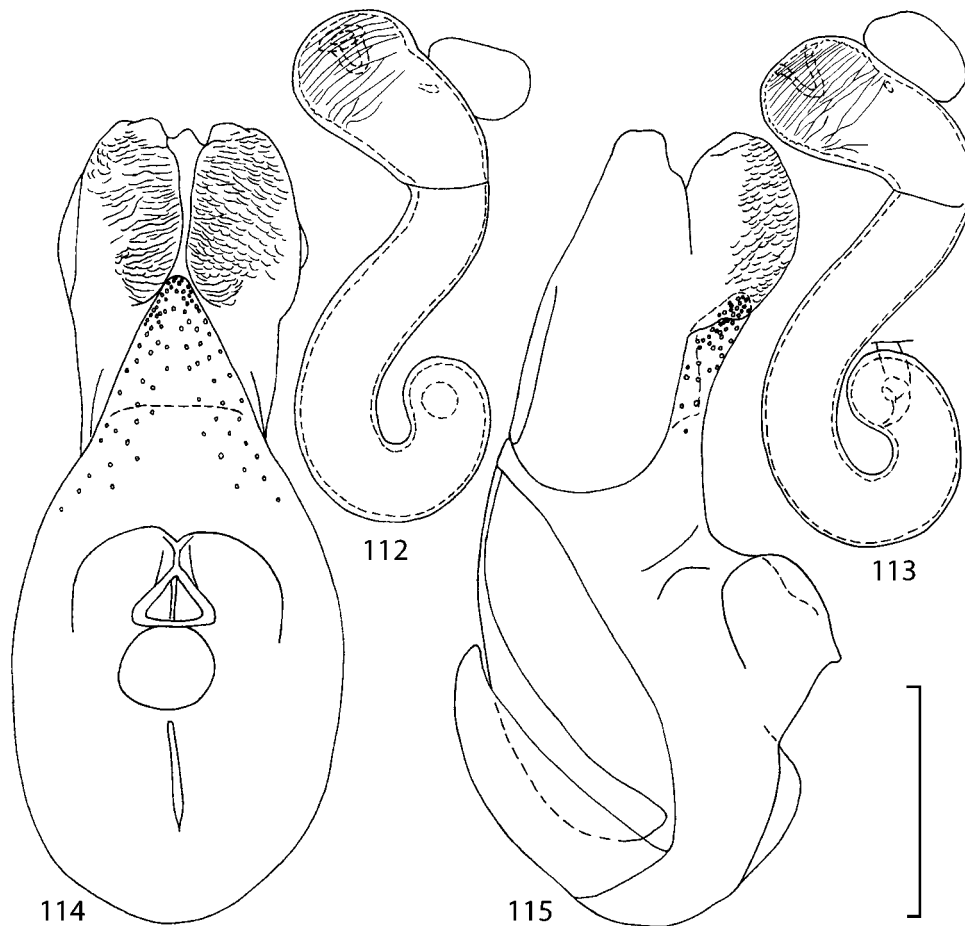
Holotype of *Atheta fontis*: ♀, “Buena Vista Spg. [Springs] Franklin Co. Pa. [Pennsylvania]”, “*fontis* Csy.”, “TYPE USNM 39357” (red label), “CASEY bequest 1925” (NMNH).



**FIGURES 107–111.** Abdominal segment 8 of *Atheta pennsylvanica* Bernhauer (male, 8 km S New Windsor, New York (107–109); and female, 8 km SEE Springfield, Vermont (110–111)). 107 — male tergum 8; 108 — male sternum 8; 109 — apex of male tergum 8; 110 — female tergum 8; 111 — female sternum 8. Scale bar 0.1 mm (109), 0.2 mm (107–108, 110–111).

**Additional material. UNITED STATES: Minnesota:** Lake Co.: ♀, 22 km NE Two Harbors, Split Rock Lighthouse State Park, Hwy. 61, 47°10.99'N 91°24.52'W, 70 m, 10.vii.1999 (V.I.Gusarov) (SPSU); **New York:** Orange Co.: ♂, ♀♀, 8 km S New Windsor, Black Rock Forest, 23–25.v.1998 (V.I.Gusarov) (SPSU); **Pennsylvania:** Clinton Co.: 12

specimens, 26 km SEE Lock Haven, 41°03.23'N 77°09.65'W, 350', 5.iv.1999 (V.I.Gusarov) (SPSU); **Vermont:** Windsor Co.: 23 specimens, 8 km SEE Springfield, Hwy. I-91, 43°14.00'N 72°26.81'W, 250', 21.ix.1998 (V.I.Gusarov) (SPSU); **CANADA:** **Ontario:** ♀, 74 km NWW Sault Ste. Marie, Hwy. 17, slope facing Lake Superior, 47°09.61'N 84°41.90'W, 80', in forest litter, *Betula*, *Picea*, *Populus*, *Acer*, *Pinus*, 11.vii.1999 (V.I.Gusarov); 2♀♀, 24 km SWW Wawa, Hwy. 17, Dead Woman Bay, 47°47.51'N 84°53.77'W, 60', in forest litter, *Picea*, *Betula*, 11.vii.1999 (V.I.Gusarov) (SPSU); **Québec:** ♀, Anti-Costi, 16.vi.1993 (LFC); ♀, La Tuque, 13.vi.1994 (LFC); ♀, Armagh, 46°44'N 70°35'W, 11.viii.1994 (LFC); ♀, ditto but 7.vi.1994 (LFC); ♂, ditto but 16.viii.1994 (SPSU); ♀, Lac Princeton, 18.vii.1994 (LFC); ♀, Lac Mitis, 20.vi.1994 (LFC); ♀, Pohénégamook, 47°28'N 69°14'W, 19.vii.1994 (SPSU); ♂, Pelegrin, 5.vii.1994 (SPSU).



**FIGURES 112–115.** Genitalia of *Atheta pennsylvanica* Bernhauer (male, 8 km S New Windsor, New York (114–115); female, holotype of *At. fontis* Casey (112); and female, 8 km SEE Springfield, Vermont (113)). 112–113 — spermatheca; 114 — median lobe, parameral view; 115 — median lobe, lateral view. Scale bar 0.1 mm.



**Diagnosis.** *Atheta pennsylvanica* belongs to a group of distinctly colored species within *Microdota* with dark brown head and abdominal terga 5–8, light brown elytra, and reddish yellow pronotum and abdominal terga 3–4. *Atheta pennsylvanica* can be distinguished from other species of this group by having a larger body size and the distinct shape of the aedeagus (Figs. 114–115) and spermatheca (Figs. 112–113).

**Discussion.** The types of *At. fontis* are similar to the types of *At. pennsylvanica* in the body size, in external characters and in the shape of the spermatheca. Therefore, the synonymy of the two species established by Fenyes (1920) and Bernhauer & Scheerpeltz (1926) is confirmed. I agree with Bernhauer & Scheerpeltz (1926) that of all species of *Microdota* described by Casey (1910a, 1911a) only *At. fontis* is synonymous with *At. pennsylvanica*.

**Distribution.** *Atheta pennsylvanica* is widespread in the eastern United States (Vermont, Massachusetts, New York, Pennsylvania and Minnesota) and is also known from eastern Canada (Ontario, Québec).

### ***Boreophilia* Benick, 1973**

*Boreophilia* Benick, 1973: 211 (type species: *Homalota islandica* Kraatz, 1857, by original designation).

*Boreophilia*: Lohse *et al.*, 1985: 151 (as valid genus in subtribe Callicerina Lohse, 1969; key to Nearctic species).

### ***Boreophilia nomensis* (Casey, 1910a)**

(Figs. 90–92 in Lohse *et al.* 1990 (as *Boreophilia caseyiana*))

*Dinaraea nomensis* Casey, 1910a: 96.

*Atheta nomensis*: Fenyes, 1920: 227 (as valid species of doubtful systematic position).

*Atheta* (*s. str.*) *nomensis*: Bernhauer & Scheerpeltz, 1926: 647 (as valid species).

*Atheta* (*Dinaraea*) *nomensis*: Moore & Legner, 1975: 367 (as valid species).

*Dinaraea nomensis*: Seevers, 1978: 263 (as valid species).

*Boreophilia caseyiana* Lohse in Lohse *et al.*, 1990: 160, **syn. nov.**

*Boreophilia nomensis*: Lohse in Lohse *et al.*, 1990: 160 (as valid species).

**Type material.** Lectotype of *Dinaraea nomensis* (designated by Lohse *et al.* (1990)): **UNITED STATES: Alaska:** ♂, Nome (NMNH).

Holotype of *Boreophilia caseyiana*: **CANADA: Yukon Territory:** ♂, North Fork Pass, Ogilvie Mts., 3500', 17.vi.1962 (R.E.Leech) (CNCI).

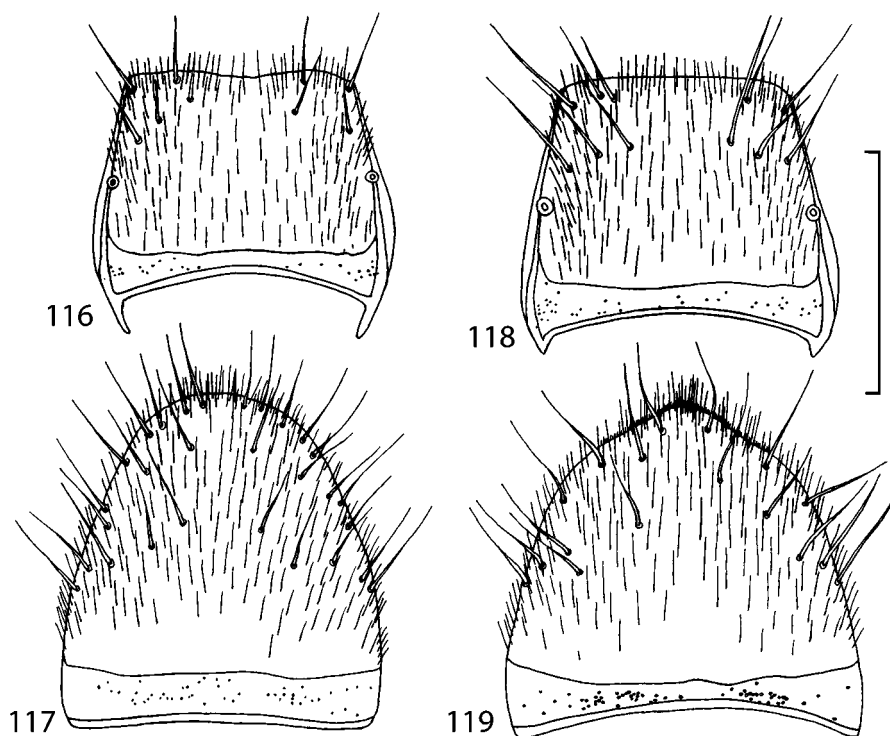
**Diagnosis.** See Lohse *et al.* (1990).

**Discussion.** Lohse (Lohse *et al.* 1990) considered the single type of *Din. nomensis* in the Casey collection as the holotype. However, Casey (1910a) neither used the word "holotype" nor stated that he had the single specimen of that species. Therefore, Lohse

designated the lectotype of *Din. nomensis* by inference of holotype (Article 74.6; ICZN 1999).

Lohse (Lohse *et al.* 1990) stated that “the aedeagi of *B. caseyiana* and *B. nomensis* are extremely similar”. However, based on a larger body size (3.8 mm versus 3.0 mm) and a less transverse pronotum (width to length ratio  $1\frac{1}{5}$  versus  $1\frac{1}{3}$ ) of the holotype of *Boreophilia caseyiana* in comparison to the lectotype of *Din. nomensis*, Lohse considered the two as separate species. The aedeagi of the types of both species, including the sclerites of the internal sac, are in fact identical. According to my measuring, in the holotype of *Boreophilia caseyiana* the body length is 3.6 mm and pronotal width to length ratio is 1.22. In the lectotype of *Din. nomensis* the body length is 3.3 mm, and pronotal width to length ratio is 1.29. In Athetini, such difference in body length and pronotal width is not unusual within the same species. Considering the identity of the aedeagi I place *Boreophilia caseyiana* in synonymy with *Boreophilia nomensis*.

**Distribution.** *Boreophilia nomensis* is known from Alaska and Yukon Territory.



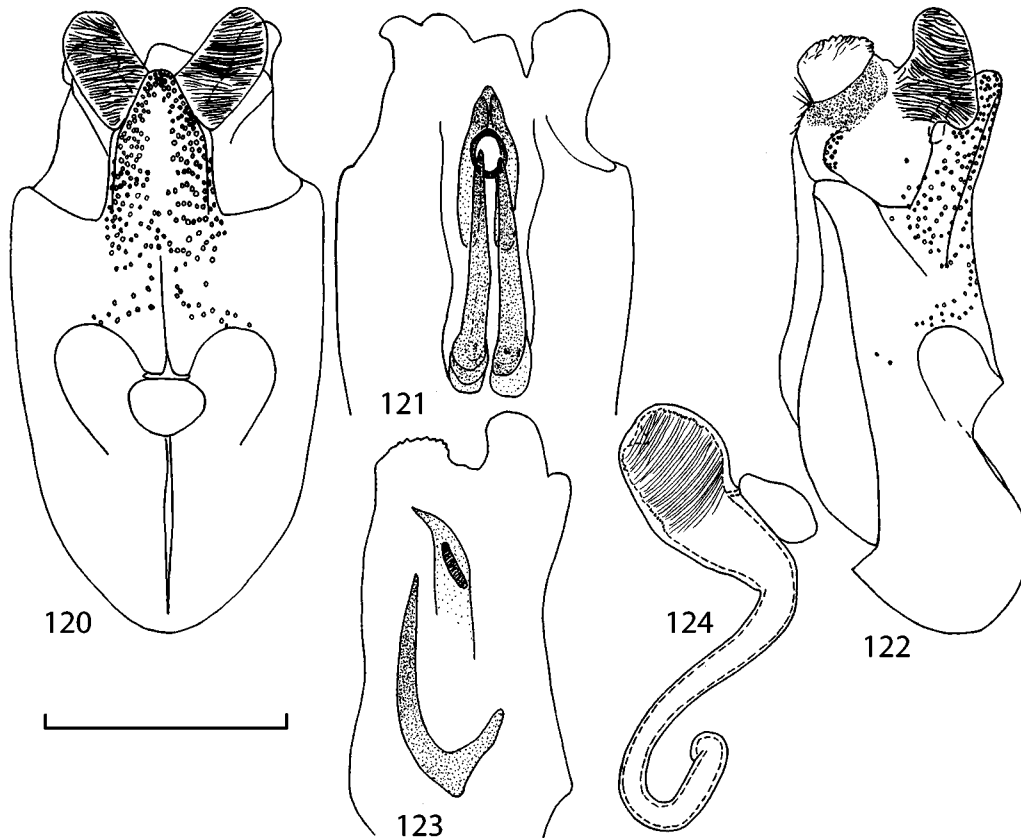
**FIGURES 116–119.** Abdominal segment 8 of *Boreophilia angusticornis* (Bernhauer) (male, lectotype of *Atheta angusticornis* (116–117); and female, lectotype of *Metaxya plutonica* Casey (118–119)). 116 — male tergum 8; 117 — male sternum 8; 118 — female tergum 8; 119 — female sternum 8. Scale bar 0.4 mm.

***Boreophilia angusticornis* (Bernhauer, 1907), comb. nov.**

(Figs. 116–124)

*Atheta* (*Metaxya*) *angusticornis* Bernhauer, 1907: 384.*Metaxya plutonica* Casey, 1910a: 82, **syn. nov.***Atheta* (*Metaxya*) *angusticornis*: Bernhauer & Scheerpeltz, 1926: 612 (as valid species).*Atheta* (*Metaxya*) *plutonica*: Bernhauer & Scheerpeltz, 1926: 616 (as valid species).

**Type material.** Lectotype of *Atheta angusticornis* (here designated): ♂ (with broken antennae), “Mt. Washgtn [Washington] N.[ew] H.[ampshire]”, “July”, white circle, “*angusticornis* Brh. Typ.”, “*angusticornis* Brh. Typus” (yellow label), “Chicago NHMus M.Bernhauer Collection” (FMNH). Paralectotype: ♀ (with missing head and prothorax), “Mt. Washgtn [Washington] N.[ew] H.[ampshire] Fenyess”, “*angusticornis* Brh. Cotypus” (yellow label), “Chicago NHMus M.Bernhauer Collection” (FMNH).



**FIGURES 120–124.** Genitalia of *Boreophilia angusticornis* (Bernhauer) (male, lectotype of *Atheta angusticornis* (120–123); and female, lectotype of *Metaxya plutonica* Casey (124)). 120 — median lobe, parameral view; 121 — apex of median lobe with retracted internal sac, abparameral view; 122 — median lobe, lateral view; 123 — apex of median lobe with retracted internal sac, lateral view; 124 — spermatheca. Scale bar 0.2 mm.

Lectotype of *Metaxya plutonica* (here designated): ♀, “Subalpine Mt. Wn. [Washington] N.[ew] H.[ampshire] vii.7.1899”, “*plutonica* Csy.”, “TYPE USNM 39064” (red label), “CASEY bequest 1925” (NMNH).

**Diagnosis.** *Boreophilia angusticornis* is closely related to Palaearctic *Boreophilia subplana* (J. Sahlberg, 1880) but differs in the shape of the aedeagus (Figs. 120–123), particularly a narrower apex of the median lobe (in parameral view) (cf. Fig. 73 in Brundin 1953 and Fig. 120 in this paper).

**Discussion.** The lectotype of *Me. plutonica* and the paralectotype of *At. angusticornis* are similar in external characters and also in the shape of the spermatheca. The two species were described from the same locality. I consider *Me. plutonica* to be a synonym of *Boreophilia angusticornis*.

**Distribution.** *Boreophilia angusticornis* is known only from the Mount Washington, New Hampshire. This area was affected by the last glaciation and is unlikely to have relict endemic species. *Boreophilia angusticornis* may occur in other high mountains of the north-eastern United States and also in Canada, at lower altitudes further north.

### ***Boreostiba* Lohse in Lohse et al., 1990**

*Boreostiba* Lohse in Lohse et al., 1990: 190 (type species: *Homalota sibirica* Mäklin, 1880, by original designation).

**Diagnosis.** See Lohse et al. (1990).

**Discussion.** Lohse et al. (1990) included in the genus *Boreostiba* five species. Two of them, *Boreostiba sibirica* (Mäklin, 1880) (the type species) and *Boreostiba frigida* (J. Sahlberg, 1880) (see Discussion for that species), have a long, completely fused and tube-like bridge of the median lobe and enlarged condilites of the parameres. Two other species included in *Boreostiba* by Lohse (Lohse et al. 1990), *Boreostiba hudsonica* Lohse, 1990 (a junior synonym of *Atheta parvipennis* Bernhauer, 1907; see above) and *Boreostiba campbelliana* Lohse, 1990 lack these features of the aedeagus and are very similar to a species (*Dimetrota smetanai* Lohse, 1990) placed by Lohse in a different genus. The males of *Boreostiba lagunae* Lohse, 1990 are unknown but this species is more similar to *Boreostiba campbelliana* than to *Boreostiba sibirica*. Until a generic revision of Athetini is completed, *Boreostiba hudsonica*, *Boreostiba campbelliana* and *Boreostiba lagunae* are placed in *Atheta*.

### ***Boreostiba frigida* (J. Sahlberg, 1880), sp. propr.**

(Figs. 87–89 in Brundin 1940; Figs. 190–193 in Lohse et al. 1990 (as *Boreostiba lamellifera*))

*Atheta frigida* J. Sahlberg, 1880: 93.

*Atheta (Oreostiba) frigida*: Bernhauer & Scheerpeltz, 1926: 620 (as valid species).

*Atheta (Oreostiba) frigida*: Brundin, 1940: 115 (as valid species).

*Boreostiba frigida*: Lohse *et al.*, 1990: 196 (as synonym of *Boreostiba sibirica* (Mäklin, 1880); misidentification).

*Boreostiba lamellifera* Lohse in Lohse *et al.*, 1990: 195, **syn. nov.**

(Other (Palearctic) references for *Boreostiba frigida* are omitted)

**Type material.** Holotype of *Boreostiba lamellifera*: **CANADA: Québec:** ♂, Payne Bay, 19.viii.1958 (W.R.M.Mason) (CNCI). Paratypes: **CANADA: Québec:** 4♀♀, Payne Bay, 19.viii.1958 (W.R.M.Mason) (CNCI); **Yukon Territory:** 2♂♂, British Mts., “Sunday Mt.”, 950 m, 69°17'N 140°03'W, under rocks at edge of snowfield, 17.vi.1984 (J.M.Campbell) (CNCI).

**Additional material.** **RUSSIA: Chukotskiy Aut. Distr.:** ♂, 1 specimen, 174<sup>th</sup> km of the road Egvekinot – Iul'tin, 67°42'N 178°40'W, 17.vii.1989 (Yu.M.Marusik); ♂, 2 specimens, 161<sup>th</sup> km of the road Egvekinot – Iul'tin, 24.vi.1989 (Yu.M.Marusik); 2♂♂, ♀, 3 specimens, 121<sup>th</sup> km of the road Egvekinot – Iul'tin, 67°18'N 178°40'W, vi.1989 (Yu.M.Marusik) (SPSU); **Magadan Region:** ♂, 2 specimens, upper Kolyma River, Tundrovyy Creek, mountain tundra, under *Salix*, 1200 m, 11.vii.1986 (Yu.M.Marusik); 5 specimens, upper Kolyma River, Bol'shoy Annachag Ridge, env. of Sibit-Tyellah, 1400 m, the Tundrovaya River valley, small *Salix* bush with moss, 6.ix.1986 (Yu.M.Marusik); 3♂♂, ♀, 5 specimens, upper Kolyma River, Bol'shoy Annachag Ridge, env. of Sibit-Tyellah, 800 m, Olen' River, *Alnus*, *Pinus pumila*, in leaf litter, 15.vii.1985 (Yu.M.Marusik); **SWEDEN:** ♂, Abisko (L.Brundin) (MZHF).

**Diagnosis.** See Brundin (1940; as *At. frigida*) and Lohse *et al.* (1990; as *Boreostiba lamellifera*).

**Discussion.** Lohse (Lohse *et al.* 1990) did not examine the types of *At. frigida* and based his judgement on the status of this species on the drawings by Brundin (1940) who had examined the types of both *At. frigida* and *H. sibirica* (the type species of *Boreostiba*). Lohse (Lohse *et al.* 1990: 197) believed that the difference in Brundin's drawings for *At. frigida* and *At. sibirica* resulted from “the variable extent of the evagination of the internal sac”. I do not agree with this interpretation of Brundin's drawings (Brundin 1940: Figs. 85–88) which are, in my opinion, more accurate than the drawings in Lohse *et al.* (1990: Figs. 190–191, 194–196). When Brundin's drawings of the median lobe of the aedeagus of *At. sibirica* (Figs. 85–86) and *At. frigida* (Figs. 87–88) are compared, the difference between the two species in the length of the athetine bridge (cf. Fig. 85 and Fig. 87 in Brundin 1940) and the shape of the apex of the median lobe (cf. Fig. 86 and Fig. 88 in Brundin 1940) is very clear. Both the athetine bridge and the apex of the median lobe are rigid structures which do not change their shape when the internal sac is everted. The differences in Brundin's drawings for *At. sibirica* and *At. frigida* allow to easily separate both species (the first species has a shorter athetine bridge than the second species) and

cannot be attributed to a different extent of the evagination of the internal sac. My examination of the holotype of *Boreostiba lamellifera* demonstrated that it was conspecific with examined Palaearctic specimens of *Boreostiba frigida*. The drawings of the aedeagus of *Boreostiba lamellifera* (Figs. 190–191, 193 in Lohse *et al.* 1990) match the corresponding drawings of *Boreostiba frigida* (Figs. 87–88 in Brundin 1940). Therefore I remove *Boreostiba frigida* from synonymy with *Boreostiba sibirica* and place *Boreostiba lamellifera* in synonymy with *Boreostiba frigida*.

**Distribution.** *Boreostiba frigida* has circumpolar distribution. In North America it is known from Canada (Québec and Yukon Territory).

### *Aloconota* Thomson, 1858

*Aloconota* Thomson, 1858: 33 (type species: *Tachyusa immunita* Erichson, 1840, by monotypy).

*Aloconota*: Benick, 1954: 133 (as valid subgenus of *Atheta* Thomson, 1858).

*Aloconota*: Benick & Lohse, 1974: 92 (as valid genus in tribe Callicerini Lohse, 1969).

(Other references are omitted)

### *Aloconota sulcifrons* (Stephens, 1832)

(Figs. 7–9 in Benick 1954)

*Aleochara sulcifrons* Stephens, 1832: 121.

*Atheta laurentiana* Blatchley, 1910: 357, **syn. nov.**

*Atheta* (*Aloconota*) *sulfifrons*: Bernhauer & Scheerpeltz, 1926: 610 (as valid species).

*Atheta* (*s. str.*) *laurentiana*: Bernhauer & Scheerpeltz, 1926: 644 (as valid species).

*Atheta* (*Aloconota*) *sulfifrons*: Benick, 1954: 139 (as valid species).

*Aloconota* (*s. str.*) *sulfifrons*: Benick & Lohse, 1974: 96 (as valid species).

*Atheta* (*Aloconota*) *sulfifrons*: Moore & Legner, 1975: 375 (as valid species).

*Aloconota insecta*: Klimaszewski & Peck, 1986 (misidentification).

**Type material.** Lectotype of *Atheta laurentiana* (here designated): ♀, (with the head and prothorax missing), “TYPE” (red label), “Lawr.[ence] Co. Ind.[iana] W.S.B. [Blatchley] 5-11-04 [11.v.1904]”, “3631 det. A.Fenyés”, “5[?]8”, “Purdue Blatchley collection”, “*Atheta laurentiana* sp. nov. 5680” (PURC).

**Additional material.** **UKRAINE: Crimea:** 8 specimens, Simferopol distr., 5 km SW Krasnoles’ye, near creek, 400 m, 19.v.1990 (V.I.Gusarov); 6 specimens, ditto but 21.v.1990; 9 specimens, Crimean Game Reserve, Alma River banks, 600 m, 3.vi.1986 (V.I.Gusarov) (SPSU); **UNITED STATES: Illinois:** Monroe Co.: 2♂♂, ♀, Krueger Dry Run Cave, 3.iv.1992 (S.Taylor & J.Krejca) (INHS, SPSU); **New Hampshire:** Grafton Co.: ♀, 2 km NNE Warren, Hwy. 118, Baker River, 43°56.42’N 71°52.52’W, 300m, river bank, under stones and in moss, 21.ix.1998 (V.I.Gusarov) (SPSU).

**Diagnosis.** See Benick 1954; Benick & Lohse 1974.

**Discussion.** The lectotype of *At. laurentiana* is similar to examined European specimens of *Alo. sulcifrons* in external characters and in the shape of spermatheca. Both names are considered synonymous.

The illustrations of the male tergum 8, the aedeagus and spermatheca provided by Klimaszewski and Peck (1986: Figs. 92–95) correspond to *Alo. sulcifrons* and not *Alo. insecta* (Thomson, 1856) (cf. Figs. 7–9 and Fig. 6 in Benick 1954).

**Distribution.** *Aloconota sulcifrons* is a common European species. According to Benick (1954), *Alo. sulcifrons* has a cosmopolitan distribution, but the old records not based on examination of genitalic characters need to be reconfirmed. In North America *Alo. sulcifrons* is known from New Hampshire, New York, Indiana, Illinois, Missouri, Kentucky, Virginia, West Virginia, Tennessee and Alabama (Klimaszewski & Peck 1986 (as *Alo. insecta*)).

### ***Adota* Casey, 1910a**

*Adota* Casey, 1910a: 67 (as subgenus of *Atheta*; type species: *Atheta massettensis* Casey, 1910a, by original designation).

*Adota*: Fenyés, 1918: 19 (as valid genus in subtribe Athetina Casey, 1910a).

*Phyconoma* Easton, 1971: 24 (as subgenus of *Atheta*; type species: *Atheta immigrans* Easton, 1971, by original designation).

*Adota*: Lohse, 1988: 46 (as valid species).

*Phyconoma*: Lohse, 1988: 46 (as synonym of *Adota*).

*Adota*: Hammond, 2000: 256 (as valid genus).

*Phyconoma*: Hammond, 2000: 256 (as synonym of *Adota*).

*Adota*: Gusarov, 2003c: 3 (as valid genus in tribe Athetini).

(For additional references see Gusarov 2003c)

### ***Adota maritima* (Mannerheim, 1843)**

(Figs. 1–16, 18–30 in Gusarov 2003c)

*Homalota maritima* Mannerheim, 1843: 224.

*Atheta* (*Phyconoma*) *immigrans* Easton, 1971: 25, **syn. nov.**

*Adota maritima*: Lohse & Smetana, 1985: 282 (as valid species).

*Adota immigrans*: Lohse, 1988: 46 (as valid species).

*Adota immigrans*: Hammond, 2000: 266 (as valid species).

*Adota maritima*: Gusarov, 2003c: 9 (as valid species).

(For additional references see Gusarov 2003c)

**Type material.** Lectotype of *Homalota maritima* (designated by Lohse and Smetana (1985)): **UNITED STATES: Alaska:** Sitka (MZHF).

**Additional material. UNITED STATES: Alaska:** 14 specimens, Kenai Peninsula, Homer, S shore of Homer spit, 59°36.33'N 151°25.71'W, sandy seashore, in seaweed (V.I.Gusarov), 22.vii.1998 (AMNH, SPSU).

**Diagnosis.** See Gusarov (2003c).

**Discussion.** The description and illustrations (Easton 1971) of *At. immigrans* agree completely with the lectotype and examined specimens of *Ad. maritima*. Therefore *At. immigrans* is a synonym of *Ad. maritima*.

**Distribution.** *Adota maritima* is known from the Pacific coast of North America, from Alaska to California. The recent records from Britain (Easton 1971, Hammond 2000) apparently represent an introduction.

### ***Dalotia* Casey, 1910a**

(Fig. 55 in Yosii & Sawada 1976; Figs. 125–126 in this paper)

*Dalotia* Casey, 1910a: 106 (as subgenus of *Dimetrota*; type species: *Dimetrota (Dalotia) pectorina* Casey, 1910a, by original designation).

*Atheta (Dalotia)*: Bernhauer & Scheerpeltz, 1926: 662 (as synonym of *Atheta (Dimetrota)*).

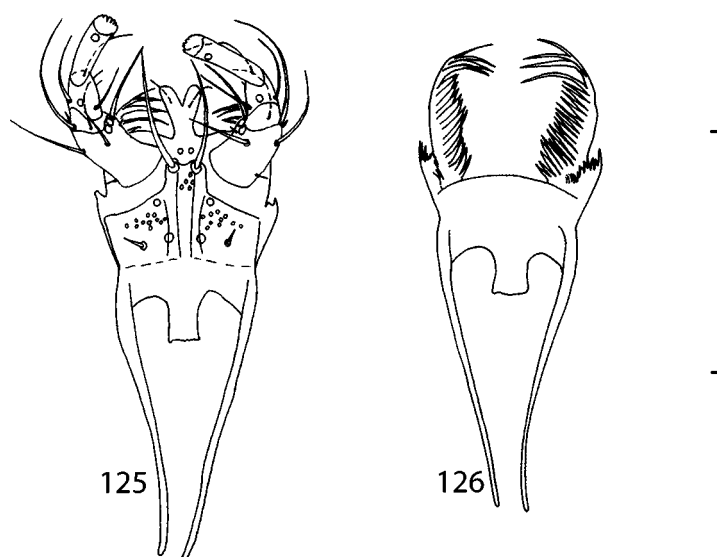
(Other references are omitted)

**Diagnosis.** *Dalotia* can be recognized by the combination of the following characters: body broad; sensilla *a* of epipharynx long; antennal article 2 as long as article 3, articles 4–10 slightly elongate or subquadrate; ligula with narrow base and split apically; labial palpus with setae  $\alpha$ ,  $\beta$ ,  $\gamma$  and  $\delta$  present; ligula with two long setae; hypopharynx with long setae; infraorbicular carina complete, pronotum strongly transverse, with microsetae directed anteriorly along the midline; in lateral portions of the disc microsetae directed laterad and obliquely posteriorly (Type I, Benick & Lohse 1974); pronotal macrosetae long; pronotal hypomera fully visible in lateral view; medial macroseta of mesotibia strong, longer than tibial width; mesothoracic process narrow; tarsal formula 4-5-5; metatarsal segment 1 as long as segment 2; with one empodial seta, shorter than claws; abdominal terga 3–5 with transverse basal impression; medial lamellae of internal sac present; copulatory piece with pointed apex.

*Dalotia* differs from *Atheta* in having its ligula with two long setae (Fig. 125) and long hypopharyngeal setae (Fig. 126).

**Discussion.** The type species of *Dalotia* is *Dimetrota pectorina* Casey, 1910a by original designation. Casey did not specifically state in his description of *Dalotia* that *Dimetrota pectorina* was the type species of *Dalotia*; however, while designating the type species of *Noverota* Casey, 1910a in the same paper, Casey stated (1910a, p. 90): “The first species may be regarded as the type, as in all other cases where the type is not specifically named”. *Dimetrota pectorina* is a synonym of the species known as *Atheta coriaria* (Kraatz, 1856) (see below).





**FIGURES 125–126.** Prementum and hypopharynx of *Dalotia coriaria* (Kraatz) (male from Manhattan, New York). 125 — prementum; 126 — hypopharynx. Scale bar 0.1 mm.

Muona (1979a, 1979b, 1987) pointed out that the species well known under the name *Atheta coriaria* does not in fact belong to *Atheta* because of the bisetose glossa and the distinct complex structure of the internal sac of the aedeagus. Because this species occurs in North America (Muona 1979a, 1984) Muona did not propose a new name for the genus which would include this species. He suggested that one of the Casey names might be used when the types of Casey species are revised. My revision of Casey types of Aleocharinae suggests that *Dalotia* should be the valid name for this genus.

***Dalotia coriaria* (Kraatz, 1856), comb. nov.**

(Fig. 129 in Strand & Vik 1964)

*Homalota coriaria* Kraatz, 1856: 282.

*Atheta* (*s. str.*) *coriaria*: Bernhauer, 1907: 391 (as valid species).

*Pseudota miscella* Casey, 1910a: 115, **syn. nov.**

*Dimetrota* (*Dalotia*) *pectorina* Casey, 1910a: 106, **syn. nov.**

*Dimetrota* (*Dalotia*) *crucialis* Casey, 1910a: 107, **syn. nov.**

*Dimetrota* (*Dalotia*) *pectorina*: Casey, 1911b: 252 (as valid species).

*Dimetrota* (*Dalotia*) *crucialis*: Casey, 1911b: 252 (as synonym of *Dim. pectorina*).

*Atheta* (*s. str.*) *coriaria*: Fenyés, 1920: 211 (as valid species).

*Atheta* (*Pancota*) *miscella*: Fenyés, 1920: 202 (as valid species).

*Atheta* (*Dimetrota*) *pectorina*: Fenyés, 1920: 205 (as valid species).

*Atheta* (*Dimetrota*) *crucialis*: Fenyés, 1920: 205 (as synonym of *At. pectorina*).

- Atheta* (*s. str.*) *coriaria*: Bernhauer & Scheerpeltz, 1926: 640 (as valid species).  
*Atheta* (*Pancota*) *miscella*: Bernhauer & Scheerpeltz, 1926: 661 (as valid species).  
*Atheta* (*Dimetrota*) *pectorina*: Bernhauer & Scheerpeltz, 1926: 664 (as valid species).  
*Atheta* (*Dimetrota*) *crucialis*: Bernhauer & Scheerpeltz, 1926: 664 (as synonym of *At. pectorina*).  
*Atheta* (*s. str.*) *coriaria*: Strand & Vik, 1964: 330.  
*Atheta* (Mischgruppe I) *coriaria*: Benick & Lohse, 1974: 202.  
*Atheta* (*s. str.*) *coriaria*: Moore & Legner, 1975: 357 (as valid species).  
*Atheta* (*Pancota*) *miscella*: Moore & Legner, 1975: 366 (as valid species).  
*Atheta* (*Dimetrota*) *pectorina*: Moore & Legner, 1975: 369 (as valid species).  
*Atheta* (*Dimetrota*) *crucialis*: Moore & Legner, 1975: 369 (as synonym of *At. pectorina*).  
*Taxicera academica* Sawada in Yosii & Sawada, 1976: 125.  
*Xenota coriaria*: Seevers, 1978: 247.  
*Pseudota miscella*: Seevers, 1978: 260 (as valid species).  
*Dimetrota pectorina*: Seevers, 1978: 260 (as valid species).  
*Dimetrota crucialis*: Seevers, 1978: 260 (as synonym of *Dim. pectorina*).  
*Atheta* (*s. str.*) *coriaria*: Muona, 1979a: 48 (as valid species not belonging to the “true” *Atheta*; retained in *Atheta* for convenience).  
*Taxicera academica*: Muona, 1979a: 48 (as synonym of *At. coriaria*).  
*Atheta* (*s. str.*) *coriaria*: Muona, 1979b: 25 (as valid species not belonging to the “true” *Atheta*; retained in *Atheta* for convenience).  
*Atheta coriaria*: Frank, 1980: 388.  
*Atheta* (*s. str.*) *coriaria*: Muona, 1984: 230.  
“*Atheta*” *coriaria*: Muona, 1987: 23 (as valid species not belonging to the “true” *Atheta*).  
*Taxicera academica*: Muona, 1987: 23 (as synonym of *At. coriaria*).

(Other (Palearctic) references are omitted)

**Type material.** Lectotype of *Pseudota miscella* (here designated): ♂, “N.[ew] J.[ersey]”, “*miscella* Csy.”, “TYPE USNM 39147” (red label), “CASEY bequest 1925” (NMNH).

Lectotype of *Dimetrota pectorina* (here designated): ♂, “Sta. Cruz Mts. Cal.[ifornia]”, “*Dalotia pectorina* Csy.”, “TYPE USNM 39131” (red label), “CASEY bequest 1925” (NMNH).

Lectotype of *Dimetrota crucialis* (here designated): ♂, “Sta. Cruz Mts. Cal.[ifornia]”, “*crucialis* Csy.”, “TYPE USNM 39132” (red label), “CASEY bequest 1925” (NMNH).

**Additional material. UNITED STATES: Louisiana:** East Baton Rouge Parish: ♀, Baton Rouge, Louisiana State University campus, 1–15.vi.1998 (A.Tishechkin); ♂, ditto but light trap, 7–17.v.1998 (SPSU); **New York:** Manhattan: ♂, ♀, 6<sup>th</sup> Street & Avenue B Garden, 40°43.45'N 73°58.91'W, compost, 3.xii.1998 (A.Berkov & V.R.Coffman); 4 specimens, ditto but 5.ix.1999 (A.Berkov) (SPSU); **UKRAINE: Crimea:** 10 specimens, env. of Yalta, Botanicheskoye, in rotting hay, 150 m, 2.ix.1990 (V.I.Gusarov) (SPSU).

**Diagnosis.** See Benick & Lohse (1974; as *Atheta coriaria*). Aedeagus and spermatheca: Fig. 129 in Strand & Vik (1964).

**Discussion.** The lectotypes of *Ps. miscella*, *Dim. pectorina* and *Dim. crucialis* agree completely with the specimens of *Dal. coriaria* from Europe in external characters, including male secondary features and the shape of the aedeagus.

Muona (1979a, 1987) pointed out that *Atheta coriaria* is conspecific with *Taxicera academica* based on the detailed illustrations of the internal sac of the aedeagus of the latter species by Yosii and Sawada (1976). I accept Muona's interpretation.

**Distribution.** In North America *Dal. coriaria* is known from California, Florida (Frank 1980), Louisiana, New Jersey and New York. Because *Dal. coriaria* is restricted to areas on the West and East coasts, and not known from inland states of the United States, it is probably an introduction from Europe.

### ***Dochmonota* Thomson, 1859**

*Dochmonota* Thomson, 1859: 40 (type species: *Homalota funebris* Thomson, 1856, by original designation).

*Dochmonota*: Lohse 1989: 208.

(Other references are omitted)

### ***Dochmonota rudiventris* (Eppelsheim, 1886)**

(Fig. 48 in Strand & Vik 1964)

*Homalota rudiventris* Eppelsheim, 1886: 35.

*Dimetrota* (s. str.) *revoluta* Casey, 1910a: 104, **syn. nov.**

*Datomicra* (s. str.) *vaciva* Casey, 1910a: 126, **syn. nov.**

*Atheta* (*Dochmonota*) *rudiventris*: Fenyès, 1920: 189 (as valid species).

*Atheta* (*Dimetrota*) *revoluta*: Fenyès, 1920: 205 (as valid species).

*Atheta* (*Datomicra*) *vaciva*: Fenyès, 1920: 220 (as valid species).

*Atheta* (*Dochmonota*) *rudiventris*: Bernhauer & Scheerpeltz, 1926: 637 (as valid species).

*Atheta* (*Dimetrota*) *revoluta*: Bernhauer & Scheerpeltz, 1926: 665 (as valid species).

*Atheta* (*Datomicra*) *vaciva*: Bernhauer & Scheerpeltz, 1926: 669 (as valid species).

*Atheta* (*Dochmonota*) *rudiventris*: Strand & Vik, 1964: 331 (as valid species).

*Atheta* (Mischgruppe II) *rudiventris*: Benick & Lohse, 1974: 172 (as valid species).

*Atheta* (*Dimetrota*) *revoluta*: Moore & Legner, 1975: 372 (as valid species).

*Atheta* (*Datomicra*) *vaciva*: Moore & Legner, 1975: 376 (as valid species; misspelled as *vacina*).

*Dimetrota revoluta*: Seevers, 1978: 260 (as valid species).

*Datomicra vaciva*: Seevers, 1978: 259 (as valid species).

*Dochmonota rudiventris*: Muona, 1984: 229 (as valid species).

*Dochmonota rudiventris*: Lohse, 1989: 208 (as valid species).

(Other (Palaeartic) references are omitted)

**Type material.** Holotype of *Dimetrota revoluta*: ♂, "Id.[aho][Cœur d'Alene]", "*revoluta* Csy.", "TYPE USNM 39122" (red label), "CASEY bequest 1925" (NMNH).

Lectotype of *Datomicra vaciva* (here designated): ♂, "Mass.[achusetts] β [Blanchard leg.]", "*vaciva* Csy.", "TYPE USNM 39173" (red label), "CASEY bequest 1925"

(NMNH). Paralectotypes: 2♀♀, “Mass.[achusetts] β [Blanchard leg.]”, “*vaciva* PARATYPE USNM 39173” (red label), “CASEY bequest 1925” (NMNH).

**Additional material. CANADA: Newfoundland:** 2♂♂, 4♀♀, W Newfoundland, Deer Lake, 30.v.1951 (Lindroth) (MZHF); **Northwest Territories:** ♂, Fort Simpson, 10.vi.1972 (A.Smetana); ♂, ditto but Harris River, 15.vi.1972; ♂, 2♀♀, 5 mi. SE Fort Simpson, Hwy. 3, 21.vi.1972 (A.Smetana); ♀, 8 mi. SE Fort Simpson, 18.vi.1972 (A.Smetana) (CNCI); **Yukon Territory:** ♀, Dempster Hwy. Mi. 152.5, 1900', 20.vii.1978 (A.Smetana & J.M.Campbell) (CNCI).

**Diagnosis.** See Benick & Lohse (1974; as *Atheta rudiventris*). Aedeagus and spermatheca (Fig. 48: Strand & Vik, 1964).

**Discussion.** The types of *Dimetrota revoluta* and *Datomicra vaciva* agree completely with European specimens of *Dochmonota rudiventris* in external characters, and in the shape of the aedeagus and spermatheca.

**Distribution.** In North America *Dochmonota rudiventris* is known from Yukon Territory, Northwest Territories, Newfoundland, Massachusetts and Idaho.

### *Emmelostiba* Pace, 1982

*Emmelostiba* Pace, 1982: 446 (type species: *Emmelostiba besucheti* Pace, 1982, by original designation).

*Pseudousipalia* Lohse in Lohse *et al.*, 1990: 149 (type species: *Pseudousipalia microptera* Lohse in Lohse *et al.*, 1990, by original designation; in subtribe Callicerina Lohse, 1969), **syn. nov.**

(Other references are omitted)

**Diagnosis.** See Pace (1982).

**Discussion.** The type species of *Pseudousipalia* and *Emmelostiba* are similar in their mouthparts, particularly the shape of the ligula which is split into two separate lobes (Fig. 12 in Pace 1982); in their pronotal setation pattern (Fig. 11 in Pace 1982); and in the distinct shape of the aedeagus, particularly the deeply split apex of the median lobe (Fig. 16 in Pace 1982; Fig. 54 in Lohse *et al.* 1990). Based on this similarity, I place *Pseudousipalia* in synonymy with *Emmelostiba*. The genus *Emmelostiba* was previously known from the Palearctic and Oriental Regions.

### *Emmelostiba microptera* (Lohse in Lohse *et al.*, 1990), **comb. nov.**

(Figs. 54–55 in Lohse *et al.* 1990; Fig. 1 in Lohse 1991)

*Pseudousipalia microptera* Lohse in Lohse *et al.*, 1990: 150.

*Pseudousipalia microptera*: Lohse, 1991: 20.

**Type material.** Holotype of *Pseudousipalia microptera*: **CANADA: Yukon Territory:**

♂, British Mts., “June Creek”, 320 m, 3 km NW Firth River, 69°13'N 140°05'W, sifting *Salix* and *Alnus* litter, 29.vi.1984 (J.M.Campbell) (CNCI). Paratypes: **CANADA: Yukon Territory:** ♂, Keno, 5000', 18.vii.1968 (Campbell & Smetana) (CNCI); ♂, ♀, British Mts., “Windy Ridge”, 450 m, 69°27'N 140°26'W, sifting *Salix* litter, 2.vii.1984 (J.M.Campbell); ♀, British Mts., Fish Creek, 180 m, 69°27'N 140°19'W, sifting litter under dwarf *Populus*, 1.vii.1984 (J.M.Campbell) (CNCI).

**Additional material. CANADA: Yukon Territory:** 3♂♂, ♀, 8 mi. NW Keno, 6000', 19.vii.1968 (Campbell & Smetana); 2♀♀, Keno, 5000', 18.vii.1968 (Campbell & Smetana) (CNCI); **UNITED STATES: Alaska:** ♂, Mi. 1252, Alaska Hwy., 7.vii.1968 (Campbell & Smetana); ♂, Prudhoe Bay Road, creek near Minnie Creek, 1.vii.1978 (J.M.Campbell); ♂, Mi. 43, Taylor Hwy., 8.vii.1968 (Campbell & Smetana) (CNCI).

**Diagnosis.** See Lohse *et al.* (1990).

**Distribution.** *Emmelostiba microptera* is known from Alaska and Yukon Territory.

### ***Liogluta* Thomson, 1858**

*Liogluta* Thomson, 1858: 35 (type species: *Homalota umbonata* Erichson, 1839, by monotypy).  
*Liogluta*: Benick & Lohse, 1974: 120 (as valid genus in tribe Callicerini Lohse, 1969).

(Other references are omitted)

### ***Liogluta nitens* (Mäklin in Mannerheim, 1852)**

(Fig. 12 in Lohse & Smetana 1985; Figs. 98–100 in Klimaszewski & Winchester 2002)

*Homalota nitens* Mäklin in Mannerheim, 1852: 307.

*Atheta* (*Philygra* [sic!]) *nitens*: Bernhauer, 1907: 387.

*Atheta* (*Liogluta*) *insolens* Casey, 1910a: 16, **syn. nov.**

*Dimetrota* (*s. str.*) *resplendens* Casey, 1910a: 104, **syn. nov.**

*Atheta* (*s. str.*) *apposita* Casey, 1911a: 90, **syn. nov.**

*Atheta* (*Philhygra*) *nitens*: Fenyés, 1920: 201 (as valid species).

*Atheta* (*Liogluta*) *insolens*: Fenyés, 1920: 209 (as valid species).

*Atheta* (*Dimetrota*) *resplendens*: Fenyés, 1920: 205 (as valid species).

*Atheta* (*s. str.*) *apposita*: Fenyés, 1920: 214 (as valid species).

*Atheta* (*Philhygra*) *nitens*: Bernhauer & Scheerpeltz, 1926: 629 (as valid species).

*Atheta* (*Liogluta*) *insolens*: Bernhauer & Scheerpeltz, 1926: 657 (as valid species).

*Atheta* (*Dimetrota*) *resplendens*: Bernhauer & Scheerpeltz, 1926: 665 (as valid species).

*Atheta* (*s. str.*) *apposita*: Bernhauer & Scheerpeltz, 1926: 638 (as valid species).

*Atheta* (*Philhygra*) *nitens*: Moore & Legner, 1975: 367 (as valid species).

*Atheta* (*Liogluta*) *insolens*: Moore & Legner, 1975: 364 (as valid species).

*Atheta* (*Dimetrota*) *resplendens*: Moore & Legner, 1975: 372 (as valid species).

*Atheta* (*s. str.*) *apposita*: Moore & Legner, 1975: 354 (as valid species).

*Xenota nitens*: Seevers, 1978: 670 (as valid species).

*Liogluta insolens*: Seevers, 1978: 263 (as valid species).

*Dimetrota resplendens*: Seevers, 1978: 260 (as valid species).

*Xenota apposita*: Seevers, 1978: 269 (as valid species).

*Liogluta nitens*: Lohse & Smetana, 1985: 288 (as valid species).

*Atheta (Liogluta) nitens*: Klimaszewski & Winchester, 2002: 40 (as valid species).

**Type material.** Lectotype of *Homalota nitens* (designated by Lohse and Smetana (1985)): **UNITED STATES: Alaska:** ♂, Sitka (Holmberg) (MZHF).

Lectotype of *Atheta insolens* (here designated): ♂, “QCI [Queen Charlotte Islands]”, “*insolens*-2 PARATYPE USNM 39479” (red label), “CASEY bequest 1925” (NMNH). Paralectotype: ♀, “QCI [Queen Charlotte Islands]”, “*insolens* Csy.”, “TYPE USNM 39479” (red label), “CASEY bequest 1925” (NMNH).

Holotype of *Dimetrota resplendens*: ♀, “QCI [Queen Charlotte Islands]”, “*resplendens* Csy.”, “TYPE USNM 39123” (red label), “CASEY bequest 1925” (NMNH).

Lectotype of *Atheta apposita* (here designated): ♀, “Metlakatla, B.[ritish] Col.[umbia] Keen”, “*apposita* Csy.”, “TYPE USNM 39308” (red label), “CASEY bequest 1925” (NMNH). Paralectotype: ♀, “Metlakatla, B.[ritish] Col.[umbia] Keen”, “*apposita* PARATYPE USNM 39308” (red label), “CASEY bequest 1925” (NMNH).

**Additional material: UNITED STATES: Alaska:** 7♀♀, Denali State Park, Byers Lake Campground, 23.vi.1978 (Smetana & Becker); 8♀♀, ditto but 25.vi.1978; ♀, ditto but above Byers Lake, 2500', 24.vi.1978 (Smetana & Becker); 3♀♀, Denali State Park at Hwy. 1, 20.vi.1978 (Smetana & Becker); 4♂♂, 7♀♀, Kenai Mts., Ptarmigan Creek campground, 500–600', 26.v.1978 (Smetana & Becker); 5♀♀, Kenai Mts., 16 mi. N Seward, 500–600', 26.v.1978 (Smetana & Becker); 2♂♂, 15♀♀, Kenai Mts., 22 mi. N Seward, 600–800', 27.v.1978 (Smetana & Becker); 7♀♀, Kenai Mts., 23 mi. N Seward, 600–900', 28.v.1978 (Smetana & Becker); 10♀♀, Kenai Mts., 15 mi. N Seward, 400', 29.v.1978 (Smetana & Becker); ♀, Kenai Mts., 2 mi. S Moose Pass, 500', 30.v.1978 (A.Smetana & E.C.Becker); ♀, Kenai Peninsula, 1 mi. W Anchor Point, 1.vi.1978 (Smetana & Becker); ♂, 4♀♀, Kenai Peninsula, Anchor River Campground, 12 mi. N Homer, 450', 3.vi.1978 (Smetana & Becker); 3♀♀, ditto but 5.vi.1978; 11♀♀, Kenai Peninsula, Anchor River at Highway 1, 450', 4.vi.1978 (Smetana & Becker); 3♀♀, Kenai Mts., Crown Pt. Mine 4000', 3 air mi. NE Crown Pt., 17.vi.1978 (Smetana & Becker); ♀, Kenai Mts., Tern Lake campground, 7000', 12.vi.1978 (Smetana & Becker); ♀, Kenai Peninsula, Kasilof River at Hwy. 1, 12.vi.1978 (Smetana & Becker); ♂, ♀, Kenai Peninsula, 8 mi. SE Kasilof, 9.vi.1978 (Smetana & Becker); ♂, Kenai Peninsula, Kalifonsky Beach near Kenai, 8.vi.1978 (Smetana & Becker); 2♂♂, Kenai Peninsula, Clam Gulch, 6.vi.1978 (Smetana & Campbell); ♀, Alaska Range, Antimony Creek, 3500', 2.5 mi. E mi. 181 George Parks Hwy., 27.vi.1978 (Smetana & Becker); ♀, 8 mi. NW Haines, 3.vii.1968 (Campbell & Smetana) (CNCI); **Oregon:** Benton Co.: 5♂♂, 2♀♀, Mary's Peak, 3800', 27.vii.1979 (J.M. & B.A.Campbell) (CNCI); **Washington:** ♀, Olympic N. P., Obstruction Peak, 6000', 10.viii.1979 (J.M.Campbell & B.A.Campbell); ♂, ♀, Olympic N. P., 4.0–6.0 mi. SE Soleduck Campground, 2500–3100', 15.viii.1979 (J.M.Campbell & B.A.Campbell); ♂, Olympic N. P., Lunch Lake, 4400', 9 mi. SE

Soleduck R.S., 17.viii.1979 (J.M.Campbell & B.A.Campbell); ♂, Olympic N. P., 7 mi. S Port Angeles, 2400', 11.viii.1979 (J.M.Campbell & B.A.Campbell) (CNCI); **CANADA: British Columbia:** ♂, ♀, 5 mi. E Whistler's Mt., 29.v.1968 (Campbell & Smetana); ♂, Slide Mt, 10 mi. E Barkerville, 4500', 24.vi.1968 (Campbell & Smetana) (CNCI).

**Diagnosis.** See Klimaszewski & Winchester (2002). This species is unusual in lacking a sclerotized spermatheca.

**Discussion.** The types of *H. nitens*, *At. insolens*, *At. apposita* and *Dim. resplendens* are similar in external characters, in the shape of the aedeagus (in male specimens) and in lacking a sclerotized spermatheca (in female specimens).

**Distribution.** *Atheta nitens* is known from Alaska, British Columbia, Washington and Oregon.

### ***Thamiaraea* Thomson, 1858**

(Figs. 1–23 in Hoebeke 1988)

*Thamiaraea* Thomson, 1858: 35 (type species: *Aleochara cinnamomea* (Gravenhorst, 1802), by monotypy).

*Fusalia* Casey, 1911a: 145 (as subgenus of *Sableta* Casey, 1910a; type species: *Sableta brittoni* Casey, 1911a, by original designation; in subtribe Athetina (spelled as Athetae)), **syn. nov.**

*Thamiaraea*: Fenyes, 1918: 184 (as valid genus in subtribe Schistogeniina Fenyes, 1918 (spelled as Schistogeniinae)).

*Thamiaraea*: Fenyes, 1920: 144 (as valid genus in tribe Myrmedoniini Thomson, 1867).

*Thamiaraea*: Fenyes, 1921: 35 (as valid genus in tribe Thamiaraeini Fenyes, 1921).

*Atheta* (*Fusalia*): Fenyes, 1920: 221 (as synonym of *Atheta* (*Sableta*)).

*Thamiaraea*: Bernhauer & Scheerpeltz, 1926: 682 (as valid genus in subtribe Schistogeniina (spelled as Schistogeniinae)).

*Atheta* (*Fusalia*): Bernhauer & Scheerpeltz, 1926: 666 (as synonym of *Atheta* (*Sableta*)).

*Thamiaraea*: Lohse, 1974a: 221 (as valid genus in the tribe Schistogeniini).

*Thamiaraea*: Moore & Legner, 1975: 497 (as valid genus).

*Atheta* (*Fusalia*): Moore & Legner, 1975: 352 (as synonym of *Atheta* (*Sableta*)).

*Thamiaraea*: Seevers, 1978: 131 (as valid genus in *Thamiaraea* group of the tribe Athetini).

*Fusalia*: Seevers, 1978: 103 (as valid genus in subtribe Dimetrotina Seevers, 1978 (spelled as Dimetrotae)).

*Thamiaraea*: Hoebeke, 1988: 16 (as valid genus).

*Thamiaraea*: Lohse, 1989: 220 (as valid genus in the tribe Thamiaraeini Fenyes, 1921).

*Thamiaraea*: Ashe in Newton *et al.*, 2000: 372 (as valid genus in tribe Athetini; unassigned to subtribe).

*Fusalia*: Ashe in Newton *et al.*, 2000: 370 (as valid genus in subtribe Dimetrotina Seevers, 1978).

(Other references for *Thamiaraea* are omitted)

**Diagnosis.** See Lohse (1974a) and Hoebeke (1988).

**Discussion.** The type species of *Fusalia* has all diagnostic characters of the genus *Thamiaraea* (particularly, very distinct labial palpi), and is conspecific with *Thamiaraea lira* Hoebeke, 1988. Therefore, *Fusalia* is a junior subjective synonym of *Thamiaraea*.

***Thamiaraea brittoni* (Casey, 1911a), comb. nov.**

(Figs. 11–14, 20–23 in Hoebeke 1988 (as *Th. lira*); Figs. 1–8 in Hoebeke 1994 (as *Th. paralira*); Figs. 127–134 in this paper)

*Sableta* (*Fusalia*) *brittoni* Casey, 1911a: 145.

*Atheta* (*Sableta*) *brittoni*: Fenyés, 1920: 221 (as valid species).

*Atheta* (*Sableta*) *brittoni*: Bernhauer & Scheerpeltz, 1926: 666 (as valid species).

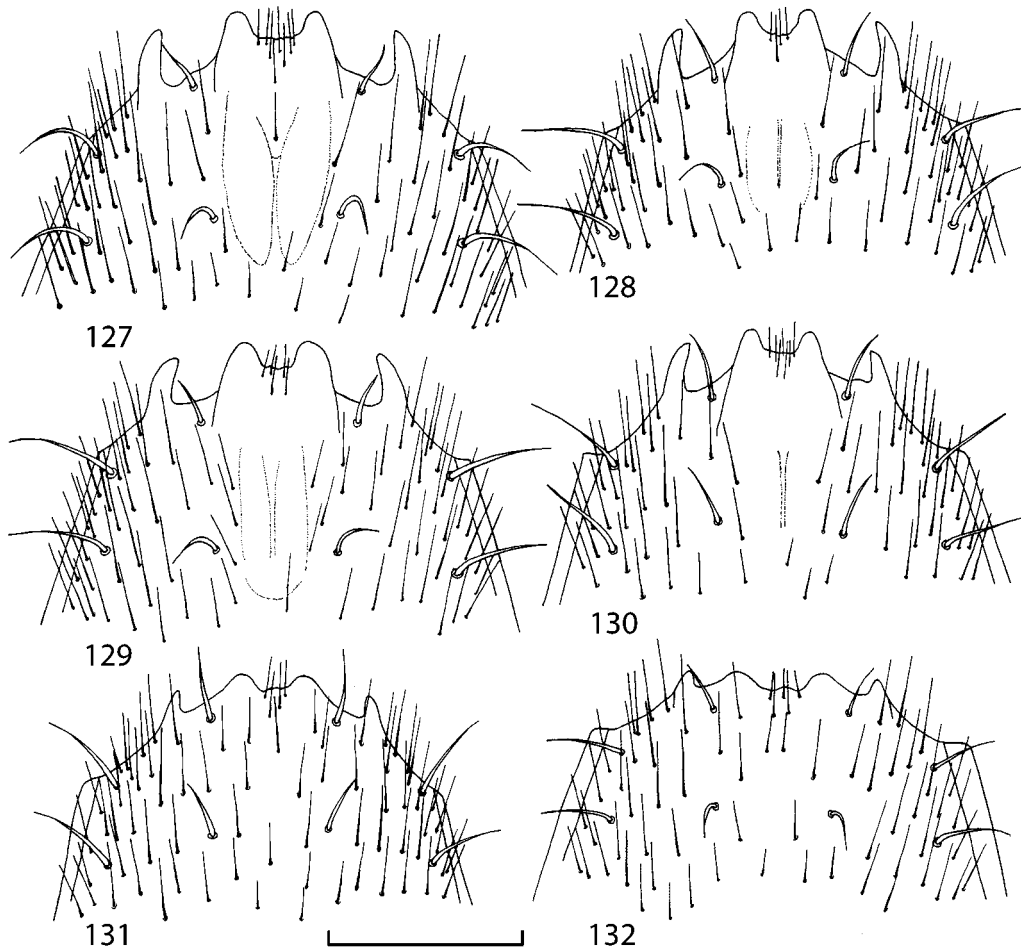
*Atheta* (*Sableta*) *brittoni*: Moore & Legner, 1975: 356 (as valid species).

*Fusalia* *brittoni*: Seevers, 1978: 260 (as valid species).

*Thamiaraea lira* Hoebeke, 1988: 21, **syn. nov.**

*Thamiaraea paralira* Hoebeke, 1994: 1, **syn. nov.**

*Fusalia* *brittoni*: Ashe in Newton *et al.*, 2000: 370 (as valid species).



**FIGURES 127–132.** Apex of male abdominal tergum 8 of *Thamiaraea brittoni* (Casey). 127 — paratype of *Th. lira* Hoebeke, Arendtsville, Pennsylvania; 128 — Stony Creek, Ontario; 129 — 7 km S Lawrence, Kansas; 130 — New London County, Connecticut; 131–132 — paratypes of *Th. paralira* Hoebeke, Yonkers, New York. Scale bar 0.2 mm.



**Type material.** Lectotype of *Sableta brittoni* (here designated): ♀, “Westville Ct.[Connecticut] 27 July 1905 W.E.Britton”, “*Fusalia brittoni* Csy.”, “TYPE USNM 39146” (red label), “CASEY bequest 1925” (NMNH).

Holotype of *Thamiaraea lira*: **UNITED STATES: Pennsylvania:** Adams Co.: ♂, Arendtsville, 24.v.1927 (S.W.Frost) (CUIC). Paratypes: **UNITED STATES: Pennsylvania:** Adams Co.: ♀ (allotype), Arendtsville, 10.v.1927 (S.W.Frost); ♀, ditto but 18.iii.1927; ♂, ditto but 7.vi.1927; ♂, ditto but 2.vi.1927; ♂, ditto but 10.v.1927; ♂, ditto but 24.v.1927 (CUIC).

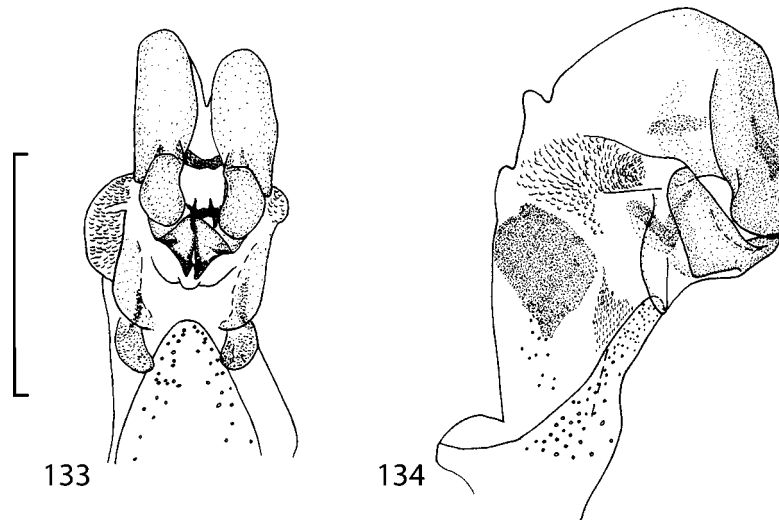
Holotype of *Thamiaraea paralira*: **UNITED STATES: New York:** Westchester Co.: ♂, Yonkers, in flowers of *Calycanthus fertilis*, 29.v.1938 (H.Dietrich) (CUIC). Paratypes: **UNITED STATES: New York:** Westchester Co.: 4♂♂, same data as the holotype; **Mississippi:** Pontotoc Co.: ♂, 1 mi. SE Ecu, pitfall trap in deciduous woods, 18.xii.1980 (W.H.Cross) (CUIC).

**Additional material.** **UNITED STATES: Connecticut:** New London Co.: ♂, molasses trap, 9.vi.1974 (L.E.Watrous) (FMNH); **Kansas:** Douglas Co.: ♂, ♀, 7 km S Lawrence, ex fermenting sap flow, 30.viii.1992 (J.S.Ashe) (KSEM); **New Jersey:** Middlesex Co.: 5♂♂, 4♀♀, Avenel (FMNH); **Ohio:** Clark [?] Co.: ♂, “Shadywilde Selma”, Malaise trap, center of big woods, 19.v.1972 (R.S.Boone); ♂, ditto but corner of big woods, 1.vi.1971; ♀, ditto but 23.ix.1971; ♂, ditto but by creek, 3.ix.1968; ♂, ditto but 9.vii.1968; ♂, ditto but 6.vii.1968; ♀, ditto but 7.vii.1968; Franklin Co.: ♂, ♀, Columbus, Ohio State University woods, ex banana trap, 20–27.x.1979 (L.E.Watrous); 2♂♂, ♀, ditto but 28–31.x.1979 (FMNH); **Pennsylvania:** Northampton Co.: ♀, Easton, 30.ix.1932 (J.W.Green) (FMNH); **CANADA: Ontario:** Wentworth Co.: 2♂♂, 2♀♀, Stoney Cr., on rotted bananas in pitfall, 2.vi.1973 (H.Frania) (KSEM); **Québec:** ♀, Downey, 19.vi.1995 (SPSU).

**Diagnosis.** See Hoebeke (1988 (as *Th. lira*), and 1994 (as *Th. paralira*)).

**Discussion.** According to Hoebeke (1994), *Th. paralira* differs from *Th. lira* only in having a smaller body size, shorter teeth at the posterior margin of the male abdominal tergum 8, and a weaker medial swelling in the posterior half of the tergum. My examination of the types of both species confirmed that they are identical in the shape of the aedeagus. In one paratype of *Th. paralira* and in several specimens fitting the description of *Th. lira* (in details of the male tergum 8) the internal sac was everted, and rather elaborate sclerites of the internal sac (Figs. 133–134) were examined. No difference between the specimens was found. Within species, the shape of the aedeagus and the sclerites of internal sac are usually less variable than the shape of the male tergum 8. It is a common phenomenon in many groups of aleocharines for smaller male specimens to have less prominent secondary sexual features (*e. g.*, in *Stethusa dichroa* (Gravenhorst, 1802) (cf. Figs. 24–26 in Gusarov 2003d); in *Tropimenelytron americanum* Gusarov, 2002e and *Tr. californicum* Gusarov, 2002e (Gusarov 2002e)). Considering that 1) the types of *Th. lira* and *Th. paralira* are identical in the shape of the aedeagus; 2) there is no

gap between the male specimens with the sexual features fitting *Th. lira* on one side, and *Th. paralira* on the other (Figs. 127–132); 3) it is the smaller male specimens of *Thamiaraea* that have less pronounced sexual features on the tergum 8; 4) both morphs are sympatric and even were collected in the same samples (Hoebeke 1994); I synonymize *Th. lira* and *Th. paralira*.



**FIGURES 133–134.** Everted internal sac of *Thamiaraea brittoni* (Casey) (paratype of *Th. paralira* Hoebeke, Yonkers, New York). 133 — parameral view; 134 — lateral view. Scale bar 0.2 mm.

My examination of the lectotype of *Sableta brittoni* revealed that it in fact belongs to *Thamiaraea* and is conspecific with both *Th. lira* and *Th. paralira*. *Thamiaraea brittoni* is the valid name for this species. Unfortunately, Casey (1911a) misplaced this species in *Sableta* Casey, 1910a, a genus unrelated to *Thamiaraea*, and when Hoebeke (1988) published his review of *Thamiaraea*, he had no means of knowing that one species of *Thamiaraea* had already been described by Casey.

**Distribution.** *Thamiaraea brittoni* is widely distributed in the eastern United States and Canada. It is known from Ontario, Québec, Connecticut, New York, New Jersey, Pennsylvania, Ohio, Wisconsin (Hoebeke 1994), Kansas, North Carolina (Hoebeke 1994) and Mississippi.

#### ***Mocyta* Mulsant & Rey, 1874a.**

*Mocyta* Mulsant & Rey, 1874a: planche 2 (as subgenus of *Colpodota*; type species: *Aleochara fungi* Gravenhorst, 1806, by subsequent designation (Blackwelder, 1952)).

*Mocyta* Mulsant & Rey, 1874b: planche 2 (as subgenus of *Colpodota*; synonymic homonym).

*Achromata* Casey, 1893: 300 (type species: *Achromata fusiformis* Casey, 1893, by original designation), **syn. nov.**

- Achromata*: Casey, 1910b: 107 (as synonym of *Acrotona*).  
*Atheta (Achromata)*: Bernhauer & Scheerpeltz, 1926: 671 (as synonym of *Atheta (Acrotona)*).  
*Atheta (Mocyta)*: Benick & Lohse, 1974: 180 (as valid subgenus of *Atheta*).  
*Mocyta*: Lohse *et al.*, 1990: 176 (as valid genus in subtribe Athetina).

(Other references are omitted)

### ***Mocyta fungi* (Gravenhorst, 1806)**

(Fig. 12:5, p. 182 in Benick & Lohse 1974; Fig. 4 in Topp 1975)

- Aleochara fungi* Gravenhorst, 1806: 157.  
*Achromata fusiformis* Casey, 1893: 301, **syn. nov.**  
*Atheta (Acrotona) fungi*: Bernhauer, 1907: 398 (as valid species).  
*Dimetrota (s. str.) nuptalis* Casey, 1910a: 100, **syn. nov.**  
*Acrotona (s. str.) lividula* Casey, 1910a: 147, **syn. nov.**  
*Acrotona (s. str.) adjuvans* Casey, 1910a: 149, **syn. nov.**  
*Atheta (Acrotona) fungi*: Fenyés, 1920: 224 (as valid species).  
*Atheta (Acrotona) fusiformis*: Fenyés, 1920: 226 (as valid species).  
*Atheta (Dimetrota) nuptalis*: Fenyés, 1920: 205 (as valid species; misspelled as *nuptialis*).  
*Atheta (Acrotona) lividula*: Fenyés, 1920: 225 (as valid species).  
*Atheta (Acrotona) adjuvans*: Fenyés, 1920: 225 (as valid species).  
*Atheta (Acrotona) fungi*: Bernhauer & Scheerpeltz, 1926: 673 (as valid species).  
*Atheta (Acrotona) fusiformis*: Bernhauer & Scheerpeltz, 1926: 674 (as valid species).  
*Atheta (Dimetrota) nuptalis*: Bernhauer & Scheerpeltz, 1926: 664 (misspelled as *nuptialis*; as valid species).  
*Atheta (Acrotona) lividula*: Bernhauer & Scheerpeltz, 1926: 675 (as valid species).  
*Atheta (Acrotona) adjuvans*: Bernhauer & Scheerpeltz, 1926: 672 (as valid species).  
*Atheta (Mocyta) fungi*: Benick & Lohse, 1974: 180.  
*Atheta fungi*: Topp, 1975: 101 (as valid species; intraspecific variability discussed).  
*Atheta (Acrotona) fungi*: Moore & Legner, 1975: 362 (as valid species).  
*Atheta (Acrotona) fusiformis*: Moore & Legner, 1975: 362 (as valid species).  
*Atheta (Dimetrota) nuptalis*: Moore & Legner, 1975: 368 (as valid species; misspelled as *nuptialis*).  
*Atheta (Acrotona) lividula*: Moore & Legner, 1975: 365 (as valid species).  
*Atheta (Acrotona) adjuvans*: Moore & Legner, 1975: 353 (as valid species).  
*Acrotona fungi*: Seevers, 1978: 246 (as valid species).  
*Acrotona (Achromata) fusiformis*: Seevers, 1978: 256 (as valid species).  
*Dimetrota nuptalis*: Seevers, 1978: 259 (as valid species; misspelled as *nyptalis*).  
*Acrotona (s. str.) lividula*: Seevers, 1978: 256 (as valid species).  
*Acrotona (s. str.) adjuvans*: Seevers, 1978: 256 (as valid species).  
*Atheta (Xenota) fungi*: Muona, 1984: 229.

**Type material.** Syntypes of *Aleochara fungi*: ♀, “5499”, “Europa Nr. 5499”, “Typus” (red label); “Zool. Mus. Berlin”, “*fungi* Gr.”; 4♀♀, 1 specimen, “Europa Nr. 5499”, “Typus” (red label), “Zool. Mus. Berlin”; ♀, “Sue... Schüpp”, “Nr. 5499”, “Typus” (red label), “Zool. Mus. Berlin”; 1 specimen, “Austr...”, “Nr. 5499”, “Typus” (red label), “Zool. Mus. Berlin” (ZMHB).

Holotype of *Achromata fusiformis*: ♀, “N.[ew] Y.[ork][near New York City (H.H.Smith)]”, “*Achromata fusiformis*”, “TYPE USNM 38990” (red label), “CASEY bequest 1925” (NMNH).

Holotype of *Dimetrota nuptalis*: ♀, “R.[hode] I.[sland]”, “*nuptalis* Csy.”, “TYPE USNM 39114” (red label), “CASEY bequest 1925” (NMNH).

Lectotype of *Acrotone lividula* (here designated): ♀, “Portland, Oreg.[on]”, “*lividula* Csy.”, “TYPE USNM 38981” (red label), “CASEY bequest 1925” (NMNH). Paralectotypes: 2♀♀, “Portland, Oreg.[on]”, “*lividula* PARATYPE USNM 38986” (red label), “CASEY bequest 1925” (NMNH).

Lectotype of *Acrotone adjuvans* (here designated): ♀, “W.H.H. Ottawa, Can.[ada, Carrington leg.]”, “*adjuvans* Csy.”, “TYPE USNM 38986” (red label), “CASEY bequest 1925” (NMNH). Paralectotypes: 10♀♀ (3 broken), “W.H.H. Ottawa, Can.[ada, Carrington leg.]”, “*adjuvans* PARATYPE USNM 38986” (red label), “CASEY bequest 1925” (NMNH).

**Additional material. CANADA: New Brunswick:** Sunbury Co.: ♀, Acadia Research Forest, pitfall trap, 21.ix.1999 (G.Gesner) (LFC); **Ontario:** 3♀♀, environs of Ottawa, v–vi.1998 (V.Grebennikov) (SPSU); **Québec:** ♀, Lac Dumont, 4.viii.1994 (SPSU); ♀, Lac Mitis, 19.vii.1993 (SPSU); ♀, St. Jacques-de-Leeds, 25.vi.1992 (SPSU); 1 specimen, Bellam (LFC); 1 specimen, Anticosti, 22.vi.1993 (LFC); 1 specimen, Lac à l’Epaule, 15.viii.1994 (LFC); 1 specimen, Lowry (LFC); **UNITED STATES: Maine:** Lincoln Co.: ♀, Sheepscoot River, 7.viii.1992 (N.Yu.Klyuge) (SPSU); **Massachusetts:** Berkshire Co.: 12 km N Pittsfield, 42°33.12’N 73°13.97’W, 350 m, in forest litter, *Acer*, *Pinus*, *Tsuga*, *Quercus*, 23.ix.1998 (V.I.Gusarov) (SPSU); **Minnesota:** Lake Co.: 3♀♀, 22 km NE Two Harbors, Split Rock Lighthouse State Park, Hwy. 61, 47°10.99’N 91°24.52’W, 70 m, in forest litter, *Betula*, *Picea*, *Populus*, *Rubus*, *Mayanthemum*, ferns, 10.vii.1999 (V.I.Gusarov) (SPSU); **UNITED KINGDOM: Staffordshire:** 2♀♀, near Gailey, ponds, SJ934101, 24.i.1993 (V.I.Gusarov) (SPSU).

**Diagnosis.** See Benick & Lohse (1974).

**Discussion.** The holotypes of *Achromata fusiformis*, *Dim. nuptalis* and the lectotypes of *Acrotone lividula* and *Acro. adjuvans* agree completely with European specimens of *Moc. fungi* (and the syntypes of *Aleochara fungi*) in external characters and the shape of spermatheca.

**Distribution.** In North America *Moc. fungi* is known from Newfoundland (Muona 1984), New Brunswick, Québec, Ontario, Maine, Rhode Island, Massachusetts, New York, Minnesota, and Oregon.

***Mocytta breviscula* (Mäklin in Mannerheim, 1852)**

(Figs. 17–18 in Lohse & Smetana 1985)

*Homalota breviscula* Mäklin in Mannerheim, 1852: 309.

- Atheta (Acrotona) fungi breviscula*: Bernhauer, 1907: 398 (as a form (subspecies?) of *At. fungi* (Gravenhorst, 1806)).
- Acrotona (s. str.) digesta* Casey, 1910a: 148, **syn. nov.**
- Acrotona (s. str.) severa* Casey, 1910a: 148, **syn. nov.**
- Acrotona (s. str.) shastanica* Casey, 1910a: 148, **syn. nov.**
- Acrotona (s. str.) prudens* Casey, 1910a: 149.
- Acrotona (s. str.) ardelio* Casey, 1910a: 150, **syn. nov.**
- Acrotona (s. str.) renoica* Casey, 1910a: 150, **syn. nov.**
- Acrotona (s. str.) malaca* Casey, 1910a: 151, **syn. nov.**
- Atheta (Acrotona) breviscula*: Fenyés, 1920: 224 (as synonym of *At. fungi*).
- Atheta (Acrotona) digesta*: Fenyés, 1920: 225 (as valid species).
- Atheta (Acrotona) severa*: Fenyés, 1920: 225 (as valid species).
- Atheta (Acrotona) shastanica*: Fenyés, 1920: 225 (as valid species).
- Atheta (Acrotona) prudens*: Fenyés, 1920: 225 (as valid species).
- Atheta (Acrotona) ardelio*: Fenyés, 1920: 225 (as valid species).
- Atheta (Acrotona) renoica*: Fenyés, 1920: 225 (as valid species).
- Atheta (Acrotona) malaca*: Fenyés, 1920: 225 (as valid species).
- Atheta (Acrotona) breviscula*: Bernhauer & Scheerpeltz, 1926: 673 (as synonym of *At. fungi*).
- Atheta (Acrotona) digesta*: Bernhauer & Scheerpeltz, 1926: 673 (as valid species).
- Atheta (Acrotona) severa*: Bernhauer & Scheerpeltz, 1926: 677 (as valid species).
- Atheta (Acrotona) shastanica*: Bernhauer & Scheerpeltz, 1926: 677 (misspelled as *shastnica*; as valid species).
- Atheta (Acrotona) prudens*: Bernhauer & Scheerpeltz, 1926: 676 (as valid species).
- Atheta (Acrotona) ardelio*: Bernhauer & Scheerpeltz, 1926: 672 (as valid species).
- Atheta (Acrotona) renoica*: Bernhauer & Scheerpeltz, 1926: 677 (as valid species).
- Atheta (Acrotona) malaca*: Bernhauer & Scheerpeltz, 1926: 675 (as valid species).
- Atheta (Acrotona) breviscula*: Moore & Legner, 1975: 362 (as synonym of *At. fungi*).
- Atheta (Acrotona) digesta*: Moore & Legner, 1975: 359 (as valid species).
- Atheta (Acrotona) severa*: Moore & Legner, 1975: 373 (as valid species).
- Atheta (Acrotona) shastanica*: Moore & Legner, 1975: 373 (as valid species).
- Atheta (Acrotona) prudens*: Moore & Legner, 1975: 371 (as valid species).
- Atheta (Acrotona) ardelio*: Moore & Legner, 1975: 354 (as valid species).
- Atheta (Acrotona) renoica*: Moore & Legner, 1975: 372 (as valid species).
- Atheta (Acrotona) malaca*: Moore & Legner, 1975: 365 (as valid species).
- Acrotona (s. str.) breviscula*: Seevers, 1978: 256 (as valid species).
- Acrotona (s. str.) digesta*: Seevers, 1978: 256 (as valid species).
- Acrotona (s. str.) severa*: Seevers, 1978: 256 (as valid species).
- Acrotona (s. str.) shastanica*: Seevers, 1978: 256 (as valid species).
- Acrotona (s. str.) prudens*: Seevers, 1978: 256 (as valid species).
- Acrotona (s. str.) ardelio*: Seevers, 1978: 256 (as valid species).
- Acrotona (s. str.) renoica*: Seevers, 1978: 256 (as valid species).
- Acrotona (s. str.) malaca*: Seevers, 1978: 256 (as valid species).
- Atheta (Mocyta) breviscula*: Lohse & Smetana, 1985: 292 (as valid species).
- Atheta (Mocyta) prudens*: Lohse & Smetana, 1985: 293 (as synonym of *At. breviscula*).

**Type material.** Lectotype of *Homalota breviscula* (designated by Lohse and Smetana (1985)): **UNITED STATES: Alaska:** Sitka (MZHF).

Lectotype of *Acrotona digesta* (here designated): ♂, “Cal.[ifornia, Sonoma Co.: Duncan's Mills]”, “*digesta* Csy.”, “TYPE USNM 38982” (red label), “CASEY bequest

1925" (NMNH). Paralectotypes: 5 specimens (1 with the apex of the abdomen missing), "Cal.[ifornia, Sonoma Co.: Duncan's Mills]", "*digesta* PARATYPE USNM 38982" (red label), "CASEY bequest 1925" (NMNH).

Lectotype of *Acrotona severa* (here designated): ♀, "Siskiyou Co., Cal.[ifornia]", "*severa* Csy.", "TYPE USNM 38984" (red label), "CASEY bequest 1925" (NMNH).

Lectotype of *Acrotona shastanica* (here designated): ♂, "Siskiyou Co., Cal.[ifornia]", "*shastanica* Csy.", "TYPE USNM 38983" (red label), "CASEY bequest 1925" (NMNH). Paralectotypes: 8 specimens, "*shastanica* PARATYPE USNM 38983" (red label), "CASEY bequest 1925" (NMNH).

Lectotype of *Acrotona prudens* (here designated): ♀, "Q.[ueen] C.[harlotte] I.[slands] [Keen leg.]", "*prudens* Csy.", "TYPE USNM 38985" (red label), "CASEY bequest 1925" (NMNH). Paralectotypes: 9 specimens (1 with the head, prothorax and abdomen missing), "Q.[ueen] C.[harlotte] I.[slands] [Keen leg.]", "*prudens* PARATYPE USNM 38985" (red label), "CASEY bequest 1925"; 7 specimens, "Metlakatla, B.[ritish] Col.[umbia] Keen", "*prudens* PARATYPE USNM 38985" (red label), "CASEY bequest 1925" (NMNH).

Lectotype of *Acrotona ardelio* (here designated): ♂, "Cal.[ifornia] [Lake Tahoe]", "*ardelio* Csy.", "TYPE USNM 38988" (red label), "CASEY bequest 1925" (NMNH).

Lectotype of *Acrotona renoica* (here designated): ♂, "Nev.[ada, Reno]", "*renoica* Csy.", "TYPE USNM 38987" (red label), "CASEY bequest 1925" (NMNH). Paralectotype: ♂, "Nev.[ada, Reno]", "*renoica* PARATYPE USNM 38987" (red label), "CASEY bequest 1925" (NMNH).

Lectotype of *Acrotona malaca* (here designated): 1 specimen (with the abdomen missing), "Siskiyou Co., Cal.[ifornia]", "*malaca* Csy.", "TYPE USNM 38989" (red label), "CASEY bequest 1925" (NMNH).

**Diagnosis.** See Lohse & Smetana (1985).

**Discussion.** The lectotypes of *Acro. digesta*, *Acro. severa*, *Acro. shastanica*, *Acro. prudens*, *Acro. ardelio*, *Acro. renoica*, *Acro. malaca* and *H. breviscula* are similar in body proportions, punctuation, in the proportions of the antennal segments and in the shape of the aedeagus and spermatheca.

**Distribution.** *Mocyta breviscula* is known from British Columbia, California and Nevada.

### ***Acrotona* Thomson, 1859.**

*Acrotona* Thomson, 1859: 38 (type species: *Aleochara aterrima* Gravenhorst, 1802, by monotypy (ICZN 1961)).

*Eustrigota* Casey, 1911a: 165 (as subgenus of *Strigota* Casey, 1910a; type species: *Strigota seclusa* Casey, 1911a, by monotypy), **syn. nov.**

*Eustrigota*: Fenyes, 1920: 252 (as synonym of *Strigota*).

*Atheta* (*Acrotona*): Bernhauer & Scheerpeltz, 1926: 671 (as valid subgenus).

*Eustrigota*: Bernhauer & Scheerpeltz, 1926: 590 (as synonym of *Strigota*).

*Atheta* (*Acrotona*): Benick & Lohse, 1974: 183 (as valid subgenus).

*Eustrigota*: Moore & Legner, 1975: 486 (as synonym of *Strigota*).

*Eustrigota*: Seevers, 1978: 257 (as synonym of *Strigota*).

*Acrotona*: Lohse *et al.*, 1990: 198 (as valid genus in subtribe Athetina).

(Other references are omitted)

**Diagnosis.** See Benick & Lohse (1974; as subgenus of *Atheta*) or Lohse *et al.* (1990).

**Discussion.** The type species of *Eustrigota*, *Strigota seclusa*, is conspecific with *Acrotona sonomana* (see below). Therefore, *Eustrigota* is placed in synonymy with *Acrotona*.

***Acrotona sonomana* (Casey, 1910a).**

(Figs. 135–141)

*Colpodota sonomana* Casey, 1910a: 162.

*Colpodota inceptor* Casey, 1910a: 162, **syn. nov.**

*Colpodota abdicans* Casey, 1910a: 163, **syn. nov.**

*Colpodota repentina* Casey, 1910a: 163, **syn. nov.**

*Colpodota laxella* Casey, 1910a: 164, **syn. nov.**

*Colpodota pupilla* Casey, 1911a: 155, **syn. nov.**

*Strigota* (*Eustrigota*) *seclusa* Casey, 1911a: 165, **syn. nov.**

*Atheta* (*Acrotona*) *sonomana*: Fenyés, 1920: 225 (as valid species).

*Atheta* (*Acrotona*) *inceptor*: Fenyés, 1920: 225 (as valid species).

*Atheta* (*Acrotona*) *abdicans*: Fenyés, 1920: 225 (as valid species).

*Atheta* (*Acrotona*) *repentina*: Fenyés, 1920: 225 (as valid species).

*Atheta* (*Acrotona*) *laxella*: Fenyés, 1920: 226 (as valid species).

*Atheta* (*Acrotona*) *pupilla*: Fenyés, 1920: 226 (as valid species).

*Strigota seclusa*: Fenyés, 1920: 253 (as valid species).

*Atheta* (*Acrotona*) *sonomana*: Bernhauer & Scheerpeltz, 1926: 677 (as valid species).

*Atheta* (*Acrotona*) *inceptor*: Bernhauer & Scheerpeltz, 1926: 675 (as valid species).

*Atheta* (*Acrotona*) *abdicans*: Bernhauer & Scheerpeltz, 1926: 672 (as valid species).

*Atheta* (*Acrotona*) *repentina*: Bernhauer & Scheerpeltz, 1926: 677 (as valid species).

*Atheta* (*Acrotona*) *laxella*: Bernhauer & Scheerpeltz, 1926: 675 (as valid species).

*Atheta* (*Acrotona*) *pupilla*: Bernhauer & Scheerpeltz, 1926: 676 (as valid species).

*Strigota seclusa*: Bernhauer & Scheerpeltz, 1926: 590 (as valid species).

*Atheta* (*Acrotona*) *sonomana*: Moore & Legner, 1975: 374 (as valid species).

*Atheta* (*Acrotona*) *inceptor*: Moore & Legner, 1975: 363 (as valid species).

*Atheta* (*Acrotona*) *abdicans*: Moore & Legner, 1975: 353 (as valid species).

*Atheta* (*Acrotona*) *repentina*: Moore & Legner, 1975: 372 (as valid species).

*Atheta* (*Acrotona*) *laxella*: Moore & Legner, 1975: 364 (as valid species).

*Atheta* (*Acrotona*) *pupilla*: Moore & Legner, 1975: 371 (as valid species).

*Strigota seclusa*: Moore & Legner, 1975: 486 (as valid species).

*Acrotona* (*Colpodota*) *sonomana*: Seevers, 1978: 257 (as valid species).

*Acrotona* (*Colpodota*) *inceptor*: Seevers, 1978: 257 (as valid species).

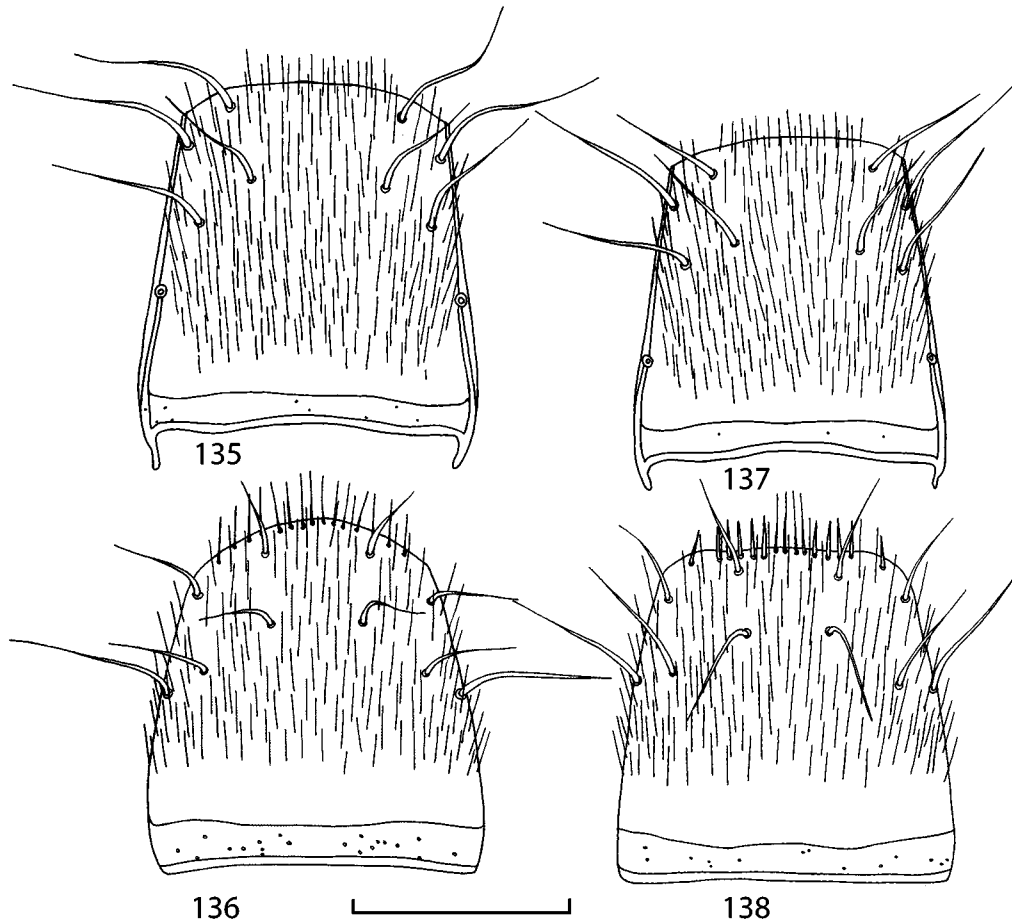
*Acrotona* (*Colpodota*) *abdicans*: Seevers, 1978: 257 (as valid species).

*Acrotona (Colpodota) repentina*: Seevers, 1978: 257 (as valid species).

*Acrotona (Colpodota) laxella*: Seevers, 1978: 257 (as valid species).

*Acrotona (Colpodota) pupilla*: Seevers, 1978: 257 (as valid species).

*Strigota seclusa*: Seevers, 1978: 258 (as valid species).



**FIGURES 135–138.** Abdominal segment 8 of *Acrotona sonomana* (Casey) (male, lectotype of *Colpodota abdicans* Casey (135); male, lectotype of *C. repentina* Casey (136); and female, lectotype of *C. sonomana* (137–138)). 135 — male tergum 8; 136 — male sternum 8; 137 — female tergum 8; 138 — female sternum 8. Scale bar 0.2 mm.

**Type material.** Lectotype of *Colpodota sonomana* (here designated): ♀, “Cal.[ifornia, Cloverdale]”, “*sonomana* Csy.”, “TYPE USNM 39009” (red label), “CASEY bequest 1925” (NMNH). Paralectotype: ♀, “Cal.[ifornia, Mt. Diablo]”, “*sonomana*-2 PARATYPE USNM 39009” (red label), “CASEY bequest 1925” (NMNH).

Lectotype of *Colpodota inceptor* (here designated): ♀, “Cal.[ifornia, Santa Clara (Harford)]”, “*inceptor* Csy.”, “TYPE USNM 39010” (red label), “CASEY bequest 1925” (NMNH).

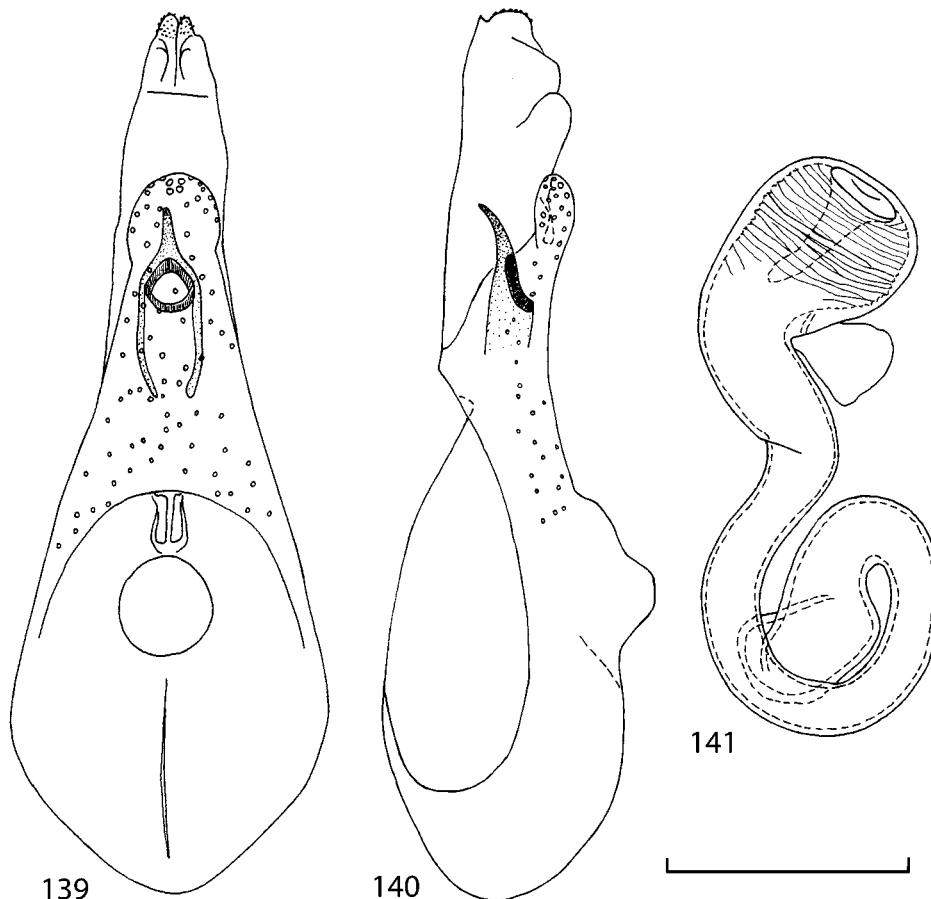


Lectotype of *Colpodota abdicans* (here designated): ♂, “Ojai Cal.[ifornia] 3.8.92 [8.iii.1892 (Fall)]”, “*abdicans* Csy.”, “TYPE USNM 39011” (red label), “CASEY bequest 1925” (NMNH).

Lectotype of *Colpodota repentina* (here designated): ♂, “Pom.[ona, Los Angeles Co.] Cal.[ifornia] Nov.7.90 [7.xi.1890 (Fall)] “, “*repentina* Csy.”, “TYPE USNM 39012” (red label), “CASEY bequest 1925” (NMNH). Paralectotype: ♀, “Pom.[ona, Los Angeles Co.] Cal.[ifornia] Mts. 11.7.91 [7.xi.1891 (Fall)]”, “*repentina-2* PARATYPE USNM 39012” (red label), “CASEY bequest 1925” (NMNH).

Lectotype of *Colpodota laxella* (here designated): ♂, “Cal.[ifornia, Santa Cruz]”, “*laxella* Csy.”, “TYPE USNM 39013” (red label), “CASEY bequest 1925” (NMNH).

Lectotype of *Colpodota pupilla* (here designated): ♂, “Cal.[ifornia, Paraiso Hot Springs, Monterey Co.]”, “*pupilla* Csy.”, “TYPE USNM 39015” (red label), “CASEY bequest 1925” (NMNH).



**FIGURES 139–141.** Genitalia of *Acrotona sonomana* (Casey) (male, lectotype of *Colpodota repentina* Casey (139–140); and female, lectotype of *C. sonomana* (141)). 139 — median lobe, parameral view; 140 — median lobe, lateral view; 141 — spermatheca. Scale bar 0.1 mm.

Lectotype of *Strigota seclusa* (here designated): ♀, “Catalina [Island] CAL. [California] 7.16.94 [16.vii.1894 (Fall)]”, “*Eustrigota seclusa* Csy.”, “TYPE USNM 39048” (red label), “CASEY bequest 1925” (NMNH).

**Additional material. UNITED STATES: Washington:** Spokane Co.: ♀, env. of Spokane, the Spokane River, in leaf litter near water, 20.vi.1998 (V.Yanushev) (SPSU).

**Diagnosis.** *Acrotona sonomana* can be distinguished from other Nearctic species of *Acrotona* by the distinct shape of the aedeagus (Figs. 139–140) and spermatheca (Fig. 141).

**Discussion.** The types of *C. sonomana*, *C. inceptor*, *C. abdicans*, *C. repentina*, *C. laxella*, *C. pupilla* and *St. seclusa* are similar in external characters and in the shape of the aedeagus (including the structures of the internal sac) and spermatheca.

**Distribution.** *Acrotona sonomana* is known from California and Washington.

### *Strigota* Casey, 1910a

*Strigota* Casey, 1910a: 176 (type species: *Strigota oppidana* Casey, 1910a, by original designation; in subtribe Strigotina Casey, 1910a (spelled as Strigotae)).

*Strigota*: Casey, 1911a: 164 (as valid genus).

*Anaduosternum* Notman, 1922: 106 (type species: *Anaduosternum brevipennis* Notman, 1922, by monotypy), **syn. nov.**

*Strigota*: Bernhauer & Scheerpeltz, 1926: 590 (as valid genus in subtribe Athetina).

*Atheta* (*Anaduosternum*): Bernhauer & Scheerpeltz, 1926: 671 (as valid subgenus).

*Strigota*: Moore & Legner, 1975: 486 (as valid genus).

*Atheta* (*Anaduosternum*): Moore & Legner, 1975: 347 (as valid subgenus).

*Strigota*: Seevers, 1978: 257 (as valid genus in subtribe Acrotonina Seevers, 1978).

*Anaduosternum*: Seevers, 1978: 261 (as valid genus in subtribe Geostibina Seevers, 1978).

*Strigota*: Ashe in Newton *et al.*, 2000: 368 (as valid genus in subtribe Acrotonina Seevers, 1978).

*Anaduosternum*: Ashe in Newton *et al.*, 2000: 371 (as valid genus in subtribe Geostibina Seevers, 1978).

**Diagnosis.** As in *Acrotona* and *Mocyta*, in *Strigota* the pronotal hypomera are invisible in lateral view. However, in *Strigota* the punctation of abdominal terga is denser, and the pronotum is not as broad as in *Mocyta* and most examined species of *Acrotona*. *Strigota* also has the following unusual characters: in both sexes the basal line of the abdominal tergum 8 laterally joins the base of the tergum (Figs. 142, 145) while in other examined athetines the basal line is always separated from the tergum base (cf. Figs. 107, 110; 135, 137); in both sexes the base of the abdominal tergum 8 has two gland openings (Figs. 142, 145); and the apical margin of the male sternum 8 with a row of microsetae on its dorsal [sic!] side (Fig. 144) (like in *Philhygra* Mulsant & Rey, 1873).

**Discussion.** Casey did not specifically state in his description of *Strigota* that *St. oppidana* was the type species of *Strigota*; however, while designating the type species of

*Noverota* Casey, 1910a in the same paper, Casey stated (1910a, p. 90): “The first species may be regarded as the type, as in all other cases where the type is not specifically named”.

The type species of *Strigota* (*St. oppidana*) and *Anaduosternum* (*Ana. brevipennis*) are conspecific (see below). Therefore, *Anaduosternum* is a junior subjective synonym of *Strigota*.

***Strigota ambigua* (Erichson, 1839), comb. nov.**

(Figs. 142–154)

*Homalota ambigua* Erichson, 1839: 134.

*Strigota oppidana* Casey, 1910a: 177, **syn. nov.**

*Strigota gnava* Casey, 1910a: 177, **syn. nov.**

*Strigota verecunda* Casey, 1910a: 178, **syn. nov.**

*Strigota assueta* Casey, 1910a: 178, **syn. nov.**

*Strigota mediocris* Casey, 1910a: 179, **syn. nov.**

*Strigota vapida* Casey, 1910a: 179, **syn. nov.**

*Strigota inculta* Casey, 1910a: 180, **syn. nov.**

*Strigota placata* Casey, 1910a: 182, **syn. nov.**

*Strigota* (*s. str.*) *recta* Casey, 1911a: 165, **syn. nov.**

*Paradilacra ambigua*: Fenyés, 1920: 244 (as valid species).

*Strigota oppidana*: Fenyés, 1920: 253 (as valid species).

*Strigota gnava*: Fenyés, 1920: 253 (as valid species).

*Strigota verecunda*: Fenyés, 1920: 253 (as valid species).

*Strigota assueta*: Fenyés, 1920: 253 (as valid species).

*Strigota mediocris*: Fenyés, 1920: 253 (as valid species).

*Strigota vapida*: Fenyés, 1920: 253 (as valid species).

*Strigota inculta*: Fenyés, 1920: 253 (as valid species).

*Strigota placata*: Fenyés, 1920: 253 (as valid species).

*Strigota recta*: Fenyés, 1920: 253 (as valid species).

*Anaduosternum brevipennis* Notman, 1922: 107, **syn. nov.**

*Atheta* (*Paradilacra*) *ambigua*: Bernhauer & Scheerpeltz, 1926: 607 (as valid species).

*Strigota oppidana*: Bernhauer & Scheerpeltz, 1926: 590 (as valid species).

*Strigota gnava*: Bernhauer & Scheerpeltz, 1926: 590 (as valid species).

*Strigota verecunda*: Bernhauer & Scheerpeltz, 1926: 590 (as valid species).

*Strigota assueta*: Bernhauer & Scheerpeltz, 1926: 590 (as valid species).

*Strigota mediocris*: Bernhauer & Scheerpeltz, 1926: 590 (as valid species).

*Strigota vapida*: Bernhauer & Scheerpeltz, 1926: 590 (as valid species).

*Strigota inculta*: Bernhauer & Scheerpeltz, 1926: 590 (as valid species).

*Strigota placata*: Bernhauer & Scheerpeltz, 1926: 590 (as valid species).

*Strigota recta*: Bernhauer & Scheerpeltz, 1926: 590 (as valid species).

*Atheta* (*Anaduosternum*) *brevipennis*: Bernhauer & Scheerpeltz, 1926: 671 (as valid species).

*Atheta* (*Dilacra*) *ambigua*: Moore & Legner, 1975: 354 (as valid species).

*Strigota oppidana*: Moore & Legner, 1975: 486 (as valid species).

*Strigota gnava*: Moore & Legner, 1975: 486 (as valid species).

*Strigota verecunda*: Moore & Legner, 1975: 486 (as valid species).

*Strigota assueta*: Moore & Legner, 1975: 486 (as valid species).

*Strigota mediocris*: Moore & Legner, 1975: 486 (as valid species).

*Strigota vapida*: Moore & Legner, 1975: 486 (as valid species).

- Strigota inculta*: Moore & Legner, 1975: 486 (as valid species).  
*Strigota placata*: Moore & Legner, 1975: 486 (as valid species).  
*Strigota recta*: Moore & Legner, 1975: 486 (as valid species).  
*Atheta (Anaduosternum) notmani* Moore & Legner, 1975: 367 (replacement name for *At. brevipennis* (Notman, 1922) (*nec* J. Sahlberg, 1876)), **syn. nov.**  
*Atheta (Anaduosternum) brevipennis*: Moore & Legner, 1975: 367 (as synonym of *At. notmani*).  
*Paradilacra ambigua*: Seevers, 1978: 265 (as valid species).  
*Strigota oppidana*: Seevers, 1978: 258 (as valid species).  
*Strigota gnava*: Seevers, 1978: 257 (as valid species).  
*Strigota verecunda*: Seevers, 1978: 258 (as valid species).  
*Strigota assueta*: Seevers, 1978: 257 (as valid species).  
*Strigota mediocris*: Seevers, 1978: 257 (as valid species).  
*Strigota vapida*: Seevers, 1978: 258 (as valid species).  
*Strigota inculta*: Seevers, 1978: 258 (as valid species).  
*Strigota placata*: Seevers, 1978: 258 (as valid species).  
*Strigota recta*: Seevers, 1978: 258 (as valid species).  
*Anaduosternum brevipennis*: Seevers, 1978: 261 (as valid species).

**Type material.** Lectotype of *Homalota ambigua* (here designated): ♀, “5507”, “*ambigua* Er. Am.[erica] spt. Zimm.[ermann]” (green label), “Zool. Mus. Berlin”, “Typus” (red label), “*Homalota ambigua* Er. [on red side] / Lectotypus Lohse fix. 1983 [on white side]” [Lohse never published this lectotype designation] (ZMHB). Paralectotypes: 2♂♂, 2♀♀, “America Sept. Zimmermann Nr. 5507” (green label), “Zool. Mus. Berlin”, “Typus” (red label) (ZMHB).

Lectotype of *Strigota oppidana* (here designated): ♀, “N.[ew] Y.[ork, near New York City]”, “*Strigota oppidana* Csy.”, “TYPE USNM 39034” (red label), “CASEY bequest 1925” (NMNH). Paralectotypes: 2♂♂, 2♀♀, “N.[ew] Y.[ork, near New York City]”, “*oppidana* PARATYPE USNM 39034” (red label), “CASEY bequest 1925” (NMNH).

Lectotype of *Strigota gnava* (here designated): ♂, “N.[orth] C.[arolina, Asheville]”, “*gnava* Csy.”, “TYPE USNM 39035” (red label), “CASEY bequest 1925” (NMNH). Paralectotypes: ♂, ♀, “N.[orth] C.[arolina, Asheville]”, “*gnava* PARATYPE USNM 39035” (red label), “CASEY bequest 1925” (NMNH).

Lectotype of *Strigota verecunda* (here designated): ♂, “Ia. [Iowa, Cedar Rapids (Brendel)]”, “*verecunda* Csy.”, “TYPE USNM 39037” (red label), “CASEY bequest 1925” (NMNH).

Lectotype of *Strigota assueta* (here designated): ♀, “Mo. [Missouri, St. Louis]”, “*assueta* Csy.”, “TYPE USNM 39038” (red label), “CASEY bequest 1925” (NMNH).

Lectotype of *Strigota mediocris* (here designated): ♀, “Tex.[as, El Paso]”, “*mediocris* Csy.”, “TYPE USNM 39039” (red label), “CASEY bequest 1925” (NMNH).

Lectotype of *Strigota vapida* (here designated): ♂, “Salida Colo[rado] Wickham”, “*vapida*-3 PARATYPE USNM 39040” (red label), “CASEY bequest 1925” (NMNH). Paralectotype: ♂, “Cöl. [Colorado, Greeley]”, “*vapida*-2 PARATYPE USNM 39040” (red label), “CASEY bequest 1925” (the second paralectotype of *St. vapida* (♂, “Coolidge N.[ew] Mex.[ico]”, “*vapida* Csy.”, “TYPE USNM 39040” (red label), “CASEY bequest

1925" (NMNH)) is not conspecific with *St. vapida* and belongs to *St. seducens* Casey, 1910a or *St. perplexa* Casey, 1910a).

Lectotype of *Strigota inculta* (here designated): ♀, "·Nev.[ada, Reno]", "*inculta* Csy.", "TYPE USNM 39041" (red label), "CASEY bequest 1925" (NMNH). Paralectotypes: 2♂♂, ♀, "·Nev.[ada, Reno]", "*inculta* PARATYPE USNM 39041" (red label), "CASEY bequest 1925" (NMNH).

Lectotype of *Strigota placata* (here designated): ♂, "Cal.[ifornia, Santa Cruz]", "*placata* Csy.", "TYPE USNM 39045" (red label), "CASEY bequest 1925" (NMNH). Paralectotype: ♂, "Cal.[ifornia, Santa Cruz]", "*placata* PARATYPE USNM 39045" (red label), "CASEY bequest 1925" (NMNH).

Lectotype of *Strigota recta* (here designated): ♀, "West Haven Ct[Connecticut] 27 June 1905 H.L.Viereck", "*recta* Csy.", "TYPE USNM 39036" (red label), "CASEY bequest 1925" (NMNH).

Holotype of *Anaduosternum brevipennis*: **UNITED STATES: New Jersey:** ♂, Newark, 24.vii (E.L.Dickerson) (SIIS). Paratype: **UNITED STATES: New Jersey:** ♂, Newark, 24.vii (E.L.Dickerson) (SIIS).

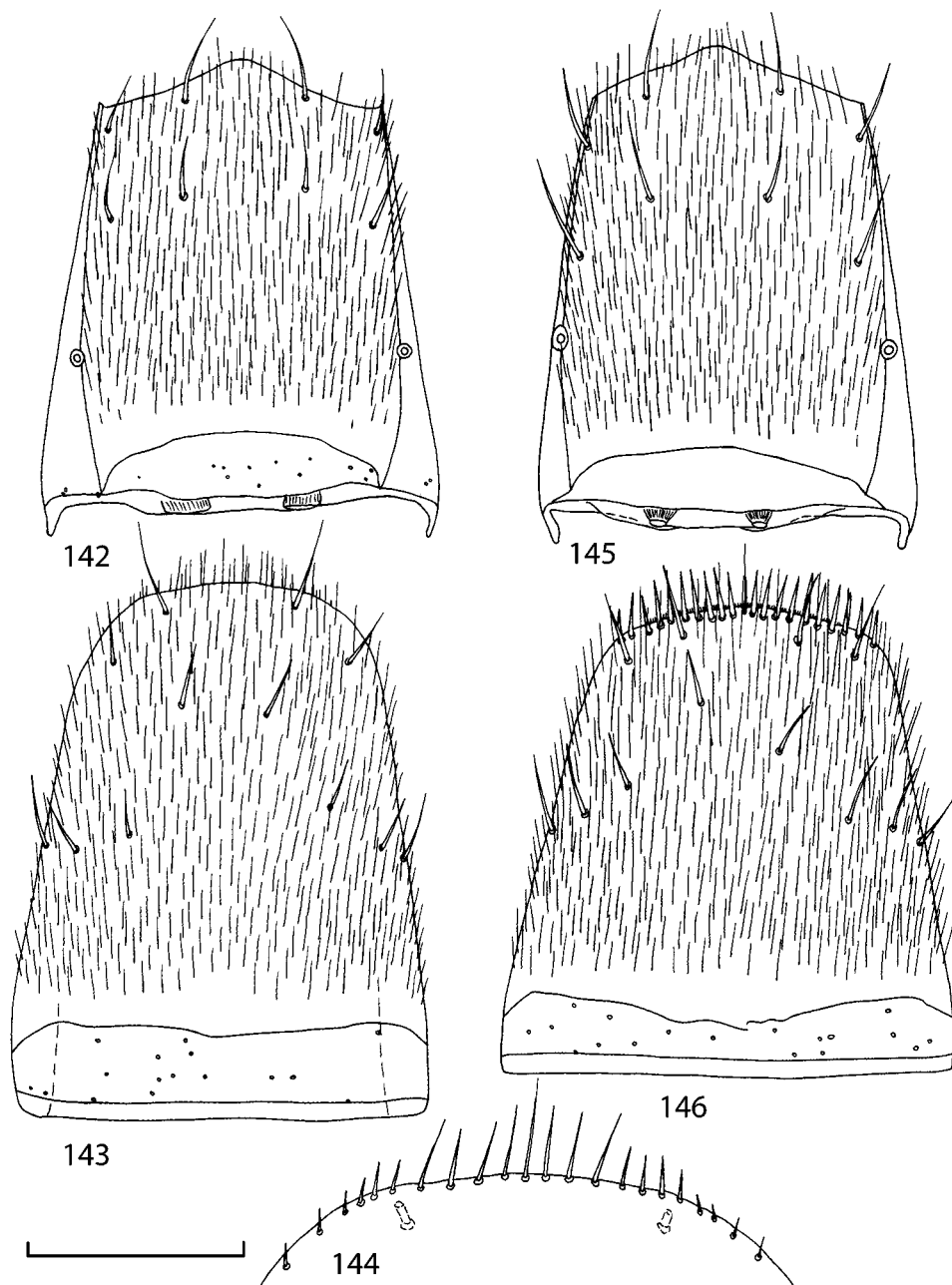
**Additional material. UNITED STATES: California:** Kern Co.: ♂, ♀, 4 specimens, Lake Isabella, Rd. 155, 35°38.37'N 118°29'W, 800 m, Isabella Lake Main Dam, river bank below dam, 12.viii.1999 (V.I.Gusarov) (KSEM); **Kansas:** Douglas Co.: 10 specimens, 2.5 km N Lawrence, flood refuse by the Kansas River (right bank), 38°59.59'N 95°14.59'W, 200 m, 18.iv.1999 (V.I.Gusarov) (SPSU); **New York:** 2♀♀, "L.[ong] I.[sland]" (NMNH (Casey Collection)); **Texas:** Brewster Co.: 2♀♀, 19 km S Study Butte, 29°09.41'N 103°33.39'W, 650 m, Rio Grande, river banks, 31.iii.2001 (V.I.Gusarov) (SPSU).

**Diagnosis.** *Strigota ambigua* is very similar to other Nearctic species of *Strigota* and can be reliably identified only by the distinct shape of the aedeagus (Figs. 149–154) and spermatheca (Figs. 147–148).

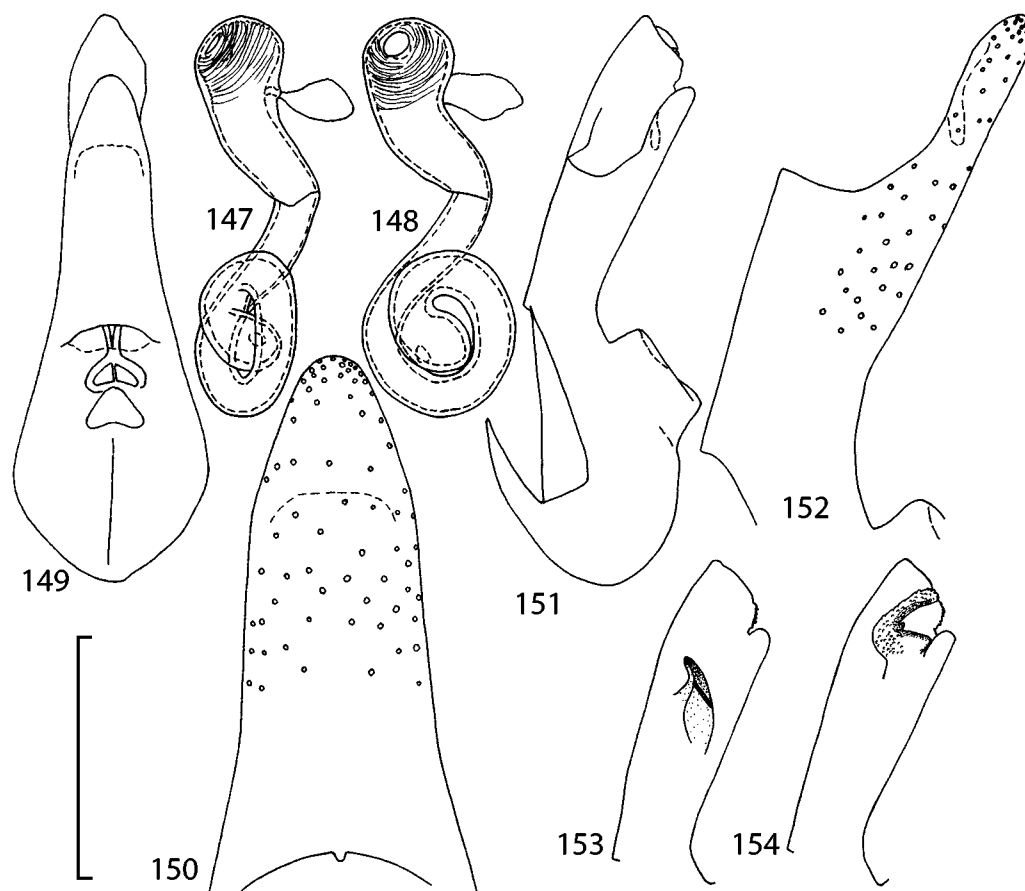
**Discussion.** The types of *H. ambigua*, *St. oppidana*, *St. gnava*, *St. verecunda*, *St. assueta*, *St. mediocris*, *St. vapida*, *St. inculta*, *St. placata*, *St. recta* and *Ana. brevipennis* are similar in external characters and in the shape of the aedeagus and spermatheca. All these names are considered to be synonyms.

Moore and Legner (1975) proposed the name *Atheta notmani* to replace the name *Atheta brevipennis* (Notman, 1922) (ex *Anaduosternum*) which was preoccupied by the name *Atheta brevipennis* (J. Sahlberg, 1876) (ex *Homalota*), listed by Bernhauer & Scheerpeltz (1926) as a junior synonym of *Atheta (Anopleta) arcana* (Erichson, 1839). *Atheta notmani* is a junior synonym of *Strigota ambigua*.

**Distribution.** *Strigota ambigua* is widespread across the United States. It is known from New York, Connecticut, New Jersey, North Carolina, Iowa, Missouri, Kansas, Texas, Colorado, New Mexico, Nevada and California.



**FIGURES 142–146.** Abdominal segment 8 of *Strigota ambigua* (Erichson) (male, paralectotype of *St. gnava* Casey (142–144); and female, lectotype of *St. oppidana* Casey (145–146)). 142 — male tergum 8; 143 — male sternum 8; 144 — apex of male sternum 8, dorsal [sic!] view; 145 — female tergum 8; 146 — female sternum 8. Scale bar 0.1 mm (144), 0.2 mm (142–143, 145–146).



**FIGURES 147–154.** Genitalia of *Strigota ambigua* (Erichson) (male, paralectotype of *St. gnava* Casey (149–154); and female, lectotype of *St. oppidana* Casey (147–148)). 147–148 — spermatheca (of the same specimen; different views); 149 — median lobe, parameral view; 150 — apex of median lobe, parameral view; 151 — median lobe, lateral view; 152 — apex of median lobe, lateral view; 153–154 — apex of median lobe with retracted internal sac, lateral view. Scale bar 0.1 mm (150, 152), 0.2 mm (147–149, 151, 153–154).

### Tribe Lomechusini Fleming 1821

#### *Drusilla* Leach in Samouelle, 1819

*Drusilla* Leach in Samouelle, 1819: 177 (type species: *Staphylinus canaliculatus* Fabricius, 1787, by original designation).

*Astilbus* Dillwyn, 1829: 63 (type species: *Staphylinus canaliculatus* Fabricius, 1787, by monotypy).

(Other references are omitted)

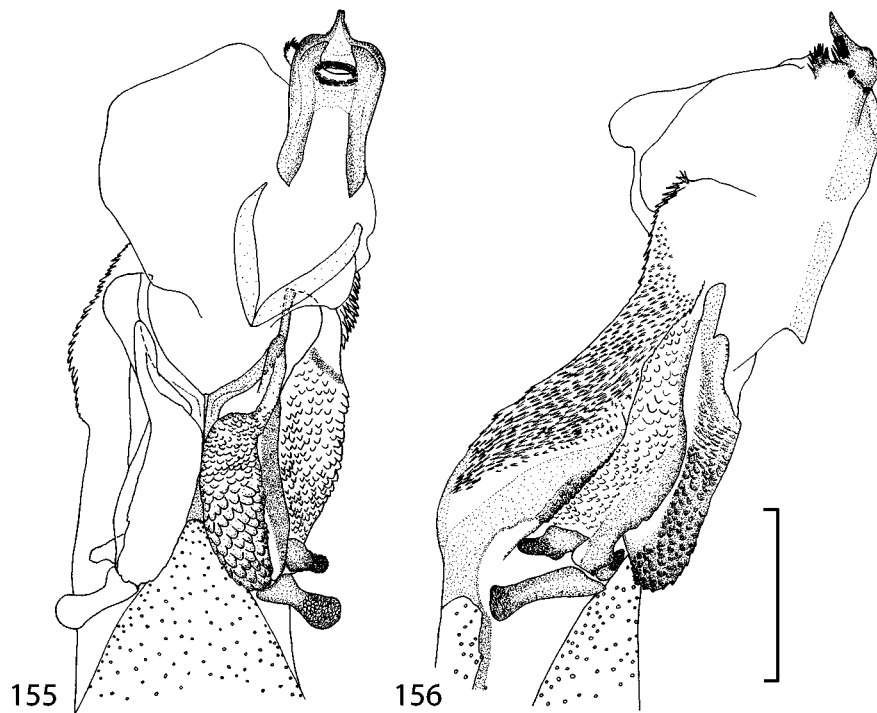
*Drusilla canaliculata* (Fabricius, 1787)

(Figs. 155–156)

*Staphylinus canaliculatus* Fabricius, 1787: 221.*Drusilla cavicollis* Casey, 1906: 322, **syn. nov.***Drusilla canaliculata*: Lohse, 1974b: 222.*Drusilla canaliculata*: Muona, 1984: 230.

(Other references are omitted)

**Type material.** Holotype of *Drusilla cavicollis*: ♂, “Sitk”, “*Drusilla cavicollis* Csy.”, “TYPE USNM 39494” (red label), “CASEY bequest 1925” (NMNH).



**FIGURES 155–156.** Everted internal sac of *Drusilla canaliculata* (Fabricius) (male from Isakovo, Chelyabinsk region, Russia). 155 — parameral view; 156 — lateral view. Scale bar 0.2 mm.

**Additional material. CANADA: Ontario:** 2 specimens, env. of Ottawa, sifting, iv–v.1998 (V.Grebennikov) (SPSU); **Québec:** ♂, Dorval, 7.x.1975 (C.Chantal); 3♀♀, Mirabel, 12.vii.1984 (S.Tousignant); ♂, ditto but 20.vii.1984; ♂, Montréal, 22.ix.1968 (E.J.Kiteley); ♂, ditto but 31.v.1969; ♂, ♀, ditto but 1.x.1969; ♂, 2♀♀, ditto but 13.xi.1969; 5♂♂, 3♀♀, ditto but 19.iv.1971; ♂, ditto but 8.v.1971; ♂, ditto but 21.v.1971;



♂, ditto but 5.vi.1971; ♀, ditto but 5.x.1971; ♀, ditto but 20.v.1973; ♂, 2♀♀, ditto but 12.x.1975; ♀, ditto but 21.viii.1977; ♂, ditto but 24.x.1978; ♀, ditto but 23.v.1979; ♂, ditto but 24.ix.1979; ♀, ditto but 27.vii.1980; 2♀♀, ditto but 22.viii.1980; ♂, ditto but 28.iv.1980 (A.Smetana); 2♂♂, 2♀♀, ditto but 5.v.1980; 2♂♂, 4♀♀, Lucerne, pitfall in field, 14–21.v.1983 (L.LeSage); ♀, Gatineau Park, Lac des Fées, pitfall, 14–20.v.1982 (L.LeSage); ♀, ditto but 21–28.v.1982 (F.Rickey, L.LeSage); ♂, Abercorn, Cté de Brome (Y.Bousquet) (CNCI); **RUSSIA: Chelyabinsk Reg.:** 3 specimens, Isakovo, 8.v.2000 (R.Filimonov) (SPSU); **UKRAINE: Kiev Reg.:** 3 specimens, env. of Kiev, Pionerskaya metro station, 25.ix.1988 (V.I.Gusarov) (SPSU).

**Diagnosis.** See Lohse (1974b).

**Discussion.** The type material of *Staphylinus canaliculatus* was not examined but this is a well known European species. The holotype of *Dr. cavicollis* agrees completely with European specimens of *Dr. canaliculata* in external characters and the shape of the aedeagus, including the sclerites and diverticula of the internal sac (Figs. 155–156).

**Distribution.** In North America *Dr. canaliculata* is known from New York (Muona 1984), Ontario, Québec, Kentucky and Alaska and appears to be to be an introduction from Eurasia. In Europe and Siberia *Dr. canaliculata* is a common species in natural habitats. The fact that the only known Alaskan specimen is known from Sitka and *Dr. canaliculata* was never collected again anywhere in Alaska, despite numerous collecting trips by Smetana, Campbell and myself, suggests that this species was introduced to Sitka by early Russian colonists, perhaps in ship ballast and never was established in continental Alaska. In eastern North America *Dr. canaliculata* appears to be restricted to disturbed habitats. This fact also supports the introduction hypothesis.

### Tribe Homalotini Heer, 1839

#### *Leptusa* Kraatz, 1856

*Leptusa* Kraatz, 1856: 60 (type species: *Bolitochara pulchella* Mannerheim, 1830; designated by Gusarov and Herman (2003)).

(Other references are omitted)

**Diagnosis.** See Pace (1989).

**Discussion.** Pace (1989) redescribed and illustrated most of the Nearctic species of *Leptusa* described by the previous authors. Unfortunately, he could not obtain the types of some Nearctic species and did not validly designate the lectotypes for some other species. Below I establish some new synonyms and designate the lectotypes for some Nearctic species omitted by Pace.

***Leptusa (Boreoleptusa) canonica* Casey, 1906**

(Figs. 401–405 in Pace 1989)

*Leptusa canonica* Casey, 1906: 351.*Leptusa tricolor* Casey, 1906: 351.*Leptusa caseyi* Fenyes, 1907: 61 (replacement name for *Le. tricolor* Casey, 1906, *nec* Scriba, 1870).*Leptusa nebulosa* Casey, 1911a: 199.*Leptusa iowensis* Casey, 1911a: 200.*Leptusa (s. str.) caseyi*: Fenyes, 1920: 123 (as valid species).*Leptusa (s. str.) tricolor*: Fenyes, 1920: 123 (as synonym of *Le. caseyi*).*Leptusa (s. str.) canonica*: Fenyes, 1920: 123 (as synonym of *Le. caseyi*).*Leptusa (s. str.) nebulosa*: Fenyes, 1920: 123 (as synonym of *Le. caseyi*).*Leptusa (s. str.) iowensis*: Fenyes, 1920: 123 (as synonym of *Le. caseyi*).*Leptusa (Boreoleptusa) canonica*: Pace, 1989: 82 (as valid species).*Leptusa tricolor*: Pace, 1989: 82 (as synonym of *Le. canonica*).*Leptusa caseyi*: Pace, 1989: 82 (as synonym of *Le. canonica*).*Leptusa nebulosa*: Pace, 1989: 82 (as synonym of *Le. canonica*).*Leptusa iowensis*: Pace, 1989: 82 (as synonym of *Le. canonica*; misspelled as *iowaensis*).

**Type material.** Lectotype of *Leptusa canonica* (designated by Pace (1989)): ♂, “Miss.[issippi, Vicksburg]”, “*canonica* Csy.”, “TYPE USNM 39583” (red label), “CASEY bequest 1925”, “*vidit* R. Pace 1981” (NMNH).

Lectotype of *Leptusa tricolor* (here designated): ♀, “Iowa City, Wickham”, “*tricolor* Csy.”, “TYPE USNM 39580” (red label), “CASEY bequest 1925” (NMNH).

Lectotype of *Leptusa nebulosa* (here designated): ♀, “DURY, Cin.[cinnati] Ohio”, “*nebulosa* Csy.”, “TYPE USNM 39581” (red label), “CASEY bequest 1925” (NMNH).

Holotype of *Leptusa iowensis*: ♀, “Iowa City, Wickham”, “*iowensis* Csy.”, “TYPE USNM 39582” (red label), “CASEY bequest 1925”, “*Leptusa canonica* Cas. Det. R. Pace 1981” (NMNH).

**Diagnosis.** See Pace (1989).

**Discussion.** The synonymy of *Le. canonica*, *Le. tricolor*, *Le. nebulosa* and *Le. iowensis* is confirmed. *Leptusa obscura* Blatchley, 1910, which was synonymized with *Le. canonica* by Casey (1989), is a valid species (see below).

**Distribution.** *Leptusa canonica* is known from Mississippi, Ohio and Iowa.

***Leptusa obscura* Blatchley, 1910, *sp. propr.****Leptusa obscura* Blatchley, 1910: 343.*Leptusa (s. str.) obscura*: Bernhauer & Scheerpeltz, 1926: 555 (as valid species).*Leptusa obscura*: Pace, 1989: 82 (as synonym of *Le. canonica*).

**Type material.** Lectotype of *Leptusa obscura* (here designated): ♀, “TYPE” (red label),

“Marion Co. Ind.[iana] W.S.B. [Blatchley] 3-17-98 [17.iii.1898]”, “2383”, “Purdue Blatchley collection”, “*Leptusa obscura* sp. nov. 4891” (PURC).

**Additional material. UNITED STATES: Pennsylvania:** Clinton Co.: ♀, 26 km SEE Lock Haven, 41°03.23'N 77°09.65'W, 350m, *Quercus*, *Tsuga*, *Pinus*, 5.vi.1999 (V.I.Gusarov) (SPSU).

**Discussion.** Pace (1989) synonymized *Le. obscura* with *Le. canonica* without having examined the type of the first species. My examination of the lectotype of *Le. obscura* demonstrated that it is not conspecific with *Le. canonica*. *Leptusa obscura* differs from *Le. canonica* in its uniform dark brown body color, its stronger pronotal punctation and its flatter pronotum. The lectotype of *Le. obscura* does not match the types of any other Casey species of *Leptusa*. This species will be redescribed when male specimens become available.

**Distribution.** *Leptusa obscura* is known from Indiana and Pennsylvania.

### ***Leptusa (Dysleptusa) pusio* (Casey, 1906)**

(Fig. 578 in Pace 1989; Figs. 157–160, this paper)

*Ulitusa pusio* Casey, 1906: 348.

*Leptusa (Eucryptusa) pusio*: Bernhauer & Scheerpeltz, 1926: 556 (as valid species).

*Leptusa (Dysleptusa) pusio*: Pace, 1989: 107 (as valid species).

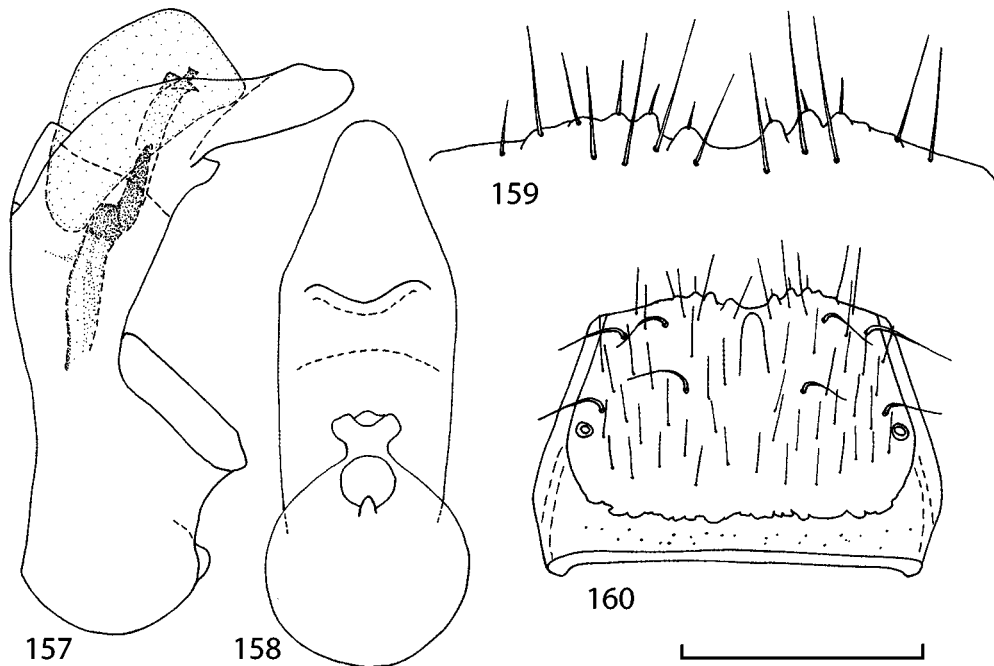
**Type material.** Lectotype of *Leptusa pusio* (here designated): ♂, “Cin.[cinnati] O.[hio] 5.19.6 [19.v.1906]”, “*pusio* Csy.”, “TYPE USNM 39595” (red label), “CASEY bequest 1925”, “*vidit* R. Pace 1981” (NMNH). Paralectotype: “Cin.[cinnati] O.[hio] 4.18.6 [18.iv.1906]”, “*pusio* Csy.”, “*pusio* - 2 PARATYPE USNM 39595” (red label), “CASEY bequest 1925”, “*vidit* R. Pace 1981” (NMNH).

**Diagnosis.** See Pace (1989).

**Discussion.** In his list of examined type material Pace (1989) listed a single male specimen as the holotype of *U. pusio*. However, in the Casey collection *U. pusio* is represented by two specimens from the type locality. One specimen (the lectotype) was dissected by Pace and illustrated in Figs. 579–582 (Pace 1989). The second specimen (the paralectotype) was dissected by me. My examination of the genitalia preparations of both specimens demonstrated that the illustrations by Pace (1989; Figs. 579, 582) are incorrect. The distal of the two projections on the parameral side of the median lobe illustrated by Pace in Figs. 579 and 582 does not exist. Pace mistook a small piece of dirt encased in the Canada balsam for a projection of the aedeagus. The correct drawing of the median lobe is given in Figs. 157–158. The basal of the two projections illustrated by Pace (cf. Fig. 579 in Pace 1989 and Fig. 157 in this paper) does exist. This projection is shared by two other Nearctic species of the subgenus *Dysleptusa* Pace, 1982 (*Le. carolinensis* Pace, 1989 and *Le. smetanaiella* Pace, 1989) (see Figs. 1686, 1691) but not by the Palearctic species

included by Pace in *Dysleptusa*. The type species of *Dysleptusa* is *Leptusa fuliginosa* (Aubé, 1850), a Palaearctic species without a projection. Therefore, the three Nearctic species placed by Pace (1989) in this subgenus may belong to a different lineage of *Leptusa*.

**Distribution.** *Leptusa pusio* is known from Ohio.



**FIGURES 157–160.** Details of *Leptusa pusio* (Casey) (paralectotype of *Ulitusa pusio* Casey, Cincinnati, Ohio). 157 — median lobe, lateral view; 158 — median lobe, parameral and obliquely proximal view; 159 — apex of male tergum 8; 160 — male tergum 8. Scale bar 0.1 mm (157–159), 0.2 mm (160).

***Leptusa (Eucryptusa) brevicollis* Casey, 1893**

(Figs. 637–641 in Pace 1989)

*Leptusa brevicollis* Casey, 1893: 363.

*Leptusa (Ulitusa) laticollis* Notman, 1921: 153, **syn. nov.**

*Leptusa (s. str.) brevicollis*: Bernhauer & Scheerpeltz, 1926: 554 (as valid species).

*Leptusa (Eucryptusa) laticollis*: Bernhauer & Scheerpeltz, 1926: 556 (as valid species).

*Leptusa (Eucryptusa) brevicollis*: Pace, 1989: 116 (as valid species).

*Leptusa laticollis*: Pace, 1989: 11.

**Type material.** Holotype of *Leptusa brevicollis*: ♂, “Pen.[nsylvania]”, “*Leptusa brevicollis* Csy.”, “TYPE USNM 39577” (red label), “CASEY bequest 1925”, “*vidit* R. Pace 1981” (NMNH).

Holotype of *Leptusa laticollis*: **UNITED STATES: New York:** Chautauqua Co.: ♂ [only right middle and posterior legs remain of this specimen], Westfield (H.Notman), 19.v.1919 (SIIS); paratype: **UNITED STATES: New York:** Chautauqua Co.: ♀ (allotype), Westfield (H.Notman), 19.v.1919 (SIIS).

**Additional material. UNITED STATES: New Hampshire:** Grafton Co.: ♂, 12 km E Orford, 43°54.04'N 71°58.96'W, 300m, in forest litter, *Acer*, *Pinus*, *Betula*, moss, ferns, 21.ix.1998 (V.I.Gusarov) (SPSU); **New York:** Essex Co.: 2♂♂, Keene Valley, 4.vii.1917 (H.Notman) [although labeled by Notman (?) as paratypes these two males had not been included in the type series (Notman 1921)] (SIIS); Orange Co.: 9 specimens, 8 km S New Windsor, Black Rock Forest, 23–25.v.1998 (V.I.Gusarov) (SPSU).

**Diagnosis.** See Pace (1989).

**Discussion.** Pace (1989) designated the lectotype of *Le. brevicollis*, however from the original description (Casey 1893) it is clear that Casey had a single male type of this species. This type is the holotype of *Le. brevicollis* and Pace's lectotype designation is redundant.

Pace (1989) did not have an opportunity to examine the types of *Le. laticollis*. Unfortunately, the holotype of *Le. laticollis*, like some other Notman's staphylinid types deposited at SIIS, is almost completely destroyed. The female paratype and two additional male specimens from New York, identified by Notman as *Le. laticollis*, are similar to the holotype of *Le. brevicollis* in external characters and in the shape of the aedeagus.

**Distribution.** *Leptusa brevicollis* is known from Pennsylvania, New York and New Hampshire.

### ***Leptusa (Adoxopisalia) elegans* Blatchley, 1910**

(Figs. 755–758 in Pace 1989)

*Leptusa elegans* Blatchley, 1910: 342.

*Sipalia* (s. str.) *fontana* Casey, 1911a: 157, **syn. nov.**

*Pasilia virginica* Casey, 1911a: 202, **syn. nov.**

*Leptusa* (s. str.) *elegans*: Bernhauer & Scheerpeltz, 1926: 554 (as valid species).

*Sipalia* (s. str.) *fontana*: Bernhauer & Scheerpeltz, 1926: 601 (as valid species).

*Leptusa (Pasilia) virginica*: Bernhauer & Scheerpeltz, 1926: 558 (as valid species).

*Leptusa fontana*: Lohse & Smetana, 1988: 270 (as valid species).

*Meronera elegans*: Pace, 1989: 24 (as valid species).

*Leptusa (Adoxopisalia) virginica*: Pace, 1989: 132 (as valid species).

**Type material.** Lectotype of *Leptusa elegans* (here designated), ♂, “TYPE” (red label), “Pulasky Co. Ind.[iana] W. S. B. [Blatchley] 6-19-08 [19.vi.1908]”, “Purdue Blatchley Collection”, “*Leptusa elegans* sp. nov. 4890” (PURC); paralectotype, ♀, was mounted on the same card as the lectotype (PURC).

Lectotype of *Sipalia fontana* (here designated): ♂, “Buena Vista Spg. [Spring] Franklin Co. Pa. [Pennsylvania]”, “*fontana* Csy.”, “TYPE USNM 39024” (red label),

“CASEY bequest 1925” (NMNH); paralectotypes: 2♀♀, “Buena Vista Spg. [Spring Franklin Co. Pa. [Pennsylvania]”, “*fontana* PARATYPE USNM 39024” (red label), “CASEY bequest 1925” (NMNH).

Lectotype of *Pasilia virginica* (designated by Pace (1989)): ♂, “Va. [Virginia, Norfolk]”, “*Pasilia virginica* Csy.”, “TYPE USNM 39586” (red label), “CASEY bequest 1925”, “*Leptusa virginica* (Cas.) det. R. Pace 1981” (NMNH); paralectotypes: 3 specimens, “Va. [Virginia, Norfolk]”, “*virginica* PARATYPE USNM 39586” (red label), “CASEY bequest 1925”, “*vidit* R. Pace 1981” (NMNH).

**Additional material. UNITED STATES: New Jersey:** Burlington Co.: ♀, Pine Barrens, Whitesbog, sifting, 30.v.1999 (A.Berkov) (SPSU); **New York:** Orange Co.: 5 specimens, 8 km S New Windsor, Black Rock Forest, 23–25.v.1998 (V.I.Gusarov); 7 specimens, ditto but 9.v.1998 (SPSU); **Pennsylvania:** Clinton Co.: 12 specimens, 26 km SEE Lock Haven, 41°03.23'N 77°09.65'W, 350m, *Quercus*, *Tsuga*, *Pinus*, 5.vi.1999 (V.I.Gusarov) (SPSU); **Vermont:** Windsor Co.: 15 specimens, 8 km SEE Springfield, Hwy. I-91, 43°14.00'N 72°26.81'W, 250m, forest litter, *Acer*, *Betula*, *Quercus*, *Tsuga*, 21.ix.1998 (V.I.Gusarov) (SPSU).

**Diagnosis.** See Pace (1989).

**Discussion.** Pace did not have an opportunity to examine the type of *Le. elegans*. Without any argumentation he (Pace 1989) transferred this species to the genus *Meronera* Sharp, 1887. My examination of the lectotype of *Le. elegans* demonstrated that it belongs to *Leptusa* and is conspecific with *Le. fontana* and *Le. virginica*.

Pace (1989) designated the lectotype of *Pasilia virginica* but failed to appropriately label any of the four types of this species in the Casey collection. Because only one specimen was dissected by Pace it seems reasonable to conclude that this specimen represents the lectotype illustrated by Pace in Figs. 756–758. I attached the lectotype label to this specimen.

The female specimen from Arkansas illustrated by Pace (1989, Fig. 759) belongs to a closely related but different species. This species will be described elsewhere.

**Distribution.** *Leptusa elegans* is known from Vermont, New York, New Jersey, Pennsylvania, Virginia and Indiana.

### ***Leptusa (Adoxopisalia) opaca* Casey, 1893**

(Figs. 750–754 in Pace 1989)

*Leptusa opaca* Casey, 1893: 364.

*Leptusa seminitens* Casey, 1893: 364.

*Leptusa* (*s. str.*) *opaca*: Fenyés, 1920: 123 (as valid species).

*Leptusa* (*s. str.*) *seminitens*: Fenyés, 1920: 123 (as synonym of *Le. opaca*).

*Leptusa* (*s. str.*) *opaca*: Bernhauer & Scheerpeltz, 1926: 555 (as valid species).

*Leptusa* (*s. str.*) *seminitens*: Bernhauer & Scheerpeltz, 1926: 556 (as synonym of *Le. opaca*).

*Leptusa (Adoxopisalia) opaca*: Pace, 1989: 130 (as valid species).

*Leptusa (Adoxopisalia) seminitens*: Pace, 1989: 130 (as synonym of *Le. opaca*).

**Type material.** Lectotype of *Leptusa opaca* (designated by Pace (1989)): ♂, “Penn.[sylvania]”, “*Lept. opaca*”, “TYPE USNM 39579” (red label), “CASEY bequest 1925”, “*Leptusa opaca* C. det. R. Pace 1981” (NMNH); paralectotypes: 2♀, “Penn.[sylvania]”, “*opaca* PARATYPE USNM 39579” (red label), “CASEY bequest 1925”, “*vidit* R. Pace 1981” (NMNH).

Lectotype of *Leptusa seminitens* (here designated): ♀, “N.[ew] Y.[ork]”, “*Lept. seminitens*”, “TYPE USNM 39578” (red label), “CASEY bequest 1925” (NMNH);

**Additional material. UNITED STATES: Arkansas:** Crawford Co.: 3 specimens, 32 km NE Van Buren, Ozark National Forest, 35°39.30'N 94°06.19'W, 500 m, under bark, 16.x.1999 (V.I.Gusarov); Franklin Co.: ♀, 30 km N Ozark, Ozark National Forest, 35°45.32'N 93°48.77'W, 500 m, in forest litter, *Quercus*, 17.x.1999 (V.I.Gusarov) (SPSU); **Pennsylvania:** Franklin Co.: ♂, ♀, Buena Vista Spring (NMNH (Casey collection)); **Rhode Island:** ♀, Casey farm, Boston Neck, N Kingston (NMNH (Casey collection)); **Wisconsin:** Bayfield Co.: ♀, Bayfield (Wickham) (NMNH (Casey collection)).

**Diagnosis.** See Pace (1989).

**Discussion.** My examination of the lectotypes of *Le. opaca* and *Le. seminitens* confirmed the synonymy of the two species established by Fenyés (1920).

Pace (1989) designated the lectotype of *Le. opaca* but failed to appropriately label any of the three syntypes present now in the Casey collection. These three syntypes include one male and two females. Since, in his revision, Pace (1989) indicated that the lectotype is a male, it seems reasonable to conclude that the male syntype represents the lectotype. I attached the lectotype label to this specimen.

**Distribution.** *Leptusa opaca* is known from Pennsylvania, New York, Rhode Island, Wisconsin and Arkansas. The records from North Carolina (Pace 1989) are based on a closely related undescribed species which will be described elsewhere. The records from Georgia (Pace 1989) need to be reconfirmed.

## Tribe Placusini Mulsant & Rey, 1871

### *Placusa* Erichson, 1837

*Placusa* Erichson, 1837: 370 (type species: *Aleochara pumilio* Gravenhorst, 1802; by monotypy).

### *Placusa vaga* Casey, 1911a

(Figs. 8, 16, 24, 31, 47–49, 76–78 in Klimaszewski *et al.* 2001)

*Placusa vaga* Casey, 1911a: 189.

*Pseudota cornicula* Casey, 1911a: 151, **syn. nov.**

*Placusa* (*Calpusa*) *vaga*: Bernhauer & Scheerpeltz, 1926: 544 (as valid species).

*Atheta* (*Pancota*) *cornicula*: Bernhauer & Scheerpeltz, 1926: 661 (as valid species).

*Placusa vaga*: Klimaszewski *et al.*, 2001: 27 (as valid species).

**Type material.** Holotype of *Placusa vaga*: ♀, “Sta. Cruz Mts. Cal.[ifornia]”, “*vaga* Csy.”, “TYPE USNM 39576” (red label), “CASEY bequest 1925” (NMNH).

Holotype of *Pseudota cornicula*: ♀, “Metlakatla, B.[ritish] Col.[umbia] Keen”, “*cornicula* Csy.”, “TYPE USNM 39161” (red label), “CASEY bequest 1925” (NMNH).

**Diagnosis.** See Klimaszewski *et al.* (2001).

**Discussion.** The holotype of *Ps. cornicula* agrees with the lectotype of *Pl. vaga* in external characters and in the shape of the spermatheca. Casey (1911a) admitted that he was unable to examine the tarsal formula of the holotype of *Ps. cornicula* (it is in fact 4-4-5). This may explain why he failed to recognize that the species belonged to *Placusa* (tribe Placusini).

**Distribution.** *Placusa vaga* is known from British Columbia and California.

### Acknowledgements

I am grateful to Terry Erwin and Dave Furth, National Museum of Natural History, for the loan of the Casey Collection of Aleocharinae. I am greatly indebted to Lee Herman, Aleš Smetana, Anthony Davies, Al Newton, Phil Parrillo, Colin Favret, Jan Klimaszewski, Alexey Tishechkin, Victoria Moseley Bayless, Phil Perkins, Jyrki Muona, Hans Silfverberg, Arwin Provonsha, Ed Johnson, Manfred Uhlig and Johannes Frisch for the loan of specimens deposited in their respective institutions. I am very thankful to Lee Herman for discussions of nomenclatural problems and his help in bibliography, to Al Newton for alerting me of some errors and inaccuracies in my athetine database, to Alexey Solodovnikov, Volker Assing, Alexander Derunkov, Alexander Ryvkin and Viktor Semenov for their help in bibliography and to György Makranczy for his hospitality while I was working on the final draft of this paper. I am much obliged to three anonymous reviewers and Paul Johnson for their comments which helped to improve my manuscript. This work was supported by Lincoln Elsworth Postdoctoral Research Fellowship at the American Museum of Natural History, by National Science Foundation PEET grants DEB-9521755 and DEB-9978110 to Steve Ashe and by the Russian Federal program “Russian Universities – Fundamental Sciences” (project 07.01.056).

### References

- Alexandrovitch, O.R., Lopatin, I.K., Pisanenko, A.D., Tsinkevitch, V.A. & Snitko, S.M. (1996) *A Catalogue of Coleoptera (Insecta) of Belarus*. FFR RB, Minsk, 103 pp.
- Aubé, C. (1850) Description de quelques insectes Coléoptères appartenants à l'Europe et à l'Algérie. *Annales de la Société entomologique de France*, 8, 299–346.
- Baudi di Selve, F. (1848) Alcune specie nuove di stafilini. *Studi Entomologici*, 1(2), 113–148.
- Benick, G. (1954) Revision der Untergattung *Aloconota* C.G.Thoms. (Gattung *Atheta*, Staph.). *Entomologische Blätter*, 50, 133–174.



- Benick, G. (1973) Die von Prof. Dr. Z. Kaszab in der Mongolei gesammelten Arten der Subfamilie Athetae (Col. Staphyl.). *Nouvelle Revue d'Entomologie*, 3(4), 211–217.
- Benick, G. (1982) Arten der Unterfamilie Athetae aus der Mongolei (Coleoptera, Staphylinidae), IV. *Annales Historico-Naturales Musei Nationalis Hungarici*, 74, 93–114.
- Benick, G. & Lohse, G.A. (1974) 14. Tribus: Callicerini (Athetae). In: Freude, H., Harde, K.W. & Lohse, G.A. (Eds.), *Die Käfer Mitteleuropas. Band 5, Staphylinidae II (Hypocyphtinae und Aleocharinae). Pselaphidae*. Goecke & Evers Verlag, Krefeld, pp. 72–220.
- Bernhauer, M. (1901) Neue Staphyliniden aus Centralasien. *Verhandlungen der k. k. zoologisch-botanischen Gesellschaft in Wien*, 51, 106–115.
- Bernhauer, M. (1905) 13. Folge neuer Staphyliniden der paläarktischen Fauna, nebst Bemerkungen. *Verhandlungen der k. k. zoologisch-botanischen Gesellschaft in Wien*, 55, 580–596.
- Bernhauer, M. (1906) Neue Aleocharinen aus Nordamerika. (II. Teil). *Deutsche Entomologische Zeitschrift*, 1906(2), 337–348.
- Bernhauer, M. (1907) Neue Aleocharini aus Nordamerika. (Col.) (3. Stück.). *Deutsche Entomologische Zeitschrift*, 1907(4), 381–405.
- Bernhauer, M. (1909) Neue Aleocharini aus Nordamerika. (Col.) (4. Stück.) *Deutsche Entomologische Zeitschrift*, 1909(4), 515–528.
- Bernhauer, M. & Scheerpeltz, O. (1926) Staphylinidae VI. In: Junk, W. & Schenkling, S. (Eds.), *Coleopterorum Catalogus*, Pars 82. W. Junk, Berlin, pp. 499–988.
- Blackwelder, R. E. (1952) The generic names of the beetle family Staphylinidae, with an essay on genotypy. *U.S. National Museum Bulletin*, 200, 1–483.
- Blackwelder, R. E. (1973) *Checklist of the Staphylinidae of Canada, United States, Mexico, Central America and the West Indies. North American Beetle Fauna Project. Family no. 15, complete (Yellow Version)*. Biological Research Institute of America, Inc., Sienna College, Loudonville, New York, 165 pp.
- Blatchley, W.S. (1910) *An illustrated descriptive catalogue of the Coleoptera or beetles (exclusive of the Rhynchophora) known to occur in Indiana*. The Nature Publishing Co., Indianapolis, 1358 pp.
- Bordoni, A. (1973) I Coleotteri Stafilinidi delle isole circumsiciliane. *Lavori della Società Italiana di Biogeografia*, 3 [1972], 651–754.
- Brundin, L. (1940) Studien über die *Atheta*-Untergattung *Oreostiba* Ganglb. (Col. Staphylinidae). *Entomologisk Tidskrift*, 61(1–4), 56–130, Pl. 1–18.
- Burakowski, B., Mroczkowski, M. & Stefańska, J. (1981) *Katalog fauny Polski — Catalogus faunae Poloniae. Część 23, tom 8. Chrzęszcze — Coleoptera. Kusakowate — Staphylinidae, część 3 Aleocharinae*. Państwowe Wydawnictwo Naukowe, Warszawa, 330 pp.
- Casey, T. L. (1893) Coleopterological Notices. V. *Annals of the New York Academy of Sciences*, 7, 281–606.
- Casey, T. L. (1906) Observations of the staphylinid groups Aleocharinae and Xantholinini, chiefly of America. *Transactions of the Academy of Sciences of St. Louis*, 16(6), 125–434.
- Casey, T. L. (1910a) New species of the staphylinid tribe Myrmedoniini. *Memoirs on the Coleoptera I*. The New Era Printing Company, Lancaster, pp. 1–183.
- Casey, T. L. (1910b) Synonymical and other notes on Coleoptera. *The Canadian Entomologist*, 42(4), 105–114.
- Casey, T. L. (1911a) New American species of Aleocharinae and Myllaeninae. *Memoirs on the Coleoptera II*. The New Era Printing Company, Lancaster, pp. 1–245.
- Casey, T. L. (1911b) Notes on the Coccinellidae with some general remarks and synonymy. *Memoirs on the Coleoptera II*. The New Era Printing Company, Lancaster, pp. 246–254.
- Derunkov, A.V. & Melke, A. (2001) Familia Staphylinidae. In: Gutowski, J.M. & Jaroszewicz, B. (Eds.), *Catalogue of the fauna of Białowieża Primeval Forest*. IBL, Warszawa, pp. 133 – 147.
- Dillwyn, L.W. (1829) *Memoranda relating to coleopterous insects, found in the neighborhood of*

- Swansea. Swansea, 75 pp.
- Easton, A.M. (1970) *Atheta boletophila* Thoms. (Col. Staphylinidae) new to Britain. *The Entomologist's Monthly Magazine*, 105(1262–1264) [1969], 197–198.
- Easton, A.M. (1971) A new British *Atheta* (Col., Staphylinidae) in a new subgenus. *The Entomologist's Monthly Magazine*, 107, 24–26.
- Eppelsheim, E. (1886) Neue Staphylinen vom Amur. *Deutsche Entomologische Zeitschrift*, 30(1), 33–46.
- Erichson, W.F. (1837) *Die Käfer der Mark Brandenburg. Erster Band. Erste Abtheilung.* F.H.Morin, Berlin, pp.i–viii, 1–384.
- Erichson, W.F. (1839) *Genera et species Staphylinorum insectorum coleopterorum familiae.* F. H. Morin, Berlin, pp. i–viii, 1–400.
- Erichson, W.F. (1840) *Genera et species Staphylinorum insectorum coleopterorum familiae.* F. H. Morin, Berlin, pp. 401–954.
- Fabricius, J.C. (1787) *Mantissa insectorum sistens eorum species nuper detectas adiectis characteribus genericis, differentiis specificis, emendationibus, observationibus.* Tom. 1. Christ. Gottl. Proft., Hafnia [Copenhagen], xx+348 pp.
- Fabricius, J.C. (1793) *Entomologiae systematicae, emendatae et auctae. Secundum classes, ordines, genera, species adiectis synonymis, locis, observationibus, descriptionibus.* Tom I. Pars II. Christ. Gottl. Proft., Hafnia [Copenhagen], 538 pp.
- Fenyés, A. (1907) The Aleocharinae by Casey. *Entomological News*, 18(2), 60–61.
- Fenyés, A. (1918) Coleoptera: Fam. Staphylinidae, subfam. Aleocharinae. In: Wytzman, P. (Ed.), *Genera Insectorum*, Fasc. 173 A. L. Desmet-Verteneuil, Bruxelles, pp. 1–110.
- Fenyés, A. (1920) Coleoptera. Fam. Staphylinidae, subfam. Aleocharinae. In: Wytzman, P. (Ed.), *Genera Insectorum*, Fasc. 173 B. L. Desmet-Verteneuil, Bruxelles, pp. 111–414.
- Fenyés, A. (1921) New genera and species of Aleocharinae with a polytomic synopsis of the tribes. *Bulletin of the Museum of Comparative Zoology*, 65, 17–36.
- FitzGerald, W. (1962) *Casey locality code.* Manuscript kept with Casey collection at the National Museum of National History, Washington, D.C.
- Fleming, J. (1821) Insecta. In: *Supplement to the fourth, fifth and sixth editions of the Encyclopedia Britannica, with preliminary dissertations on the history of sciences.* Vol. 5. Archibald Constable and Company, Edinburgh, pp. 41–56.
- Frank, J.H. (1980) *Atheta coriaria* (Kraatz) (Aleocharinae) and *Sunius confluentus* (Say) (Paederinae) in Florida (Coleoptera, Staphylinidae). *The Coleopterists Bulletin*, 34(4), 388.
- Ganglbauer, L. (1895) *Die Käfer von Mitteleuropa. Die Käfer der österreichisch-ungarischen Monarchie, Deutschlands, der Schweiz, sowie des französischen und italienischen Alpengebietes. Zweiter Band. Familienreihe Staphyloidea. 1. Theil: Staphylinidae, Pselaphidae.* Carl Gerold's Sohn, Wien, vi+881 pp.
- Gemminger, M. & Harold, E. von (1868) *Catalogus Coleopterorum hucusque descriptorum synonymicus et systematicus. Tom II.* E.H.Gummi, Monachii [Munich], pp. 425–752 + 6pp.
- Gensicke, F. (1960) Zur Kenntnis der Nestfauna einiger Muridenarten in der Umgebung von Greifswald. *Wissenschaftliche Zeitschrift der Ernst-Moeritz-Arndt-Universität Greifswald*, 9, 189–197.
- Gravenhorst, J.L.C. (1802) *Coleoptera Microptera Brunsvicensia nec non exoticorum quotquot exstant in collectionibus entomologorum Brunsvicensium in genera familias et species distribuit.* C. Reichard, Brunswick, xxvi + 207 pp.
- Gravenhorst, J.L.C. (1806) *Monographia Coleopterorum Micropteriorum.* Henrich Dieterich, Göttingen, xvi+248 pp.
- Gusarov, V.I. (2002a) A revision of Nearctic species of the genus *Tomoglossa* Kraatz, 1856 (Coleoptera: Staphylinidae: Aleocharinae). *Zootaxa*, 30, 1–19.
- Gusarov, V.I. (2002b) A revision of the genus *Microlia* Casey, 1910 (Coleoptera: Staphylinidae:

- Aleocharinae: Hoplandriini). *Zootaxa*, 34, 1–24.
- Gusarov, V.I. (2002c) A revision of Nearctic species of the genus *Geostiba* Thomson, 1858 (Coleoptera: Staphylinidae: Aleocharinae). *Zootaxa*, 81, 1–88.
- Gusarov, V.I. (2002d) A revision of Nearctic species of the genus *Earota* Mulsant & Rey, 1874 (Coleoptera: Staphylinidae: Aleocharinae). *Zootaxa*, 92, 1–16.
- Gusarov, V.I. (2002e) A revision of Nearctic species of the genus *Tropimenelytron* Pace, 1983 (Coleoptera: Staphylinidae: Aleocharinae), a new genus for North America. *Zootaxa*, 114, 1–24.
- Gusarov, V.I. (2003a) A revision of the genus *Seeversiella* Ashe, 1986 (Coleoptera: Staphylinidae: Aleocharinae). *Zootaxa*, 142, 1–102.
- Gusarov, V.I. (2003b) A revision of the genus *Goniusa* Casey, 1906 (Coleoptera: Staphylinidae: Aleocharinae). *Zootaxa*, 164, 1–20.
- Gusarov, V.I. (2003c) A revision of Nearctic species of the genera *Adota* Casey, 1910 and *Psammotiba* Yosii & Sawada, 1976 (Coleoptera: Staphylinidae: Aleocharinae). *Zootaxa*, 185, 1–35.
- Gusarov, V.I. (2003d) A revision of the Nearctic species of the genus *Stethusa* Casey, 1910 (Coleoptera: Staphylinidae: Aleocharinae). *Zootaxa*, 239, 1–43.
- Gusarov, V.I. (in press, a) A revision of the Nearctic species of the genus *Halobrecta* Thomson, 1858 (Coleoptera: Staphylinidae: Aleocharinae). *Zootaxa*.
- Gusarov, V.I. (in press, b) A revision of the genus *Lypoglossa* Fenyés, 1918 (Coleoptera: Staphylinidae: Aleocharinae). *Zootaxa*.
- Gusarov, V.I. & Herman, L.H. (2003) *Leptusa* Kraatz, 1856 (Coleoptera, Staphylinidae, Aleocharinae): designation of the type species. *Entomologische Blätter für Biologie und Systematik der Käfer*, 98 [2002], 115–119.
- Gyllenhal, L. (1827) *Insecta Suecica descripta. Classis I. Coleoptera sive Eleuterata. Tom I. Pars IV.* Friederichum Fleischer, Lipsiae (Leipzig), viii+762 pp.
- Hammond, P.M. (2000) 16. Coastal Staphylinidae (rove beetles) in the British Isles, with special reference to saltmarshes. In: Sherwood, B.R., Gardiner, B.G. & Harris T. (Eds.), *British Saltmarshes. Joint Symposium on British Saltmarshes organized between the Linnean Society of London, the Royal Society for the Protection of Birds and English Nature (2000: London)*. Forrest Text, Tresaith, Cardigan, Wales, pp. 247–302.
- Hanley, R. S. (2002) A new species of Mexican *Tinotus* from the refuse piles of *Atta* ants, including an annotated world catalog of *Tinotus* (Coleoptera: Staphylinidae: Aleocharinae: Aleocharini). *The Coleopterists Bulletin*, 56(4), 453–471.
- Hansen, V., Klefbeck, E., Sjöberg, O., Stenius, G. & Strand, A. (1960) *Catalogus Coleopterorum Fennoscandiae et Daniae*. Entomologiska Sällskapet i Lund, 479 pp.
- Hanski, I. & Koskela, H. (1977) Niche relations among dung-inhabiting beetles. *Oecologia*, 28, 203–231.
- Hanski, I. & Koskela, H. (1978) Stability, abundance, and niche width in the beetle community inhabiting cow dung. *Oikos*, 31, 290–298.
- Hatch, M.H. (1957) *The Beetles of the Pacific Northwest. Part II: Staphyliniformia*. University of Washington Press, Seattle, ix+384 pp.
- Heer, O. (1839) *Fauna coleopterorum Helvetica. Pars I, fasc. 2.* Orellii, Fuesslini et Sociorum, Turici [Zurich], pp. 145–360.
- Hoebeker, E.R. (1988) Review of the genus *Thamiaraea* Thomson in North America (Coleoptera: Staphylinidae: Aleocharinae) with description of a new species. *Journal of the New York Entomological Society*, 96(1), 16–25.
- Hoebeker, E.R. (1994) *Thamiaraea paralira*, a new species from North America, and new distributional and habitat data for other Nearctic species of *Thamiaraea* (Coleoptera: Staphylinidae). *Proceedings of the Entomological Society of Washington*, 96(1), 1–7.
- ICZN (1957) Opinion 463. Designation under the Plenary Powers of a type species in harmony

- with accustomed usage for the genus *Oxypoda* Mannerheim, 1831 (Class Insecta, Order Coleoptera). *Bulletin of Zoological Nomenclature*, 16(2), 13–24.
- ICZN (1961) Opinion 600. *Ischnopoda* Stephens, 1835, and *Tachyusa* Erichson, 1837 (Insecta, Coleoptera); designations of type-species under the plenary powers. *Bulletin of Zoological Nomenclature*, 18(4), 241–243.
- ICZN (1999) *International Code of Zoological Nomenclature*. Fourth Edition. London: The International Trust for Zoological Nomenclature. xxix + 306 pp.
- Kahlen, M. (1987) *Nachtrag zur Käferfauna Tirols. Ergänzung zu den bisher erschienenen faunistischen Arbeiten über die Käfer Nordtirols (1950, 1971 und 1976) und Südtirols (1977)*. Im Selbstverlag des Tiroler Landesmuseum Ferdinandeum, Innsbruck, 288 pp.
- Keys, J.H. (1907) *Exaleochara*: a genus of Coleoptera new to science. *The Entomologist's Monthly Magazine*, 43, 102.
- Klimaszewski, J. & Peck, S.B. (1986) A review of the cavernicolous Staphylinidae (Coleoptera) of Eastern North America: Part I. Aleocharinae. *Quaestiones Entomologicae*, 22(2), 51–113.
- Klimaszewski, J. & Pelletier, G. (2002) Genus *Tinotus* (Coleoptera: Staphylinidae, Aleocharinae) from America north of Mexico: review of the types, distribution records, and key to species. *The Canadian Entomologist*, 134, 281–298.
- Klimaszewski, J., Pelletier, G., Germain, C., et al. (2001) Diversity of *Placusa* (Coleoptera: Staphylinidae, Aleocharinae) in Canada, with descriptions of two new species. *The Canadian Entomologist*, 133, 1–47.
- Klimaszewski, J. & Winchester, N.N. (with colour images by K. Bolte) (2002) Aleocharine rove beetles (Coleoptera Staphylinidae) of the ancient Sitka spruce forest on Vancouver Island, British Columbia, Canada. *Mémoires de la Société royale belge d'Entomologie*, 40, 3–126.
- Koch, K. (1968) Käferfauna der Rheinprovinz. *Decheniana (Bonn)*, Beihefte 13, 1–382.
- Kraatz, G. (1856) *Naturgeschichte der Insecten Deutschlands. Erste Abteilung. Coleoptera*. Bd. 2. Lief. 1–2. Verlag der Nicolaischen Buchhandlung, Berlin, pp. 1–376.
- Kraatz, G. (1857) [New species]. In: Staudinger, O. Reise nachy Island zu entomologische Zwecke unternommen. *Entomologische Zeitung. Stettin*, 18, 284–287.
- Lohse, G. A. (1969) Vorschläge zur Änderung der Aleocharinensystematik (Coleoptera: Staphylinidae). In: *Bericht über die 10. Wanderversammlung deutscher Entomologen, 15. bis 19. September 1965 in Dresden*. Deutsche Akademie der Landwirtschaftswissenschaften zu Berlin, Berlin, pp. 169–175.
- Lohse, G.A. (1974a) Tribus: Schistogeniini. In: Freude, H., Harde, K.W. & Lohse, G.A. (Eds.), *Die Käfer Mitteleuropas. Band 5, Staphylinidae II (Hypocyphtinae und Aleocharinae). Pselaphidae*. Goecke & Evers Verlag, Krefeld, p. 221.
- Lohse, G.A. (1974b) Tribus: Zyrasini. In: Freude, H., Harde, K.W. & Lohse, G.A. (Eds.), *Die Käfer Mitteleuropas. Band 5, Staphylinidae II (Hypocyphtinae und Aleocharinae). Pselaphidae*. Goecke & Evers Verlag, Krefeld, pp. 222–229.
- Lohse, G.A. (1974c) 18. Tribus: Oxypodini. In: Freude, H., Harde, K.W. & Lohse, G.A. (Eds.), *Die Käfer Mitteleuropas. Band 5, Staphylinidae II (Hypocyphtinae und Aleocharinae). Pselaphidae*. Goecke & Evers Verlag, Krefeld, pp. 230–291.
- Lohse, G.A. (1985) Kritische Bemerkungen zur Staphyliniden in “Enumeratio Coleopterorum Fennoscandiae et Daniae” (Helsingfors 1979). *Notulae Entomologicae*, 65(2), 33–35.
- Lohse, G.A. (1988) Staphylinidenstudien II. *Entomologische Blätter*, 84(1–2), 41–50.
- Lohse, G.A. (1989) Ergänzungen und Berichtigungen zu Freude-Harde-Lohse “Die Käfer Mitteleuropas” Band 5 (1974), pp. 185–243 In: Lohse, G.A. & Lucht, W.H. (Eds.), *Die Käfer Mitteleuropas. 1. Supplementband mit Katalogteil*. Goecke & Evers Verlag, Krefeld, pp. 185–243.
- Lohse, G.A. (1991) Corrections to Revision of Arctic Aleocharinae of North America (Coleoptera: Staphylinidae). *The Coleopterists Bulletin*, 45(1), 20.
- Lohse, G.A., Klimaszewski, J. & Smetana, A. (1990) Revision of Arctic Aleocharinae of North

- America (Coleoptera: Staphylinidae). *The Coleopterists Bulletin*, 44(2), 121–202.
- Lohse, G.A. & Smetana, A. (1985) Revision of the types of species of Oxypodini and Athetini (*sensu* Seevers) described by Mannerheim and Mäklin from North America (Coleoptera: Staphylinidae). *The Coleopterists Bulletin*, 39(3), 281–300.
- Lohse, G.A. & Smetana, A. (1988) Four new species of *Geostiba* Thomson from the Appalachian mountains of North Carolina, with a key to North American species and synonymic notes (Coleoptera: Staphylinidae: Aleocharinae). *The Coleopterists Bulletin*, 42(3), 269–278.
- Mäklin, F.G. (1880) Ytterligare diagnoser öfver några nya sibiriska Coleopter-arter. *Öfversigt af Finska Vetenskaps-Societetens Förhandlingar*, 22, 79–86.
- Märkel, F. (1845) Beiträge zur Kenntniss der unter Ameisen lebenden Insekten. *Zeitschrift für die Entomologie*, 5 (1844), 193–271.
- Mannerheim, C.G. (1830) *Précis d'un nouvel arrangement de la famille des Brachélytres, de l'ordre des Insectes Coléoptères*. St. Pétersbourg, 87 pp.
- Mannerheim, C.G. (1843) Beitrag zur Kaefer-Fauna der Aleutischen Inseln, der Insel Sitkha. *Bulletin de la Société Impériale des Naturalistes de Moscou*, 16(1), 175–314.
- Mannerheim, C.G. (1846) Nachtrag zur Kaefer-Fauna der Aleutischen Inseln und der Insel Sitkha. *Bulletin de la Société Impériale des Naturalistes de Moscou*, 19(2), 501–516.
- Mannerheim, C.G. (1852) Zweiter Nachtrag zur Kaefer-Fauna der Nord-Amerikanischen Laender des Russischen Reiches. *Bulletin de la Société Impériale des Naturalistes de Moscou*, 25(2), 283–387.
- Mannerheim, C.G. (1853) Dritter Nachtrag zur Kaefer-Fauna der Nord-Amerikanischen Laender des Russischen Reiches. *Bulletin de la Société Impériale des Naturalistes de Moscou*, 26(3), 95–273.
- Melsheimer, F.E. (1844) Descriptions of new species of Coleoptera of the United States. *Proceedings of the Academy of Natural Sciences of Philadelphia*, 2(2), 26–43.
- Moore, I. & Legner, E.F. (1975) A Catalogue of the Staphylinidae of America North of Mexico (Coleoptera). *Special publication 3015, Division of Agricultural Sciences, University of California*, 514 pp.
- Mulsant, M.E. & Rey, C. (1871) *Histoire Naturelle des Coléoptères de France. Brévipennes. Aléochariens. [Huitième Branche, Bolitocharaires]*. Deyrolle Fils, Paris, vi+321 pp., pl. 1–5.
- Mulsant, M.E. & Rey, C. (1873) Description de divers coléoptères brévipennes nouveaux ou peu connus. *Opuscules Entomologiques*, 15, 147–189.
- Mulsant, M.E. & Rey, C. (1874a) Tribu des Brévipennes. Famille des Aléochariens. Septième branche: Myrmédoniaires. *Annales de la Société d'Agriculture, Histoire Naturelle et Arts Utiles de Lyon, série 4*, 6 [1873], 33–738.
- Mulsant, M.E. & Rey, C. (1874b) *Histoire Naturelle des Coléoptères de France. Brévipennes. Aléochariens. Suite*. Deyrolle, Paris, vi+695 pp., pl. 1–5.
- Muona, J. (1979a) The aleocharine types of Mulsant & Rey (Coleoptera, Staphylinidae) I. *Annales Entomologici Fennici*, 45(2), 47–58.
- Muona, J. (1979b) Staphylinidae. In: Silfverberg, H., *Enumeratio Coleopterorum Fennoscandiae et Daniae*. Helsingfors Entomologiska Bytesförening, Helsinki, pp. 14–28.
- Muona, J. (1984) Review of Palearctic Aleocharinae also occurring in North America (Coleoptera: Staphylinidae). *Entomologica Scandinavica*, 15, 227–231.
- Muona, J. (1987) Some aspects of Aleocharinae systematics - a response to Dr. G.A Lohse. *Entomologische Blätter*, 83(1), 19–24.
- Newton, A.F., Thayer, M.K., Ashe, J.S. & Chandler, D.S. (2000) Staphylinidae Latreille, 1802. In: Arnett, R.H., Thomas, M.C. (Eds.), *American Beetles. Vol.1. Archostemata, Myxophaga, Adepaga, Polyphaga: Staphyliniformia*. CRC Press, Boca Raton, Florida, pp. 272–418.
- Notman, H. (1920) Coleoptera collected at Windsor, Broome Co., N. Y., 26 May to 5 June, 1918, with notes and descriptions. *Journal of the New York Entomological Society*, 28(2), 178–194.

- Notman, H. (1921) Some new genera and species of Coleoptera collected at Westfield, Chautauqua Co., N. Y. *Journal of the New York Entomological Society*, 29(3–4), 145–160.
- Notman, H. (1922) New species of Carabidae, Staphylinidae, and Elateridae. *Bulletin of the Brooklyn Entomological Society*, 17(4), 99–108.
- Palm, T. (1970) *Svensk Insektfauna. 9. Skalbaggar. Coleoptera. Kortvingar: Fam. Staphylinidae. Underfam. Aleocharinae (Atheta). Häfte 6.* Entomologiska Föreningen i Stockholm, Stockholm, pp. 113–296, pl. I–XXI.
- Pace, R. (1982) *Oncosomechusa besucheti* n. gen., n. sp. dell'India ed *Emmelostiba besucheti* n. gen., n. sp. del Libano (Coleoptera, Staphylinidae). *Revue suisse de Zoologie*, 89(2), 443–450.
- Pace, R. (1989) Monografia del genere *Leptusa* Kraatz (Coleoptera, Staphylinidae). *Memorie del Museo Civico di Storia Naturale di Verona (II Serie), Sezione Scienze della Vita (A: Biologica)*, 8, 1–307.
- Pope, R.D. (1977). In: Kloet, G.S. & Hincks, W.D. (Eds) A Check List of British Insects. Second edition (completely revised). Part 3. Coleoptera and Strepsiptera. *Handbooks for the Identification of British Insects*, 11(3), pp. xiv+105.
- Sahlberg, J. (1876) Enumeratio coleopterorum brachypterorum Fenniae. I. Staphylinidae. *Acta Societatis pro Fauna Flora Fennica*, 1, 1–248.
- Sahlberg, J. (1880) Bidrag till Nordvestra Sibiriens Insektfauna. Coleoptera. Insamlade under Expeditionerna till obi och Jenessej 1876 och 1877. I. Cicindelidae, Carabidae, Dytiscidae, Hydrophilidae, Gyrinidae, Dryopidae, Georyssidae, Limmichidae, Heteroceridae, Staphylinidae och Micropeplidae. *Kongliga Svenska Vetenskaps-Akademiens Handlingar*, 17(4), 1–115.
- Samouelle, G. (1819) *The entomologist's useful compendium; or an introduction to the knowledge of British insects, comprising the best means of obtaining and preserving them, and a description of the apparatus generally used; together with the genera of Linné, and the modern method of arranging the classes Crustacea, Myriapoda, spiders, mites, and insects from their affinities and structure, according to the views of Dr. Leach. Also an explanation of the terms used in entomology; a calendar of the times of appearance, and usual situations of near 3000 species of British insects; with instructions for collecting and fitting up objects for the microscope.* Thomas Boys, London, 496 pp.
- Sawada, K. (1982) *Atheta* and its allies of Southeast Asia (Coleoptera; Staphylinidae). III. Oriental species described by V. von Motschulsky and G. Kraatz. *Contributions from the Biological Laboratory, Kyoto University*, 26(2), 141–187.
- Scheerpeltz, O. (1968) Coleoptera-Staphylinidae. *Catalogus Faunae Austriae*, 15 fa. Springer-Verlag, Wien, 279 pp.
- Scriba, W. (1870) 27. *Leptusa tricolor* Scriba nov. sp. In: Heyden, L. von, *Entomologische Reise nach dem südlichen Spanien, der Sierra Guadarrama und Sierra Morena, Portugal und den Cantabrischen Gebirgen...* Entomologischer Verein in Berlin, Berlin, p. 75.
- Seevers, C.H. (1978) A generic and tribal revision of the North American Aleocharinae (Coleoptera: Staphylinidae). *Fieldiana: Zoology*, 71, vi + 275 pp.
- Segers, R. (1986) *Catalogus Staphylinidarum Belgicae (Coleoptera)*. Institut Royal des Sciences Naturelles de Belgique. Documents de Travail., No. 32, Bruxelles, 104 pp.
- Sharp, D. (1883) Pp. 145–312 [Staphylinidae]. In: *Biologia Centrali-Americana. Insecta. Coleoptera. Vol. I. Part II.* Taylor & Francis, London, 824 pp.
- Sharp, D. (1887) Pp. 673–824 [Staphylinidae]. In: *Biologia Centrali-Americana. Insecta. Coleoptera. Vol. I. Part II.* Taylor & Francis, London, 824 pp.
- Silfverberg, H. (1988) Lists of the insect types in the Zoological Museum, University of Helsinki. 8. Coleoptera: Staphylinidae. *Acta Entomologica Fennica*, 52, 15–40.
- Silfverberg, H. (1992) *Enumeratio Coleopterorum Fennoscandiae, Daniae et Baltiae.* Helsingin Hyönteisvaihtoyhdistys, Helsinki, v+94 pp.
- Stephens, J.F. (1832) *Illustrations of British entomology; or, a synopsis of indigenous insects: con-*

- taining their generic and specific distinctions; with an account of their metamorphoses, time of appearance, localities, food, and economy, as far as practicable. *Mandibulata*, 5. Baldwin and Cradock, London, 1–447.
- Strand, A. & Vik, A. (1964) Die Genitalorgane der nordischen Arten der Gattung *Atheta* Thoms. (Col., Staphylinidae). *Norsk Entomologisk Tidsskrift*, 12(5–8), 327–335, Taf. I–XXI.
- Strand, A. & Vik, A. (1966) Die Genitalorgane der nordischen Arten der Gattung *Oxypoda* Mannh. (Col., Staphylinidae). *Norsk Entomologisk Tidsskrift*, 13, 169–175.
- Thomson, C.G. (1856) Några nya arter af Insekt-slägtet *Homalota*. *Öfversigt af Kongl. Vetenskaps-Akademiens Förhandlingar*, 13(4), 91–107.
- Thomson, C.G. (1858) Försök till uppställning af Sveriges Staphyliner. *Öfversigt af Kongl. Vetenskaps-Akademiens Förhandlingar*, 15, 27–40.
- Thomson, C.G. (1859). *Skandinaviens Coleoptera, synoptiskt bearbetade. Tom 1.* Berlingska Boktryckeriet, Lund, v+290 pp.
- Thomson, C.G. (1867) *Skandinaviens Coleoptera, synoptiskt bearbetade. Tom 9.* Lundbergska Boktryckeriet, Lund, 408 pp.
- Tikhomirova, A.L. (1973) *Morfoekologicheskiye osobennosti i filogenez stafilinid (s katalogom fauny SSSR)*. Nauka, Moscow, 191 pp.
- Topp, W. (1975) Morphologische Variabilität, Diapause und Entwicklung von *Atheta fungi* (Grav.) (Col., Staphylinidae). *Zoologische Jahrbücher. Abteilung für Systematik, Ökologie und Geographie der Tiere*, 102, 101–127.
- Uhlig, M. & Vogel, J. (1981) Zur Staphylinidenfauna der Umgebung von Waren /Müritz (Mecklenburg). Unter besonderer Berücksichtigung der Naturschutzgebiete “Ostufer der Müritz”, “Ostufer des Feisnecksees”, und des Flächennaturdenkmals “Wienpietschseen”. 5. Beitrag zur Faunistik der Staphylinidae (Coleoptera). *Mitteilungen aus dem Zoologischen Museum in Berlin*, 57(1), 75–168.
- Yosii, R. & Sawada, K. (1976) Studies on the genus *Atheta* Thomson and its allies (Coleoptera, Staphylinidae). II: Diagnostic characters of genera and subgenera with description of representative species. *Contributions from the Biological Laboratory, Kyoto University*, 25(1), 11–140.
- Zerche, L. (1991) Was ist *Oxypoda lividipennis* Mannerheim, 1831 (Coleoptera, Staphylinidae). *Entomologische Blätter*, 87(1–2), 79–82.
- Zetterstedt, J.W. (1828) *Fauna Insectorum Lapponica. Pars I.* Libraria Schulziana, Hammone, xx+563 pp.

## Index

Valid species and generic names are in italic type, invalid names are in roman type. Current valid combinations are in brackets. Bold type denotes the page with principal references. Numbers in italic type refer to pages with illustrations.

- abdicans* Casey, 1910a [= *Acrotona sonomana* (Casey, 1910a)] ... 103, 104, 105, 106  
*academica* Sawada in Yosii & Sawada, 1976 [= *Dalotia coriaria* (Kraatz, 1856)] ... 90, 91  
*acerbus* Casey, 1911a [*Tinotus* Sharp, 1883] ... 11, **12**, 13, 14, 15  
*Achromata* Casey, 1893 [= *Mocyta* Mulsant & Rey, 1874a] ... 98, 99  
*achromata* Casey, 1911a [= *Atheta keeni* Casey, 1910a] ... 37, 38  
*Acrimaea* Casey, 1911a [= *Tinotus* Sharp, 1883] ... 10, 11  
*Acrotona* Thomson, 1859 ... 15, 99, **102**, 103, 106  
*acuminata* Stephens, 1832 [*Oxypoda* Mannerheim, 1830] ... **17**  
*adjuvans* Casey, 1910a [= *Mocyta fungi* (Gravenhorst, 1802)] ... 99, 100  
*Adota* Casey, 1910a ... **87**  
*aemula* Erichson, 1839 [*Atheta* Thomson, 1858] ... **33**, 34, 35, 36, 37  
*aeneipennis* Thomson, 1856 [*Atheta* Thomson, 1858] ... 42  
*alaskana* Casey, 1911a [= *Atheta picipennis* (Mannerheim, 1843)] ... 40, 41  
*Aloconota* Thomson, 1858 ... **86**  
*altaica* Bernhauer, 1901 [*Atheta* Thomson, 1858] ... **42**, 43  
*ambigua* Erichson, 1839 [*Strigota* Casey, 1910a] ... 27, **107**, 108, 109, 110, 111  
*americanum* Gusarov, 2002e [*Tropimenelytron* Pace, 1983] ... 97  
*amica* Casey, 1906 [*Oxypoda* Mannerheim, 1830] ... 15, **18**, 19, 20  
*amicula* Stephens, 1832 [*Atheta* Thomson, 1858] ... 42  
*Anaduosternum* Notman, 1922 [= *Strigota* Casey, 1910a] ... 106, 107  
*Ancillota* Casey, 1910a [= *Oxypoda* Mannerheim, 1830] ... 15  
*angularis* Mäklin in Mannerheim, 1853 [*Lypoglossa* Fenyés, 1918] ... 22, 23  
*angusticornis* Bernhauer, 1907 [*Boreophilia* Benick, 1973] ... **82**, **83**  
*annexa* Casey, 1910a [*Atheta* Thomson, 1858] ... **70**, 71  
*aperta* Casey, 1910a [= *Atheta picipennis* (Mannerheim, 1843)] ... 40, 41  
*apposita* Casey, 1910a [= *Liogluta nitens* (Mäklin in Mannerheim, 1852)] ... 93, 94, 95  
*arcana* Erichson, 1839 [*Atheta* Thomson, 1858] ... 109  
*ardelio* Casey, 1910a [= *Mocyta breviuscula* (Mäklin in Mannerheim, 1852)] ... 101, 102  
*assueta* Casey, 1910a [= *Strigota ambigua* (Erichson, 1839)] ... 107, 108, 109  
*Astilbus* Dillwyn, 1829 [= *Drusilla* Leach in Samouelle, 1819] ... 111  
*aterrima* Gravenhorst, 1802 [*Acrotona* Thomson, 1859] ... 102  
*Atheta* Thomson, 1858 ... 15, 23, **29**, 69, 75, 84, 87, 88, 89, 99, 106  
*auguralis* Casey, 1911a [= *Atheta modesta* (Melsheimer, 1844)] ... 50, 51, 52, 54  
*besucheti* Pace, 1982 [*Emmelostiba* Pace, 1982] ... 92  
*bifaria* Casey, 1911a [= *Atheta modesta* (Melsheimer, 1844)] ... 50, 51, 52, 54  
*binarius* Casey, 1911a [= *Tinotus trisectus* Casey, 1906] ... 11, 12  
*blatchleyi* Bernhauer & Scheerpeltz, 1926 [*Atheta* Thomson, 1858] ... **76**, 77  
*Boreophilia* Benick, 1973 ... 77, **81**  
*Boreostiba* Lohse in Lohse et al., 1990 ... 75, **84**, 85  
*brevicollis* Casey, 1893 [*Leptusa* Kraatz, 1856] ... **116**, 117  
*brevipennis* J.Sahlberg, 1876 [= *Atheta arcana* (Erichson, 1839)] ... 109  
*brevipennis* Notman, 1922 [= *Strigota ambigua* (Erichson, 1839)] ... 106, 107, 108, 109  
*breviuscula* Mäklin in Mannerheim, 1852 [*Mocyta* Mulsant & Rey, 1874a] ... **100**, 101, 102  
*brittoni* Casey, 1911a [*Thamiaraea* Thomson, 1858] ... 95, **96**, 97, 98



- brumalis* Casey, 1910a [*Atheta* Thomson, 1858] ... 46
- brunneus* Casey, 1911a [= *Tinotus trisectus* Casey, 1906] ... 11, 12
- bucolica* Casey, 1910a [= *Atheta aemula* (Erichson, 1839)] ... 34, 35, 37
- burra* Casey, 1911a [= *Atheta annexa* Casey, 1910a] ... 70, 71
- californicum* Gusarov, 2002e [*Tropimenelytron* Pace, 1983] ... 97
- callens* Casey, 1911a [= *Atheta ventricosa* Bernhauer, 1907] ... 61, 62, 63, 64
- campbelliana* Lohse in Lohse et al., 1990 [*Atheta* Thomson, 1858] ... 84
- canaliculata* Fabricius, 1787 [*Drusilla* Leach in Samouelle, 1819] ... 111, **112**, 113
- candidula* Casey, 1911a [= *Atheta frosti* Bernhauer, 1909] ... 56, 58, 60
- canonica* Casey, 1906 [*Leptusa* Casey, 1906] ... **114**, 115
- capella* Casey, 1910a [= *Atheta modesta* (Melsheimer, 1844)] ... 50, 51, 54
- carlottae* Casey, 1910a [= *Atheta picipennis* (Mannerheim, 1843)] ... 40, 41
- carolinensis* Pace, 1989 [*Leptusa* Kraatz, 1856] ... 115
- caseyi* Fenyès, 1907 [= *Leptusa canonica* Casey, 1906] ... 114
- caseyiana* Lohse in Lohse et al., 1990 [= *Boreophilia nomensis* (Casey, 1910a)] ... 81, 82
- caviceps* Blatchley, 1910 (*nec* Poppius, 1908) [= *Atheta blatchleyi* Bernhauer & Scheerpeltz, 1926] ... 76, 77
- caviceps* Casey, 1893 [*Tinotus* Sharp, 1883] ... 11, 12, 14
- cavicollis* Casey, 1906 [= *Drusilla canaliculata* (Fabricius, 1878)] ... 112, 113
- cavicollis* Sharp, 1883 [*Tinotus* Sharp, 1883] ... 10
- celata* Erichson, 1837 [*Atheta* Thomson, 1858] ... 77
- cephalina* Casey, 1910a [= *Atheta klagesi* Bernhauer, 1909] ... 66, 68, 69, 71
- cerebrosa* Casey, 1911a [= *Atheta fenyesi* Bernhauer, 1907] ... 46, 47, 48, 49
- chillcotti* Lohse in Lohse et al., 1990 [= *Atheta blatchleyi* Bernhauer & Scheerpeltz, 1926] ... 76, 77
- cinnamomea* Gravenhorst, 1802 [*Thamiaraea* Thomson, 1858] ... 95
- citata* Casey, 1910a [= *Atheta annexa* Casey, 1910a] ... 70
- Colpodota* Mulsant & Rey, 1873 [= *Acrotona* Thomson, 1859] ... 98
- comitata* Casey, 1910a [= *Atheta frosti* Bernhauer, 1909] ... 55, 56, 58, 60
- concessa* Casey, 1911a [*Atheta* Casey, 1911a] ... **72**
- congruens* Casey, 1893 [= *Devia prospera* (Erichson, 1839)] ... 20, 21, 22, 23
- consonens* Casey, 1910a [= *Atheta festinans* (Erichson, 1839)] ... 72, 73, 74
- coriaria* Kraatz, 1856 [*Dalotia* Casey, 1910a] ... 61, 88, **89**, 90, 91
- cornicula* Casey, 1911a [= *Placusa vaga* Casey, 1911a] ... 119, 120
- crassicornis* Fabricius, 1793 [*Atheta* Thomson, 1858] ... 50, 51, 53, 54
- crenuliventris* Bernhauer, 1907 [*Atheta* Thomson, 1858] ... 51
- crucialis* Casey, 1910a [= *Dalotia coriaria* (Kraatz, 1856)] ... 89, 90
- dadopora* Thomson, 1867 [*Atheta* Thomson, 1858] ... **77**, 78
- Dalotia* Casey, 1910a ... **88**, 89
- Dasyglossa* Kraatz, 1856 (*nec* Illiger, 1807) [= *Devia* Blackwelder, 1952] ... 20
- decolorata* Casey, 1910a [= *Atheta dadopora* Thomson, 1867] ... 77, 78
- Delphota* Casey, 1910a [subjective synonym of *Pseudota* Casey, 1910a; one of the two names will be selected as valid when the generic revision of Athetini is completed] ... 69
- dempsterensis* Lohse in Lohse et al., 1990 [= *Atheta prudhoensis* (Lohse in Lohse et al., 1990)] ... 39, 40
- densissima* Bernhauer, 1909 (*Paradilacra* Bernhauer, 1909) ... 23, **24**, 25, 27, 28, 29
- dentata* Bernhauer, 1906 [*Earota* Mulsant & Rey, 1874a] ... 34
- deserticola* Casey, 1911a [= *Paradilacra densissima* (Bernhauer, 1909)] ... 24, 25, 26, 28
- Devia* Blackwelder, 1952 ... **20**, 22, 23
- dichroa* Gravenhorst, 1802 [*Stethusa* Casey, 1910a] ... 97

- diffisa Casey, 1911a [= *Atheta frosti* Bernhauer, 1909] ... 56, 58, 60  
 digesta Casey, 1910a [= *Mocyta breviscula* (Mäklin in Mannerheim, 1852)] ... 101, 102  
*Dilacra* Thomson, 1858 ... 23  
 disca Moore & Legner, 1975 [= *Atheta klagesi* Bernhauer, 1909] ... 66  
 discreta Casey, 1910a: 42 (*nec* Casey, 1893; *nec* Casey, 1910a: 79) [= *Atheta klagesi* Bernhauer, 1909] ... 66, 67, 68, 69  
 disjuncta Casey, 1910a [= *Atheta aemula* (Erichson, 1839)] ... 34, 37  
 dissensa Casey, 1910a [= *Atheta klagesi* Bernhauer, 1909] ... 66, 67, 68, 69  
*Dochmonota* Thomson, 1859 ... **91**  
*Drusilla* Leach in Samouelle, 1819 ... **111**  
 ducens Casey, 1910a [= *Atheta modesta* (Melsheimer, 1844)] ... 50, 51, 54  
*Dysleptusa* Pace, 1982 ... 115, 116  
*elegans* Blatchley, 1910 [*Leptusa* Kraatz, 1856] ... **117**, 118  
 elota Casey, 1910a [= *Atheta frosti* Bernhauer, 1909] ... 55, 56, 58, 60  
 Elytrusa Casey, 1906 [= *Atheta* Thomson, 1858] ... 29  
*Emmelostiba* Pace, 1982 ... **92**  
 erebea Casey, 1911a [= *Paradilacra densissima* (Bernhauer, 1909)] ... 24, 25, 26  
 Eustrigota Casey, 1911a [= *Acrotona* Thomson, 1859] ... 102, 103  
 evecta Casey, 1910a [= *Atheta annexa* Casey, 1910a] ... 70, 71  
 Exaleochara Keys, 1907 [= *Tinotus* Sharp, 1883] ... 10  
 fenisex Casey, 1911a [= *Atheta modesta* (Melsheimer, 1844)] ... 50, 51, 52, 54  
*fenyesi* Bernhauer, 1907 [*Atheta* Thomson, 1858] ... **46**, 47, 48, 49  
*festinans* Erichson, 1839 [*Atheta* Thomson, 1858] ... **72**, 73, 74, 75  
 fimbriatus Casey, 1911a [= *Tinotus trisectus* Casey, 1906] ... 11, 12  
 fontana Casey, 1911a [= *Leptusa elegans* Blatchley, 1910] ... 117, 118  
 fontis Casey, 1911a [= *Atheta pennsylvanica* Bernhauer, 1907] ... 78, 79, 80, 81  
 franklini Casey, 1911a [= *Atheta ventricosa* Bernhauer, 1907] ... 61, 62, 63, 64  
*frigida* J.Sahlberg, 1880 [*Boreostiba* Lohse in Lohse *et al.*, 1990] ... **84**, 85, 86  
*frosti* Bernhauer, 1909 [*Atheta* Thomson, 1858] ... **55**, 56, 57, 59, 60, 61  
*fuliginosa* Aubé, 1850 [*Leptusa* Kraatz, 1856] ... 116  
 funebris Thomson, 1856 [= *Dochmonota clancula* (Erichson, 1837)] ... 91  
*fungi* Gravenhorst, 1806 [*Mocyta* Mulsant & Rey, 1874a] ... 98, **99**, 100, 101  
 Fusalia Casey, 1911a [= *Thamiaraea* Thomson, 1858] ... 95  
 fusiformis Casey, 1893 [= *Mocyta fungi* (Gravenhorst, 1806)] ... 98, 99, 100  
*gagatina* Baudi, 1848 [*Atheta* Thomson, 1858] ... 61  
 glenorica Casey, 1910a [= *Paradilacra densissima* (Bernhauer, 1909)] ... 24, 25, 26  
 gnava Casey, 1910a [= *Strigota ambigua* (Erichson, 1839)] ... 107, 108, 109, 110, 111  
 gnoma Casey, 1910a [= *Atheta frosti* Bernhauer, 1909] ... 55, 56, 58, 60  
*graminicola* Gravenhorst, 1806 [*Atheta* Thomson, 1858] ... 29, **30**, 33  
*grandipennis* Casey, 1911a [*Oxypoda* Mannerheim, 1830] ... 15, **16**, 17  
 granulata Mannerheim, 1846 [= *Atheta graminicola* (Gravenhorst, 1806)] ... 29, 30, 33  
*hampshirensis* Bernhauer, 1909 [*Atheta* Thomson, 1858] ... **43**, 44, 45  
 hebescens Casey, 1910a [= *Atheta hampshirensis* Bernhauer, 1909] ... 43, 44, 45  
 hudsonica Lohse in Lohse *et al.*, 1990 [= *Atheta parvipennis* Bernhauer, 1907] ... 75  
*hyperbolica* Bernhauer, 1905 [*Paradilacra* Bernhauer, 1909] ... 27  
*imbricatus* Casey, 1893 [*Tinotus* Sharp, 1883] ... 14  
 immerita Casey, 1911a [= *Atheta fenyesi* Bernhauer, 1907] ... 46, 47, 48, 49  
 immigrans Easton, 1971 [= *Adota maritima* (Mannerheim, 1843)] ... 87, 88  
 immunita Erichson, 1840 [= *Aloconota gregaria* (Erichson, 1839)] ... 86  
 inceptor Casey, 1910a [= *Acrotona sonomana* (Casey, 1910a)] ... 103, 104, 106

- incredula Casey, 1911a [= *Atheta fenyesi* Bernhauer, 1907] ... 46, 47, 48, 49  
 inculta Casey, 1910a [= *Strigota ambigua* (Erichson, 1839)] ... 107, 108, 109  
 innocens Casey, 1910a [= *Atheta keeni* Casey, 1910a] ... 37, 39  
 inopia Casey, 1910a [= *Atheta dadopora* Thomson, 1867] ... 77, 78  
 insecta *sensu* Klimaszewski & Peck, 1986 (*nec* Thomson, 1856) [= *Aloconota sulcifrons* (Stephens, 1832)] ... 86, 87  
 insidiosa Casey, 1910a [= *Atheta frosti* Bernhauer, 1909] ... 55, 56, 58, 60  
 insolens Casey, 1910a [= *Liogluta nitens* (Mäklin *in* Mannerheim, 1852)] ... 93, 94, 95  
 insolida Casey, 1910a [= *Atheta hampshirensis* Bernhauer, 1909] ... 43, 44, 45  
 intacta Casey, 1911a [= *Atheta picipennis* (Mannerheim, 1843)] ... 40, 41  
 iowensis Casey, 1911a [= *Leptusa canonica* Casey, 1906] ... 114  
*Ischnoglossa* Kraatz, 1856 ... 11  
*islandica* Kraatz, 1857 [*Boreophilia* Benick, 1973] ... 81  
*keeni* Casey, 1910a [*Atheta* Thomson, 1858] ... 37, 38, 39  
*klagesi* Bernhauer, 1909 [*Atheta* Thomson, 1858] ... 58, 66, 67, 68, 69, 70, 71  
*lagunae* Lohse *in* Lohse *et al.*, 1990 [*Atheta* Thomson, 1858] ... 84  
*lamellifera* Lohse *in* Lohse *et al.*, 1990 [= *Boreostiba frigida* (J.Sahlberg, 1880)] ... 84, 85, 86  
*Lamiota* Casey, 1910a ... 39  
*lanei* Casey, 1910a [= *Atheta graminicola* (Gravenhorst, 1806)] ... 30, 33  
*lateralis* Notman, 1921 [= *Tinotus trisectus* Casey, 1906] ... 11  
*laticollis* Notman, 1921 [= *Leptusa brevicollis* Casey, 1893] ... 116, 117  
*laurentiana* Blatchley, 1910 [= *Aloconota sulcifrons* (Stephens, 1832)] ... 86, 87  
*laxella* Casey, 1910a [= *Acrotona sonomana* (Casey, 1910a)] ... 103, 104, 105, 106  
*Leptusa* Kraatz, 1856 ... 113, 115, 116, 118  
*leviceps* Casey, 1910a [= *Atheta hampshirensis* Bernhauer, 1909] ... 43, 44, 45  
*Liogluta* Thomson, 1858 ... 29, 39, 93  
*lira* Hoebeker, 1988 [= *Thamiaraea brittoni* (Casey, 1911a)] ... 95, 96, 97, 98  
*lividipennis auct. (nec* Mannerheim, 1830) [= *Oxyroda acuminata* (Stephens, 1832)] ... 17  
*lividula* Casey, 1910a [= *Mocyta fungi* (Gravenhorst, 1802)] ... 99, 100  
*logica* Casey, 1911a [= *Atheta modesta* (Melsheimer, 1844)] ... 50, 51, 52, 54  
*lymphatica* Casey, 1911a [*Atheta* Thomson, 1858] ... 71  
*Lypoglossa* Fenyès, 1918 ... 23  
*maeklini* Fenyès, 1920 [= *Atheta hampshirensis* Bernhauer, 1909] ... 43, 44  
*malaca* Casey, 1910a [= *Mocyta breviscula* (Mäklin *in* Mannerheim, 1852)] ... 101, 102  
*maritima* Mannerheim, 1843 [*Adota* Casey, 1910a] ... 87, 88  
*massettensis* Casey, 1910a [= *Adota maritima* (Mannerheim, 1843)] ... 87  
*mediocris* Casey, 1910a [= *Strigota ambigua* (Erichson, 1839)] ... 107, 108, 109  
*Megista* Mulsant & Rey, 1874a [= *Atheta* Thomson, 1858] ... 29  
*Megista* Mulsant & Rey, 1874b [= *Atheta* Thomson, 1858] ... 29  
*memnonia* Casey, 1911a [= *Paradilacra densissima* (Bernhauer, 1909)] ... 24, 25, 26, 27, 28  
*merica* Casey, 1910a [= *Atheta festinans* (Erichson, 1839)] ... 72, 73, 74  
*Meronera* Sharp, 1887 ... 118  
*Microdota* Mulsant & Rey, 1873 ... 81  
*microptera* Lohse *in* Lohse *et al.*, 1990 [*Emmelostiba* Pace, 1982] ... 92, 93  
*miscella* Casey, 1910a [= *Dalotia coriaria* (Kraatz, 1856)] ... 89, 90  
*Mocyta* Mulsant & Rey, 1874a ... 98, 99, 106  
*Mocyta* Mulsant & Rey, 1874b [= *Mocyta* Mulsant & Rey, 1874a] ... 98  
*modesta* Melsheimer, 1844 [*Atheta* Thomson, 1858] ... 50, 51, 53, 54, 55  
*modiella* Casey, 1911a [= *Atheta frosti* Bernhauer, 1909] ... 56, 57, 58, 59, 60  
*moesta* Mäklin *in* Mannerheim, 1852 (*nec* Zetterstedt, 1828) [= *Atheta hampshirensis* Bernhauer,

- 1909] ... 43, 44, 45
- mollicula Casey, 1910a [= *Atheta ventricosa* Bernhauer, 1907] ... 61, 62, 63, 64
- Moluciba Casey, 1911a [= *Oxypoda* Mannerheim, 1830] ... 15
- morbosa Casey, 1911a [= *Atheta picipennis* (Mannerheim, 1843)] ... 40, 41
- morion Gravenhorst, 1802 [*Tinotus* Sharp, 1883] ... 10, 14
- nacta Casey, 1911a [= *Atheta annexa* Casey, 1910a] ... 70, 71
- nata Casey, 1911a [= *Atheta frosti* Bernhauer, 1909] ... 56, 58, 60
- nebulosa Casey, 1911a [= *Leptusa canonica* Casey, 1906] ... 114
- neptis Casey, 1911a [= *Oxypoda amica* Casey, 1906] ... 18, 20
- nigritula Gravenhorst, 1802 [*Atheta* Thomson, 1858] ... 60, 61
- nigritula sensu Bernhauer, 1907 (nec Gravenhorst, 1802) [= *Atheta frosti* Bernhauer, 1909] ... 55
- nitens Mäklin in Mannerheim, 1852 [*Liogluta* Thomson, 1858] ... 93, 94, 95
- nomadica Casey, 1910a [= *Atheta graminicola* (Gravenhorst, 1806)] ... 30, 33
- nomensis Casey, 1910a [*Boreophilia* Benick, 1973] ... 81, 82
- notmani Moore & Legner, 1975 [= *Strigota ambigua* (Erichson, 1839)] ... 108, 109
- Noverota Casey, 1910a [= *Tomoglossa* Kraatz, 1856] ... 15, 69, 74, 88, 107
- nuptalis Casey, 1910a [= *Mocyta fungi* (Gravenhorst, 1802)] ... 99, 100
- nympha Casey, 1910a [= *Atheta klagesi* Bernhauer, 1909] ... 66, 67, 68, 69
- obscura Blatchley, 1910 [*Leptusa* Kraatz, 1856] ... 114, 115
- opaca Casey, 1893 [*Leptusa* Kraatz, 1856] ... 118, 119
- opinata Casey, 1911a [= *Atheta fenyessi* Bernhauer, 1907] ... 46, 47, 48, 49
- oppidana Casey, 1910a [= *Strigota ambigua* (Erichson, 1839)] ... 106, 107, 108, 109, 110, 111
- Oxypoda* Mannerheim, 1830 ... 15
- pallidicornis Thomson, 1856 (*Atheta* Thomson, 1858) ... 61
- pallidus Casey, 1911a [= *Tinotus trisectus* Casey, 1906] ... 11, 12
- palpator Casey, 1911a [= *Atheta annexa* Casey, 1910a] ... 70, 71
- Paradilacra* Bernhauer, 1909 ... 23, 24, 27, 28
- paralira Hoebeke, 1994 [= *Thamiaraea brittoni* (Casey, 1911a)] ... 96, 97, 98
- parvicornis Casey, 1911a [*Tinotus* Sharp, 1883] ... 14
- parvipennis Bernhauer, 1907 [*Atheta* Thomson, 1858] ... 75, 76
- pectorina Casey, 1910a [= *Dalotia coriaria* (Kraatz, 1856)] ... 88, 89, 90
- pellax Casey, 1910a [= *Atheta hampshirensis* Bernhauer, 1909] ... 43, 44, 45
- pennsylvanica Bernhauer, 1907 [*Atheta* Thomson, 1858] ... 78, 79, 80, 81
- perplexa Casey, 1910a [*Strigota* Casey, 1910a] ... 109
- persola Casey, 1910a [= *Paradilacra densissima* (Bernhauer, 1909)] ... 24, 25, 27, 28
- Philhygra* Mulsant & Rey, 1873 ... 106
- phrenetica Casey, 1910a [= *Atheta ventricosa* Bernhauer, 1907] ... 61, 62, 63, 64
- Phyconoma Easton, 1971 [= *Adota* Casey, 1910a] ... 87
- picipennis Gyllenhal, 1827 [*Haploglossa* Kraatz, 1856] ... 41
- picipennis Mannerheim, 1843 [*Atheta* Thomson, 1858] ... 40, 41, 42, 43
- picipennis Stephens, 1832 [= *Atheta amacula* (Stephens, 1832)] ... 41, 42
- placata Casey, 1910a [= *Strigota ambigua* (Erichson, 1839)] ... 107, 108, 109
- Placusa* Erichson, 1837 ... 119, 120
- plutonica Casey, 1910a [= *Boreophilia angusticornis* (Bernhauer, 1907)] ... 82, 83
- polita Melsheimer, 1844 [= *Atheta aemula* (Erichson, 1839)] ... 33, 34, 37
- postulans Casey, 1911a [= *Atheta ventricosa* Bernhauer, 1907] ... 61, 62, 63, 64
- profecta Casey, 1911a [= *Atheta keeni* Casey, 1910a] ... 37, 38, 39
- propitia Casey, 1911a [= *Atheta annexa* Casey, 1910a] ... 70, 71
- prospera Erichson, 1839 [*Devia* Blackwelder, 1952] ... 20, 21, 22, 23
- prudens Casey, 1910a [= *Mocyta breviscula* (Mäklin in Mannerheim, 1852)] ... 101, 102

- prudhoensis* Lohse in Lohse *et al.*, 1990 [*Atheta* Thomson, 1858] ... 39, 40
- Pseudota* Casey, 1910a [subjective synonym of *Delphota* Casey, 1910a; one of the two names will be selected as valid when the generic revision of Athetini is completed] ... 69
- Pseudousipalia* Lohse in Lohse *et al.*, 1990 [= *Emmelostiba* Pace, 1982] ... 92
- pulchella* Mannerheim, 1830 [*Leptusa* Kraatz, 1839] ... 113
- punctata* Blatchley, 1910 [= *Atheta festinans* (Erichson, 1839)] ... 72, 73, 74
- pupilla* Casey, 1911a [= *Acrotona sonomana* (Casey, 1910a)] ... 103, 104, 105, 106
- puricula* Casey, 1911a [= *Atheta frosti* Bernhauer, 1909] ... 56, 58, 60
- pusio* Casey, 1906 [*Leptusa* Kraatz, 1856] ... 115, 116
- querula* Casey, 1910a [= *Atheta fenyesi* Bernhauer, 1907] ... 46, 47, 48, 49
- recta* Casey, 1911a [= *Strigota ambigua* (Erichson, 1839)] ... 107, 108, 109
- renoica* Casey, 1910a [= *Mocyta breviscula* (Mäklin in Mannerheim, 1852)] ... 101, 102
- repentina* Casey, 1910a [= *Acrotona sonomana* (Casey, 1910a)] ... 103, 104, 105, 106
- repexa* Casey, 1911a [= *Atheta brumalis* Casey, 1910a] ... 46
- replicans* Casey, 1910a [= *Atheta aemula* (Erichson, 1839)] ... 34, 35, 37
- resectus* Casey, 1911a [= *Tinotus acerbus* (Casey, 1911a)] ... 10, 11, 12, 13, 14
- resima* Casey, 1910a [= *Atheta fenyesi* Bernhauer, 1907] ... 46, 47, 49
- resplendens* Casey, 1910a [= *Liogluta nitens* (Mäklin in Mannerheim, 1852)] ... 93, 94, 95
- retrusa* Casey, 1910a [= *Atheta hampshirensis* Bernhauer, 1909] ... 43, 44, 45
- revoluta* Casey, 1910a [= *Dochmonota rudiventris* (Eppelsheim, 1886)] ... 91, 92
- rhodeana* Casey, 1910a [= *Atheta modesta* (Melsheimer, 1844)] ... 50, 51, 54
- rudiventris* Eppelsheim, 1886 [*Dochmonota* Thomson, 1859] ... 91, 92
- rugulosa* Heer, 1839 [*Philhygra* Mulsant & Rey, 1873] ... 40
- Sableta* Casey, 1910a ... 95, 98
- schaefferi* Notman, 1920 [= *Oxypoda amica* Casey, 1906] ... 18, 20
- schematica* Casey, 1910a [= *Atheta dadopora* Thomson, 1867] ... 77, 78
- seclusa* Casey, 1911a [= *Acrotona sonomana* (Casey, 1910a)] ... 102, 103, 104, 106
- sectator* Casey, 1910a [= *Atheta hampshirensis* Bernhauer, 1909] ... 43, 44, 45
- seducens* Casey, 1910a [*Strigota* Casey, 1910a] ... 109
- semitens* Casey, 1893 [= *Leptusa opaca* Casey, 1893] ... 118, 119
- severa* Casey, 1910a [= *Mocyta breviscula* (Mäklin in Mannerheim, 1852)] ... 101, 102
- shastanica* Casey, 1910a [= *Mocyta breviscula* (Mäklin in Mannerheim, 1852)] ... 101, 102
- sibirica* Mäklin, 1880 [*Boreostiba* Lohse in Lohse *et al.*, 1990] ... 84, 85, 86
- sinistra* Casey, 1911a [= *Paradilacra densissima* (Bernhauer, 1909)] ... 24, 25, 26
- smetanai* Lohse in Lohse *et al.*, 1990 [*Atheta* Thomson, 1858] ... 84
- smetanaiella* Pace, 1989 [*Leptusa* Kraatz, 1856] ... 115
- socialis* Erichson, 1839, var. c [= *Atheta nigrifula* (Gravenhorst, 1802)] ... 60, 61
- socors* Casey, 1911a [= *Atheta fenyesi* Bernhauer, 1907] ... 46, 47, 49
- sodalis* Erichson, 1837 [*Atheta* Thomson, 1858] ... 64, 65, 66
- sodalis sensu* Bernhauer, 1907 (*nec* Erichson, 1837) [= *Atheta ventricosa* Bernhauer, 1907] ... 61
- sollemnis* Casey, 1910a [= *Oxypoda amica* Casey, 1906] ... 15, 18, 20
- sonomana* Casey, 1910a [*Acrotona* Thomson, 1859] ... 103, 104, 105, 106
- spadix* Casey, 1910a [= *Atheta aemula* (Erichson, 1839)] ... 34, 35, 37
- spectabilis* Märkel, 1845 [*Oxypoda* Mannerheim, 1830] ... 15
- spuriella* Casey, 1910a [*Stethusa* Casey, 1910a] ... 51
- stilla* Casey, 1910a [= *Atheta dadopora* Thomson, 1867] ... 77, 78
- Strigota* Casey, 1910a ... 27, 102, 103, 106, 107, 109
- subaequa* Casey, 1911a [= *Paradilacra densissima* (Bernhauer, 1909)] ... 24, 25, 26
- subplana* J.Sahlberg, 1880 [*Boreophilia* Benick, 1973] ... 84
- sulcifrons* Stephens, 1832 [*Aloconota* Thomson, 1858] ... 86, 87

- sumpta Casey, 1911a [= *Atheta concessa* Casey, 1911a] ... 72
- symbolica Casey, 1911a [= *Paradilacra densissima* (Bernhauer, 1909)] ... 24, 25, 26
- Synaptina Casey, 1910a [= *Atheta* Thomson, 1858] ... 74, 75
- temperans Casey, 1910a [= *Atheta modesta* (Melsheimer, 1844)] ... 50, 51, 52, 54
- Tetropla* Mulsant & Rey, 1874a ... 61
- Thamiaraea* Thomson, 1858 ... 95, 98
- Thiasophila* Kraatz, 1856 ... 11
- Tinotus* Sharp, 1883 ... 10, 11, 13, 14
- tradita Casey, 1911a [= *Atheta modesta* (Melsheimer, 1844)] ... 50, 51, 52, 54
- tricolor Casey, 1906 (*nec* Scriba, 1870) [= *Leptusa canonica* Casey, 1906] ... 114
- trisectus* Casey, 1906 [*Tinotus* Sharp, 1883] ... 11, 12
- uintana Casey, 1910a [= *Paradilacra densissima* (Bernhauer, 1909)] ... 24, 25
- umbonata Erichson, 1839 [= *Liogluta longiuscula* (Gravenhorst, 1802)] ... 93
- vacillans Casey, 1911a [= *Atheta frosti* Bernhauer, 1909] ... 56, 58, 60
- vaciva Casey, 1910a [= *Dochmonota rudiventris* (Eppelsheim, 1886)] ... 91, 92
- vaga Casey, 1911a [*Placusa* Erichson, 1837] ... 119, 120
- vana Casey, 1911a [= *Atheta hampshirensis* Bernhauer, 1909] ... 43, 44, 45
- vapida Casey, 1910a [= *Strigota ambigua* (Erichson, 1839)] ... 107, 108, 109
- vasta Mäklin *in* Mannerheim, 1853 [*Liogluta* Thomson, 1858] ... 39
- vasta *sensu* Klimaszewski & Winchester, 2002 (*nec* Mäklin, 1853; *nec* Lohse & Smetana, 1985) [= *Atheta keeni* Casey, 1910a] ... 37, 38, 39
- ventricosa Bernhauer, 1907 [*Atheta* Thomson, 1858] ... 61, 62, 63, 64, 65, 66
- verecunda Casey, 1910a [= *Strigota ambigua* (Erichson, 1839)] ... 107, 108, 109
- vetula Casey, 1911a [= *Oxypoda amica* Casey, 1906] ... 18, 20
- vierecki Casey, 1911a [= *Atheta modesta* (Melsheimer, 1844)] ... 50, 51, 52, 54, 55
- vigilans Casey, 1910a [= *Atheta fenyesei* Bernhauer, 1907] ... 46, 47, 48, 49
- villica Casey, 1911a [= *Atheta klagesi* Bernhauer, 1909] ... 66, 67, 68, 69
- virginica Bernhauer, 1907 [= *Atheta modesta* (Melsheimer, 1844)] ... 50, 51, 53, 54
- virginica Casey, 1911a [= *Leptusa elegans* Blatchley, 1910] ... 117, 118
- vulgatula Casey, 1911a [= *Paradilacra densissima* (Bernhauer, 1909)] ... 24, 25, 26
- willametta Casey, 1910a [= *Paradilacra densissima* (Bernhauer, 1909)] ... 24, 25
- wrangelica Casey, 1911a [= *Atheta picipennis* (Mannerheim, 1843)] ... 40, 41