



***Pseudoleptonema tansoongnorni* new species (Hydropsychidae: Trichoptera) with species list of Trichoptera from Li Phi Falls, Mekong River, southern Laos**

PONGSAK LAUDEE^{1,3} & HANS MALICKY²

¹Department of Fishery and Costal Resources, Faculty of Science and Industrial Technology, Prince of Songkla University, Surat Thani Campus, Muang District, Surat Thani Province, Thailand 84100. E-mail: pongsak.l@psu.ac.th

²Sonnengasse 13, A-3293 Lunz am See, Austria

³Corresponding author

Abstract

A new species named *Pseudoleptonema tansoongnorni* n. sp. is presented along with a list of Trichoptera from Li Phi falls, Mekong River, southern Laos. *Pseudoleptonema tansoongnorni* n. sp. is described and figured based on adult males and females. It is distinguished from the others by its forewing pattern and color, which is yellowish brown.

Key words: Oriental Region, Southeast Asia, caddisfly, Macronematinae

Introduction

The genus *Pseudoleptonema* Mosely 1933 is a small genus in the subfamily Macronematinae (Hydropsychidae). Fourteen species of *Pseudoleptonema* have been reported, with 5 of these species recently transferred from *Trichomacronema* to *Pseudoleptonema* (Oláh 2013) (Table 1). In Laos, only one species of the genus *Pseudoleptonema* is known, *P. quinquefasciatum* Martynov 1935. Hoang *et al.* (2005) redescribed males and described females of *P. quinquefasciatum* and *P. supalak*. The larvae and pupae of *P. quinquefasciatum* and *P. supalak* were described by Prommi *et al.* 2006.

The Mekong River is an international river meandering from Tibet through southwestern China, Myanmar, Laos, Thailand, Cambodia, and Vietnam, eventually entering the South China Sea. Before the Mekong River crosses the border from Laos into Cambodia, many islands occur in the river. Between the 2 islands Don Sanlat and Donkhon, the Mekong River drops more than 30 meters, the resulting falls are called Li Phi (Somphamit). The biodiversity of aquatic insects in the river is very high. However, studies of Trichoptera in the river are limited (Mekong River Commission 2010). This report covers part of a Trichoptera biodiversity survey along the Mekong River in the Lower Mekong basin.

Materials and methods

The caddisfly specimens were collected by a UV pan light trap (12-V, 10-W) near the river overnight at Li Phi (Somphamit) Falls. The Trichoptera specimens were preserved in 70% ethanol and manually sorted afterwards. Male genitalia for all species and female genitalia of the new species were cut and macerated by heating in 10% KOH at 60°C for 30–60 minutes. Except for the new species, only male insects were identified in this study. The identified specimens of species, other than those described here as new, are deposited in the Department of Fishery and Coastal Resources, Faculty of Science and Industrial Technology, Prince of Songkla University, Surat Thani campus.

For new species, the male and female genitalia and right forewings were drawn by compound microscopy with a drawing tube, first with pencil and then with ink. The holotypes and paratypes are stored in 70% ethanol and are

deposited at Princess Maha Chakri Sirindhorn Natural History Museum (PSUNHM), Prince of Songkla University, Hat Yai Campus, Hat Yai District, Songkhla Province, Thailand. Some paratypes are deposited in the collection of Hans Malicky (CHM), Pongsak Laudee (CPL), and the Clemson University Arthropod Collection (CUAC).

TABLE 1. World species of genus *Pseudoleptonema* (Hydropsychidae: Macronematinae) and their national distributions. Besides the records from original descriptions of these species, records from Laos (Malicky 2010a), Myanmar (Wityi *et al.* 2015), Thailand (Bunlue *et al.* 2012; Malicky 2010a; Nuntakwang *et al.* 2007), and Vietnam (Hoang *et al.* 2005, 2006; Malicky 2010a) are included.

Taxa	Countries
<i>P. ceylanicum</i> Hagen 1858	Sri Lanka
<i>P. ciliatum</i> (Ulmer 1926)	China (Guangdong)
<i>P. egena</i> Oláh 2013	Vietnam
<i>P. elegans</i> (Ulmer 1926)	China (Guangdong)
<i>P. erawan</i> Malicky & Chantaramongkol 2001 in Malicky <i>et al.</i> 2001	Thailand
<i>P. godapitigama</i> Schmid 1958	Sri Lanka
<i>P. kalukandama</i> Schmid 1958	Sri Lanka
<i>P. maganos</i> Oláh 2013	Vietnam
<i>P. paniae</i> (Malicky & Chantaramongkol 1991)	Thailand, Myanmar
<i>P. quinquefasciatum</i> Martynov 1935	India, Laos, Myanmar, Nepal, Thailand, Vietnam
<i>P. shanorum</i> (Schmid 1964)	India
<i>P. sinuatum</i> Ulmer 1906	Borneo
<i>P. supalak</i> Malicky & Chantaramongkol 1998 (in Malicky 1998)	Thailand, Vietnam
<i>P. tamdao</i> (Malicky 1998)	Thailand, Vietnam

Taxonomy

Pseudoleptonema tansungnorni n. sp.

(Figs. 1–8, 11–12)

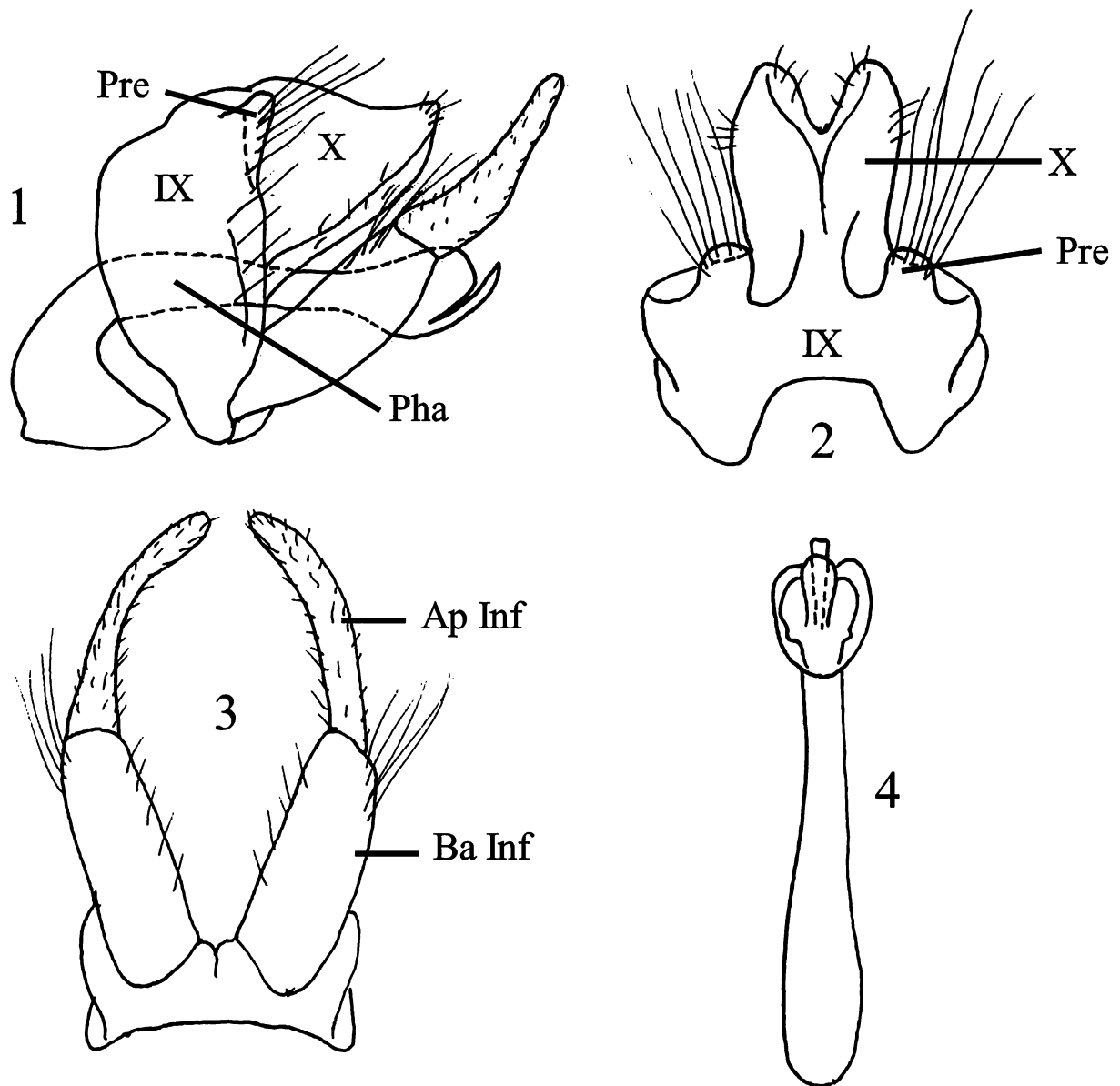
Type material. Holotype male (PSUNHM). **Laos:** Muang Khong Village, Don Klon Island, Li Phi Falls, Mekong River, 13°57'27"N, 105°55'27"E, 77 m a.s.l., 16 April 2016, leg. Pongsak Laudee.

Paratypes: Same data as holotype, 54 males and 39 females: 4 males and 4 females (CHM), 20 males and 20 females (CPL), 10 males and 10 females (PSUNHM), and 20 males and 5 females (CUAC).

Etymology. Named for Asst. Prof. Jaroon Tansoongnorn, Dean of the Faculty of Liberal Arts and Management (during 2010–2012), Prince of Songkla University, Surat Thani Campus.

Description. Length of each male forewing 8–9 mm ($n = 5$); length of each female forewing 6–6.5 mm ($n = 5$); specimens in alcohol with head, thorax, and abdomen yellowish; wings yellowish brown with dark brown markings.

Male genitalia (Figs. 1–4). In lateral view (Fig 1), segment IX (IX) vertically elliptical, longitudinally short dorsally and ventrally and long laterally, anterior margin convex, posterior margin nearly straight; preanal appendages (Pre) small, triangular with long setae; segment X triangular with small setae apically, ridge and small setae apicoventrally. Inferior appendages about 1.5 times as long as segment X, divided into 2 parts equally long, basal part (Ba Inf) thicker than apical part (Ap Inf); phallus axe-like, vertically enlarged basally, slender in middle, bulging apically with pointed spine apicoventrally. In dorsal view (Fig 2), preanal appendages squat, subrectangular, with long setae apically; segment X subrectangular with V-shape incision apically for 1/3 of its length, diverging branches rounded apically. In ventral view (Fig. 3), basal segments of inferior appendages cylindrical with long setae laterally, apical segments thinner than basal segments, curved inward and with numerous short setae; phallus clavate, bulky apically.



FIGURES 1–4. Male genitalia of *Pseudoleptonema tansoongneri* n. sp. 1, left lateral; 2, dorsal; 3, ventral; 4, phallus, ventral. Ap Inf = apical segment of an inferior appendage (paired), Ba Inf = basal segment of an inferior appendage (paired), IX = abdominal segment IX, Pha = phallus, Pre = preanal appendage (paired), X = abdominal segment X.

Male forewings yellowish brown, with 4 transparent bands crossing or nearly crossing wing from anterior to posterior, subapically with fist-like transparent area surrounded by dark brown area, this dark color extending basad in median vein (Figs. 5, 11).

Female genitalia (Figs. 6–7). In lateral view (Fig. 6), segment X yellowish with row of long setae marginally. Segment XI with 2 dorsal and 1 ventral papillae widely separated, small setae marginally. In ventral view (Fig. 7), segment X oval with long and short setae marginally. Ventral plates with numerous long setae anterior marginally, connected at its base.

Female forewings yellowish brown with transparency band and small dark brown area (Figs. 8, 12).

Diagnostic. The male and female genitalia of *P. tansoongneri* n. sp. appear very similar to those of *P. quinquefasciatum*. However, these species can be very easily distinguished by the following characteristics: 1) the body of *P. quinquefasciatum* is black, but the body of *P. tansoongneri* n. sp. is yellowish brown; 2) the forewing color and wing pattern of *P. quinquefasciatum* is black with white bands, but the male and female forewings of *P.*

tansoongneri n. sp. are yellowish brown and black with a pattern similar to that of *P. quinquefasciatum* but with a large transparent region subapically not seen in *P. quinquefasciatum*. Photographs of male and female forewings of *Pseudoleptonema quinquefasciatum*, *P. tansoongneri*, and *P. supalak* are provided for comparison (Figs. 9–14).

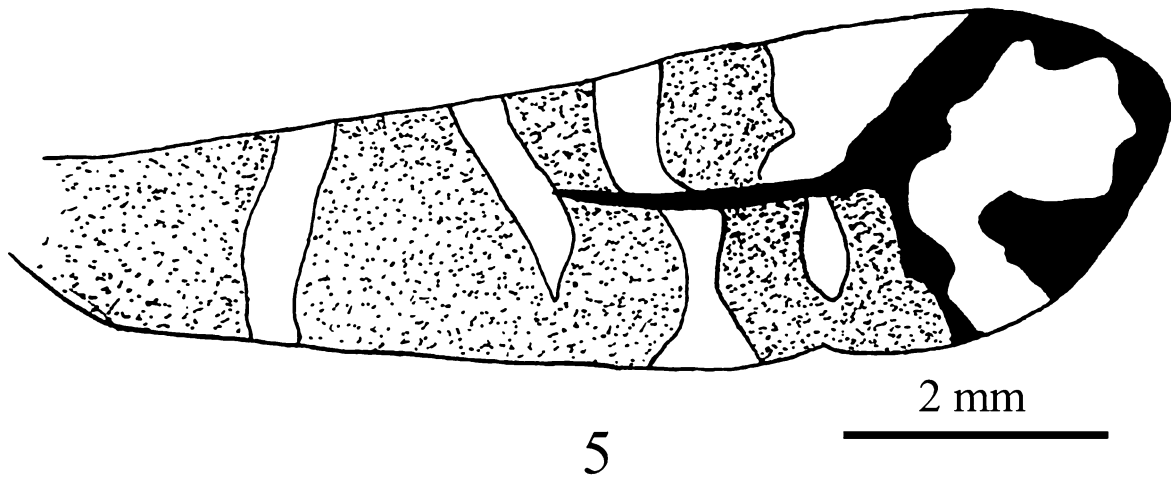
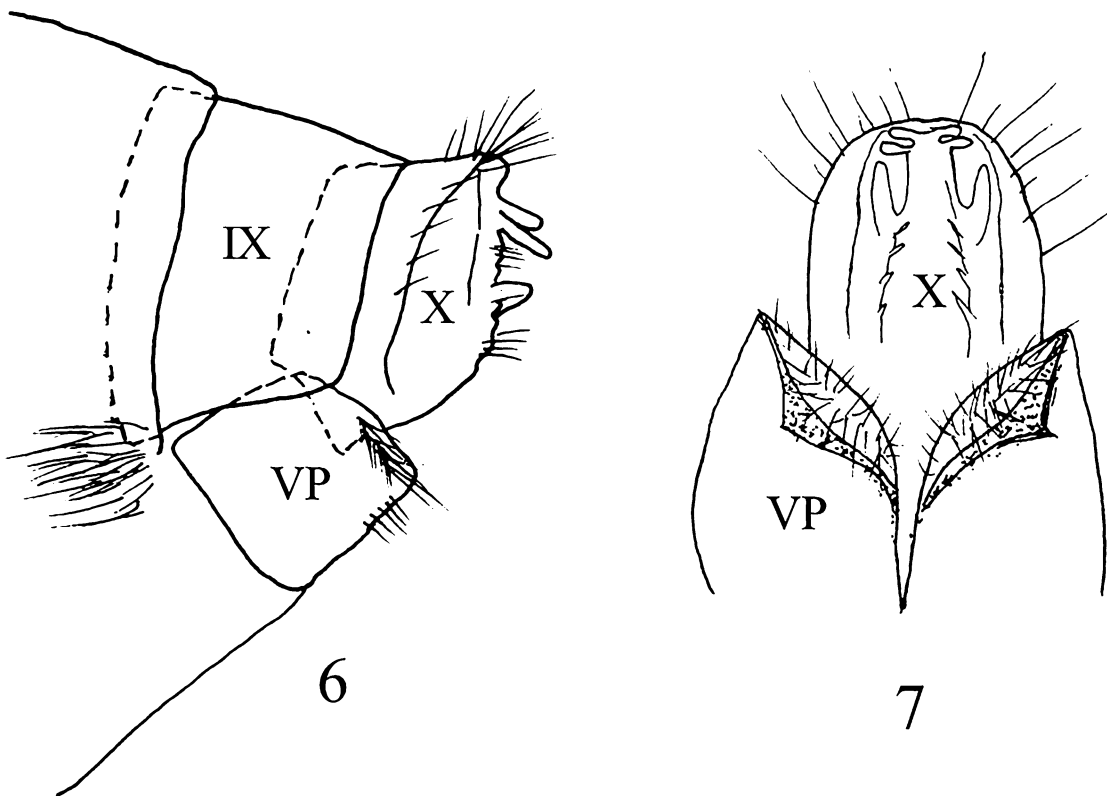


FIGURE 5. Male right forewing of *Pseudoleptonema tansoongneri* n. sp., dorsal.



FIGURES 6–7. Female genitalia of *Pseudoleptonema tansoongneri* n. sp. 6, left lateral; 7, ventral. IX = abdominal segment IX, VP = ventral plate (paired), X = abdominal segment X.

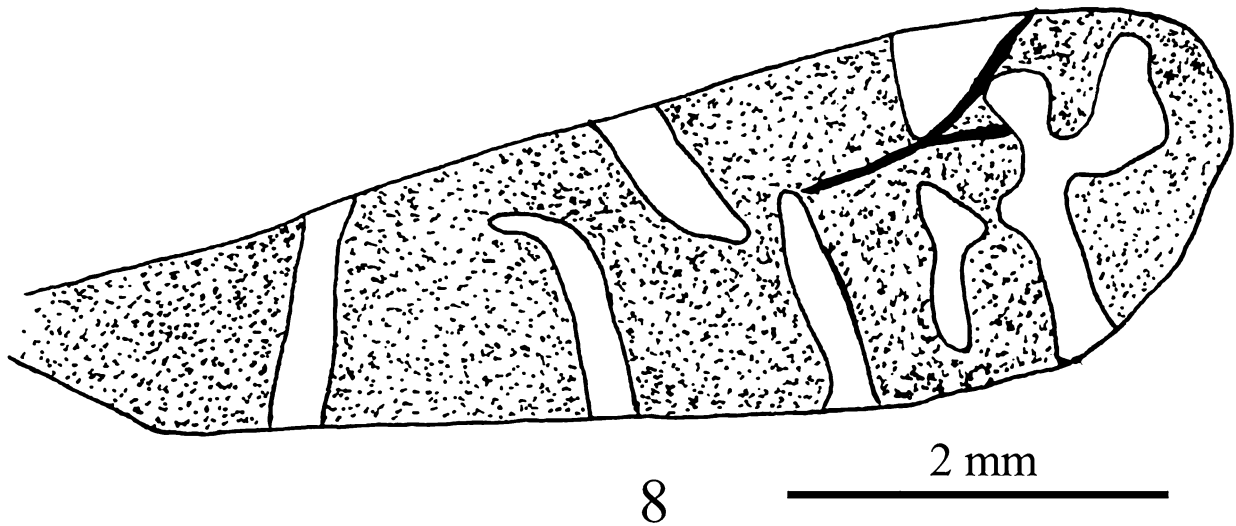


FIGURE 8. Female right forewing of *Pseudoleptonema tansoongnorni* n. sp., dorsal.

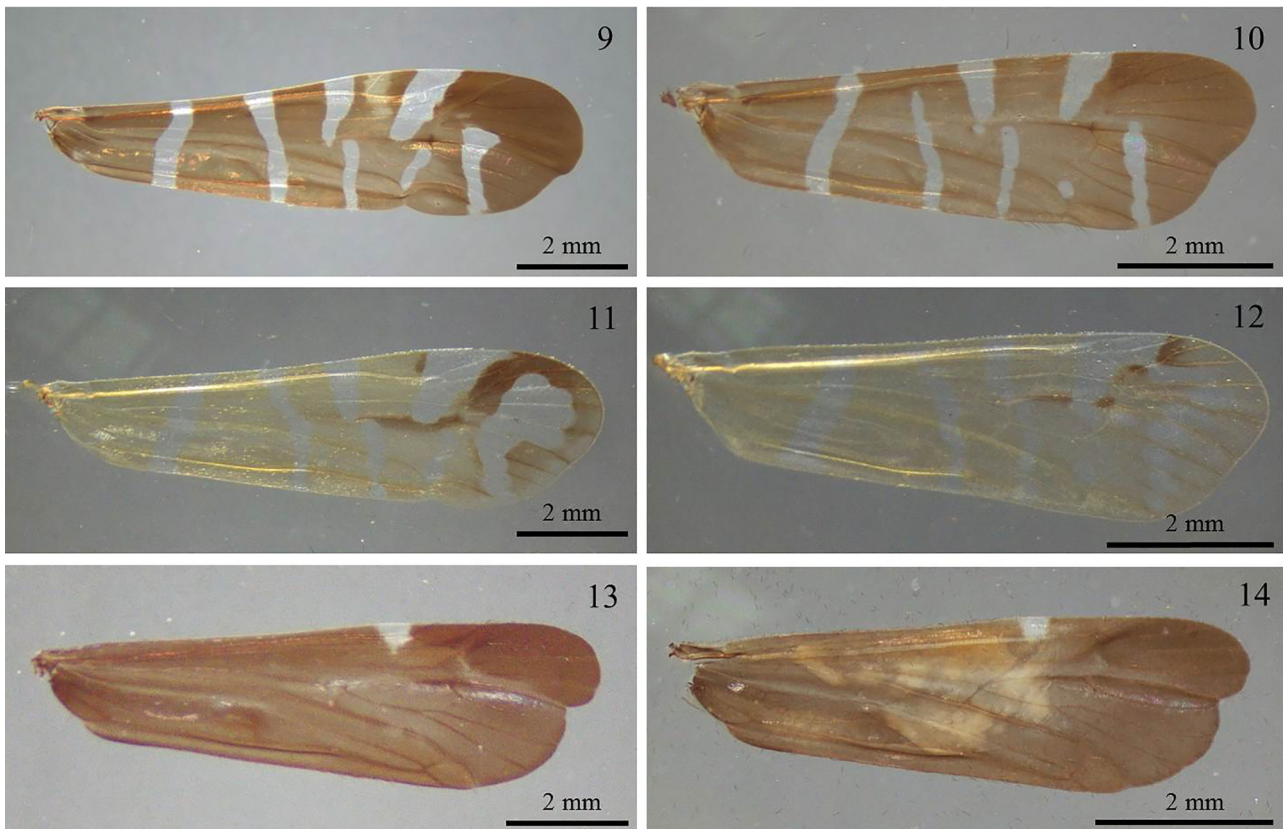


FIGURE 9–14. Right forewing of *Pseudoleptonema* spp. 9, male right forewing of *P. quinquefasciatum*. 10, female right forewing of *P. quinquefasciatum*. 11, male right forewing of *P. tansoongnorni*. 12, female right forewing of *P. tansoongnorni*. 13, male right forewing of *P. supalak*. 14, female right forewing of *P. supalak*.

Faunistic data of Trichoptera from Li Phi Falls, Mekong River, Southern Laos

At Li Phi Falls the whole Mekong River drops more than 30 meters. The Trichoptera species at these falls are remarkable. At least 20 species in 6 families of Trichoptera were identified (Table 2). The occurrence of

Trichoptera species in the falls was discussed by authors such as Laudee *et al.* (1999), Malicky (2010a); Bunlue *et al.* (2012), and Laudee and Malicky (2014). *Chimarra Chiangmaiensis* Chantaramongkol & Malicky 1989, *Pseudoneureclipsis ramosa* Ulmer 1913, *Psychomyia thienemanni* Ulmer 1951, *Cheumatopsyche lucida* Ulmer 1907, *Macrostemum indistinctum* Banks 1911, and *Oestropsyche vitrina* Hagen 1859 are wide-spread in Southeast Asia and also are found in the falls. Trichoptera which are found in the higher elevations of Thailand, Laos, Cambodia, and Vietnam were also observed at the falls, including *Paduniella wangtakraiensis* Malicky & Chantaramongkol 1993, *Ecnomus alkaios* Malicky & Chantaramongkol 1997a, *E. alkmene*, *E. dikla* Malicky 2009, *Cheumatopsyche caieta* Malicky & Chantaramongkol 1997b, *Hydropsyche augeias* Malicky & Chantaramongkol 2000, *Adicella iole* Malicky & Chantaramongkol 2002 in Malicky *et al.* 2002, *Ceraclea helena* Malicky & Laudee 2002 in Malicky *et al.* 2002, *C. hersilia* Malicky & Changethong 2002 in Malicky *et al.* 2002, and *Triaenodes narkissos* Malicky 2005b. In addition, *Potamyia jinhongensis* Li & Tian 1996 in Tian *et al.* 1996, which was described from China (Yunnan), was found at the falls and recorded for the first time south of China. According to previously recorded distributions, ten described species captured in this study were previously unknown for Laos, namely *P. ramosa*, *Pseudoneureclipsis kaineus*, *P. wangtakraiensis*, *P. thienemanni*, *E. alkaios*, *E. alkmene*, *E. dikla*, *Hydropsyche augeias*, *P. jinhongensis*, *A. iole*, and *T. narkissos* (Table 2).

TABLE 2. Trichoptera species collected on 16 April 2016 at Li Phi Falls, Mekong River, Don Klon, Muang Klong, Laos; their previously reported distributions by countries (islands or provinces); and bibliographic references for those previously reported distributions. * = new species record for Laos.

FAMILIES and species	Countries (Islands/Provinces)	References for distributions
PHILOPOTAMIDAE		
<i>Chimarra Chiangmaiensis</i> Chantaramongkol & Malicky 1989	Cambodia, Indonesia (Bali), Laos, Malaysia (Peninsular), Thailand, Vietnam	Malicky 2010a, 2014; Laudee & Prommi 2011; Bunlue <i>et al.</i> 2012; Prommi & Thamsenanupap 2012; Malicky <i>et al.</i> 2014
PSEUDONEURECLIPSIDAE		
* <i>Pseudoneureclipsis ramosa</i> Ulmer 1913	Afghanistan, Cambodia, India, Indonesia (Bali, Java, Lombok, Sumatra), Malaysia (Peninsular), Myanmar, Nepal, Thailand, Vietnam	Malicky 2006, 2007, 2009, 2010a, 2014; Armitage & Arefina-Armitage 2009; Bunlue <i>et al.</i> 2012; Malicky <i>et al.</i> 2014, 2016
* <i>Pseudoneureclipsis kaineus</i> Malicky & Bunlue 2004 in Malicky <i>et al.</i> 2004	Thailand	Malicky <i>et al.</i> 2004
PSYCHOMYIIDAE		
* <i>Paduniella wangtakraiensis</i> Malicky & Chantaramongkol 1993	Thailand, Vietnam	Malicky 2010a; Bunlue <i>et al.</i> 2012
* <i>Psychomyia thienemanni</i> Ulmer 1951	Cambodia, Indonesia (Java, Sumatra), Malaysia (Peninsular), Thailand, Vietnam	Malicky 2007, 2010a, 2014; Laudee & Prommi 2011; Malicky <i>et al.</i> 2014
ECNOMIDAE		
* <i>Ecnomus alkaios</i> Malicky & Chantaramongkol 1997a	Cambodia, Thailand	Malicky 2010a, 2014
* <i>Ecnomus alkmene</i> Malicky & Chantaramongkol 1997a	Thailand	Malicky 2010a
* <i>Ecnomus dikla</i> Malicky 2009	Vietnam	Malicky 2010a
HYDROPSYCHIDAE		
<i>Cheumatopsyche lucida</i> Ulmer 1907	Borneo, India (Nicobar Islands), Indonesia (Bali, Java, Sumatra), Laos, Philippines (Tawi Tawi, Romblon: Sibuyan), Thailand, Vietnam	Malicky 2007, 2010a, 2010b, 2014; Thapanya <i>et al.</i> 2013; Malicky <i>et al.</i> 2014, 2016; Laudee & Prommi 2016; Prommi <i>et al.</i> 2016
<i>Cheumatopsyche caieta</i> Malicky & Chantaramongkol 1997b	Laos, Thailand, Vietnam	Oláh & Johanson 2008; Malicky 2010a; Bunlue <i>et al.</i> 2012; Prommi <i>et al.</i> 2016

.....continued on the next page

TABLE 2. (Continued)

FAMILIES and species	Countries (Islands/Provinces)	References for distributions
* <i>Hydropsyche augeias</i> Malicky & Chantaramongkol 2000	Thailand	Malicky 2010a; Prommi <i>et al.</i> 2016
<i>Macrostemum indistinctum</i> Banks 1911	Cambodia, China, India, Indonesia (Sumatra), Laos, Malaysia (Peninsular), Sri Lanka, Thailand, Vietnam	Flint 2003; Hoang <i>et al.</i> 2005; Nuntakwang <i>et al.</i> 2007; Malicky 2007, 2010a, 2014; Prommi & Thamsenanupap 2012; Oláh 2013; Yang <i>et al.</i> 2016
<i>Oestropsyche vitrina</i> Hagen 1859	Borneo, China (Guangdong, Guangxi, Guizhou, Zhejiang), Indonesia (Bali, Java, Sumatra), Laos, Malaysia (Peninsular), Philippines (Mindanao), Thailand	Mey 1998; Yang <i>et al.</i> 2005, 2016; Nuntakwang <i>et al.</i> 2007; Malicky 2007, 2010a; Malicky <i>et al.</i> 2011, 2014
* <i>Pseudoleptonema tansoonerni</i> n. sp.		this study
* <i>Potamyia jinhongensis</i> Li & Tian 1996 in Tian <i>et al.</i> 1996	China (Yunnan)	Yang <i>et al.</i> 2005, 2016
LEPTOCERIDAE		
* <i>Adicella iole</i> Malicky & Chantaramongkol 2002 in Malicky <i>et al.</i> 2002	Thailand	Prommi & Chantaramongkol 2005; Malicky 2010a
<i>Ceraclea helena</i> Malicky & Laudee 2002 in Malicky <i>et al.</i> 2002	Laos, Thailand, Vietnam	Armitage <i>et al.</i> 2005; Nuntakwang <i>et al.</i> 2007; Malicky 2010a
<i>Ceraclea hersilia</i> Malicky & Changethong 2002 in Malicky <i>et al.</i> 2002	Laos, Thailand	Nuntakwang <i>et al.</i> 2007; Malicky 2010a; Laudee & Prommi 2011
<i>Oecetis empusa</i> Malicky & Chaibu 2000 in Malicky <i>et al.</i> 2000	Cambodia, Laos, Thailand, Vietnam	Malicky 2005a, 2010a, 2014; Nuntakwang <i>et al.</i> 2007; Laudee & Prommi 2011; Thapanya <i>et al.</i> 2013
* <i>Triaenodes narkissos</i> Malicky 2005b	Thailand	Malicky 2010a; Prommi & Thamsenanupap 2012

Acknowledgements

This work was supported by Prince of Songkla University, Surat Thani Campus. We would like to thank Assoc. Prof. Dr. Seppo Karrila for English corrections and Prof. Dr. John C. Morse for the guidance to prepare the manuscript.

References

- Armitage, B.J. & Arefina-Armitage, T.I. (2009) New country records of caddisflies (Insecta: Trichoptera) from Vietnam. *Insecta Mundi*, 68, 1–5.
- Armitage, B.J., Mey, W., Arefina, T.I. & Scheffer, P.W. (2005) The caddisfly fauna (Insecta: Trichoptera) of Vietnam. In: Tanida, K. & Rossiter, A. (Eds.), *Proceedings of the 11th International Symposium on Trichoptera*. Tokai University Press, Hadano-shi, Kanagawa, pp. 25–37.
- Banks, N. (1911) Notes on Indian neuropteroid insects. *Proceedings of the Entomological Society of Washington*, 13, 99–106, pl. VI.
- Bunlue, P., Chantaramongkol, P. & Thapanya, D. (2012) The biodiversity of Trichoptera assemblage in Doi Suthep-Pui and Doi Inthanon National Parks, Chiang Mai, Thailand. *Braueria*, 39, 7–21.
- Chantaramongkol, P. & Malicky, H. (1989) Some *Chimarra* (Trichoptera: Philopotamidae) from Thailand (Studies on caddisflies from Thailand, No. 2*). *Aquatic Insects*, 11 (4), 223–240. <https://doi.org/10.1080/01650428909361376>
- Flint, O.S. Jr. (2003) The genus *Macrostemum* Kolenati (Trichoptera: Hydropsychidae) in Sri Lanka. *Proceedings of the Entomological Society of Washington*, 105 (4), 816–831.

- Hagen, H.A. (1858) Synopsis der Neuroptera Ceylons. *Verhandlungen der Kaiserlich-Königlichen Zoologischen-Botanischen Gesellschaft in Wien*, 8, 471–488. [in German]
- Hagen, H.A. (1859) Synopsis der Neuroptera Ceylons (Pars II.). *Verhandlungen der Kaiserlich-Königlichen Zoologischen-Botanischen Gesellschaft in Wien*, 9, 199–212. [in German]
- Hoang, D.H., Tanida, K. & Bae, Y.J. (2005) Records of the Vietnamese Macronematinae (Hydropsychidae, Trichoptera) with description of a new species. In: Tanida, K. & Rossiter, A. (Eds.), *Proceedings of the 11th International Symposium on Trichoptera*. Tokai University Press, Hadano-shi, Kanagawa, pp. 161–174.
- Hoang, D.H. & Bae, Y.J. (2006) A faunistic study of Vietnamese caddisflies (Trichoptera). *Biology of Inland Waters*, 1 (Supplement), 9–17.
- Hoang, D.H., Tanida, K. & Bae, Y.J. (2005) Records of the Vietnamese Macronematinae (Hydropsychidae, Trichoptera) with description of a new species. In: Tanida, K. & Rossiter, A. (Eds.), *Proceedings of the 11th International Symposium on Trichoptera*. Tokai University Press, Hadano-shi, Kanagawa, pp. 161–174.
- Laudee, P. & Malicky, H. (2014) Trichoptera fauna from Nakhon Si Thammarat Range (southern Thailand), with the description of a new species of *Rhyacophila* Pictet, 1834 (Trichoptera: Rhyacophilidae). *Aquatic Insects*, 36 (3–4), 161–169.
<https://doi.org/10.1080/01650424.2015.1064965>
- Laudee, P. & Prommi, T.-O. (2011) Biodiversity and distribution of Trichoptera species along the Tapee River, Surat Thani Province, southern Thailand. In: Majecka, K., Majecki, J. & Morse, J.C. (Eds.), *Proceedings of the 13th International Symposium on Trichoptera. Zoosymposia*, 5, pp. 279–287.
- Laudee, P. & Prommi, T.-O. (2016) Description of the larva of *Cheumatopsyche lucida* (Ulmer 1907) (Trichoptera: Hydropsychidae). In: Vshivkova, T.S. & Morse, J.C. (Eds.), *Proceedings of the 14th International Symposium on Trichoptera. Zoosymposia*, 10, 272–277.
- Laudee, P., Thani, I. & Chantaramongkol, P. (1999) Diel flight activity of caddisflies (Insecta: Trichoptera) in northern Thailand. *Journal of Songkla Science and Technology*, 21 (3), 293–299.
- Malicky, H. (1998) Ein Beitrag zur Kenntnis asiatischer Macronematini (Trichoptera, Hydropsychidae) (Zugleich 24. Arbeit über thailändische Köcherfliegen). *Linzer Biologische Beiträge*, 30 (2), 767–793. [in German]
- Malicky, H. (2005a) Beiträge zur Kenntnis asiatischer *Oecetis* (Trichoptera, Leptoceridae). *Linzer Biologische Beiträge*, 37 (1), 605–669. [in German]
- Malicky, H. (2005b) Beiträge zur Kenntnis asiatischer *Triaenodes* McLachlan 1865 (Trichoptera, Leptoceridae). *Zeitschrift der Arbeitsgemeinschaft Österreichischer Entomologen*, 57, 33–46. [in German]
- Malicky, H. (2006) Caddisflies from Bardia National Park, Nepal, with a preliminary survey of Nepalese species (Insecta, Trichoptera). *Entomofauna—Zeitschrift für Entomologie*, 27 (20), 241–264.
- Malicky, H. (2007) A survey of the Trichoptera of Sumatra. In: Bueno-Soria, J., Barba-Álvarez, R. & Armitage, B. (Eds.), *Proceedings of the XIIIth International Symposium on Trichoptera, June 18–22, 2006*. The Caddis Press, Columbus, Ohio, pp. 175–179.
- Malicky, H. (2009) Übersicht über die Gattung *Pseudoneureclipsis* (Trichoptera, Polycentropodidae), mit Beschreibung von neuen Arten. *Linzer Biologische Beiträge*, 41 (1), 709–735. [in German]
- Malicky, H. (2010a) *Atlas of Southeast Asian Trichoptera*. Faculty of Science Printing Unit, Chiang Mai University, Chiang Mai Province, 346 pp.
- Malicky, H. (2010b) Köcherfliegen (Trichoptera) von der Noona Dan Expedition 1961–1962 zu den Philippinen, dem Bismark-Archipel und den Salomon-Inseln. *Zeitschrift der Arbeitsgemeinschaft Österreichischer Entomologen*, 62, 87–95. [in German]
- Malicky, H. (2014) Köcherfliegen von Kambodscha, mit der Beschreibung einer neuen *Oecetis*-Arten. *Braueria*, 41, 33–34. [in German]
- Malicky, H. & Chantaramongkol, P. (1991) Beschreibung von *Trichomacronema paniae* n. sp. (Trichoptera, Hydropsychidae) aus Nord-Thailand und Beobachtungen über ihre Lebensweise. (Arbeit über thailändische Köcherfliegen Nr. 9) (31. Juli 1991). *Entomologische Berichte Luzern*, 25, 113–122. [in German]
- Malicky, H. & Chantaramongkol, P. (1993) Neue Trichopteren aus Thailand. Teil 2: Rhyacophilidae, Philopotamidae, Polycentropodidae, Ecnomidae, Psychomyidae, Xiphocentronidae, Helicopsychoidea, Odontoceridae (Arbeiten über thailändische Köcherfliegen Nr. 12) (Fortsetzung). *Linzer Biologische Beiträge*, 25 (2), 1137–1187. [in German]
- Malicky, H. & Chantaramongkol, P. (1997a) Weiter neue Köcherfliegen (Trichoptera) aus Thailand—Arbeit Nr. 20 über thailändische Köcherfliegen. *Linzer Biologische Beiträge*, 29 (1), 203–215. [in German]
- Malicky, H. & Chantaramongkol, P. (1997b) Ein Beitrag zur Kenntnis asiatischer Arten der Gattungen *Cheumatopsyche* Wallengren 1891 und *Potamyia* Banks 1900 (Trichoptera, Hydropsychidae). (Zugleich 22. Arbeit über thailändische Köcherfliegen). *Linzer Biologische Beiträge*, 29 (2), 1015–1055. [in German]
- Malicky, H. & Chantaramongkol, P. (2000) Ein Beitrag zur Kenntnis asiatischer Hydropsyche-Arten (Trichoptera, Hydropsychidae) (Zugleich Arbeit Nr. 29 über thailändische Köcherfliegen). *Linzer Biologische Beiträge*, 32 (2), 791–860. [in German]
- Malicky, H., Chantaramongkol, P., Chaibu, P., Thamsenanupap, P. & Thani, I. (2000) Acht neue Köcherfliegen aus Thailand (Arbeit Nr. 31 über thailändische Trichoptera). *Braueria*, 27, 29–31. [in German]
- Malicky, H., Chantaramongkol, P., Cheunbarn, S. & Saengpradub, N. (2001) Einige neue Köcherfliegen (Trichoptera) aus Thailand (Arbeit Nr. 32 über thailändische Köcherfliegen). *Braueria*, 28, 11–14. [in German]
- Malicky, H., Chantaramongkol, P., Saengpradab, N., Chaibu, P., Thani, I., Changthong, N., Cheunbarn, S., Laudee, P., Prommi, T.-O. & Sompong, S. (2002) Neue asiatische Leptoceridae (Trichoptera) (Zugleich Arbeit Nr. 33 über thailändische

- Köcherfliegen). *Braueria*, 29, 15–30. [in German]
- Malicky, H., Chantaramongkol, P., Bunlue, P., Changthong, N., Nawvong, J., Nuntakwang, A., Prommi, T., Thamsenanupap, P. & Thapanya, D. (2004) 27 neue Köcherfliegen aus Thailand (Insecta, Trichoptera). 36. Arbeit über thailändische Köcherfliegen. *Linzer Biologische Beiträge*, 36 (1), 287–304. [in German]
- Malicky, H., O'Connor, J.P., Ashe, P. & Dowling, C. (2011) Further records of caddisflies (Trichoptera) from Sulawesi, Indonesia, including seven new species. *Entomologist's Monthly Magazine*, 146 (“2010”), 155–166.
- Malicky, H., Ivanov, V.D. & Melnitsky, S.I. (2014) Caddisflies (Trichoptera) from Lombok, Bali and Java (Indonesia), with a discussion of Wallace's Line. *Deutsche Entomologische Zeitschrift*, 61 (1), 3–14.
<https://doi.org/10.3897/dez.61.7046>
- Malicky, H., Melnitsky, S.I. & Ivanov, V.D. (2016) New data on caddisflies (Insecta: Trichoptera) from Lombok (Indonesia) with descriptions of two new species. *Zootaxa*, 4066 (1), 88–94.
<https://doi.org/10.11646/zootaxa.4066.1.10>
- Martynov, A.V. (1935) On a collection of Trichoptera from the Indian Museum. Part I. Annulipalpia. *Records of the Indian Museum*, 37, 93–209.
- Mekong River Commission (2010) *Biomonitoring Methods for the Lower Mekong Basin*. Mekong River Commission, Vientiane, 65 pp.
- Mey, W. (1998) Contribution to the knowledge of the caddisflies of the Philippines 2. The species of the Mt. Agtuuganon Range on Mindanao (Insecta: Trichoptera). *Nachrichten des Entomologischen Vereins Apollo*, 17 (Supplement), 537–576.
- Mosely, M.E. (1933) *A revision of the genus Leptonema (Trichoptera)*. British Museum (Natural History), London, 69 pp.
- Nuntakwang, A., Chantaramongkol, P. & Courtney, G.W. (2007) Biodiversity and biogeographic connections of Trichoptera from mountain streams of northern Thailand. In: Bueno-Soria, J., Barba-Álvarez, R. & Armitage, B. (Eds.), *Proceedings of the XIIth International Symposium on Trichoptera, June 18–22, 2006*. The Caddis Press, Columbus, Ohio, pp. 257–262.
- Oláh, J. (2013) On the Trichoptera of Vietnam, with description of 52 new species. *Annales Historico-Naturales Musei Nationalis Hungarici*, 105, 55–134.
- Oláh, J. & Johanson, K.A. (2008) Revision of the Oriental and Afrotropical species of *Cheumatopsyche* Wallengren (Hydropsychidae, Trichoptera). *Zootaxa*, 1738, 1–171.
- Prommi, T.-O. & Chantaramongkol, P. (2005) A preliminary survey of adult Trichoptera communities in Thongphaphum District, Kanchanaburi Province, Thailand. In: Tanida, K. & Rossiter, A. (Eds.), *Proceedings of the 11th International Symposium on Trichoptera*. Tokai University Press, Hadano-shi, Kanagawa, pp. 355–361.
- Prommi, T.-O. & Thamsenanupap, P. (2012) Adult caddisfly fauna and physic-chemical parameters of Pasak Jolasit Dam, Central Thailand. *Entomological Research Bulletin*, 28, 55–58.
- Prommi, T.-O., Permkam, S. & Malicky, H. (2006) The immature stages of *Pseudoleptonema quinquefasciatum* Mart. and *P. supalak* Mal. & Chant. (Trichoptera: Hydropsychidae). *Braueria*, 33, 26–30.
- Prommi, T.-O., Peumwarunyoo, P. & Mansukphol, P. (2016) Distribution of Hydropsychidae (Insecta, Trichoptera) and water quality parameters in Mae Tao Creek, Mae Sot District, Tak Province, northern Thailand. In: Vshivkova, T.S. & Morse, J.C. (Eds.), *Proceedings of the 14th International Symposium on Trichoptera. Zoosymposia*, 10, 413–423.
- Schmid, F. (1958) Trichoptères de Ceylan. *Archiv für Hydrobiologie*, 54, 1–173. [in French]
- Schmid, F. (1964) Quelques trichoptères asiatiques. *The Canadian Entomologist*, 96 (6), 825–840. [in French]
<https://doi.org/10.4039/Ent96825-6>
- Thapanya, D., Bunlue, P. & Chantaramongkol, P. (2013) Adult caddisfly assemblages from upstream and downstream of the Mae Ngat Dam, Chiang Mai, northern Thailand. In: Tojo, K., Tanida, K. & Nozaki, T. (Eds.), *Proceedings of the 1st Symposium of Benthological Society of Asia. Scientific Research Society of Inland Water Biology, Sakai, Osaka, Japan. Biology of Inland Waters*, 2 (Supplement), 151–156.
- Tian, L.-X., Yang, L.-F. & Li, Y.-W. (1996) *Trichoptera (I): Hydroptilidae, Stenopsychidae, Hydropsychidae, Leptoceridae—Economic Insect Fauna of China. Fascicle 49*. Science Press, Beijing, 195 pp., 2 pls. [in Chinese]
- Ulmer, G. (1906) Neuer beitrag zur kenntnis aussereuropäischer Trichopteren. *Notes from the Leyden Museum*, 28, 1–116. [in German]
- Ulmer, G. (1907) Note I. Neue trichopteran. *Notes from the Leyden Museum*, 29, 1–53. [in German]
- Ulmer, G. (1913) Über einige von Edw. Jacobson auf Java gesammelte Trichopteren, zweiter Beitrag. *Notes from the Leyden Museum*, 35, 78–101. [in German]
- Ulmer, G. (1926) Beiträge zur Fauna sinica, Bewirkt von Dr. R. Mell. III. Trichopteren und Ephemeropteren. *Archiv für Naturgeschichte, Einundneunzigster Jahrgang, 1925, Abteilung A [Archives for Natural History, 91st Year, 1925, Section A]*, 5 (“1925”), 19–110. [in German]
- Ulmer, G. (1951) CXXVII. Köcherfliegen (Trichopteren) von den Sunda-Inseln (Teil I). *Archiv für Hydrobiologie*, Suppl.-Bd., 19, 1–528, pls. I–XXVIII. [in German]
- Wityi, H., Nozaki, T. & Fujino, T. (2015) A list of Myanmar caddisflies (Trichoptera including recently collected data). *Entomological Research Bulletin*, 31 (1), 41–55.
- Yang, L.-F., Sun, C.-H., Wang, B.-X. & Morse, J.C. (2005) Present status of Chinese Trichoptera, with an annotated checklist. In: Tanida, K. & Rossiter, A. (Eds.), *Proceedings of the 11th International Symposium on Trichoptera, Osaka & Shiga*. Tokai University Press, Kanagawa, pp. 441–460.
- Yang, L.-F., Sun, C.-H. & Morse, J.C. (2016) An amended checklist of the caddisflies of China (Insecta, Trichoptera). In: Vshivkova, T.S. & Morse, J.C. (Eds.), *Proceedings of the 14th International Symposium on Trichoptera. Zoosymposia*, 10, pp. 451–479.