



Laurence A. Mound 90 years: A collaborative life that laid the foundation of modern thrips studies

ÉLISON FABRÍCIO B. LIMA¹, DESLEY J. TREE², ALICE WELLS³ & ADRIANO CAVALLERI⁴

¹Universidade Federal do Piauí, Campus Amílcar Ferreira Sobral, Coleção de História Natural da UFPI. BR 343, Km 3.5. Floriano, PI, Brazil. 64808-605.

✉ efblima@ufpi.edu.br; <https://orcid.org/0000-0002-6361-0928>

²c/o Queensland Primary Industries Insect Collection, Department of Agriculture and Fisheries, Queensland, Ecosciences Precinct, GPO Box 267, Brisbane, Qld, 4001.

✉ treefamily@bigpond.com; <https://orcid.org/0000-0002-7704-7750>

³Australian National Insect Collection, National Research Collections Australia, Commonwealth Scientific and Industrial Research Organisation, GPO Box 1700, Canberra ACT 2601, Australia

✉ alice.wells@csiro.au; <https://orcid.org/0000-0001-5581-6056>

⁴Universidade Federal do Rio Grande, Rio Grande, RS, Brazil.

✉ cavalleri_adriano@yahoo.com.br; <https://orcid.org/0000-0003-4163-6745>

Abstract

In honour of Laurence Mound's 90th birthday, this special issue of Zootaxa serves as a tribute to his enduring legacy in entomology and Thysanoptera research. Mound's journey in the field has been marked by numerous discoveries, unwavering dedication, and invaluable collaborations that have profoundly influenced the study of Thysanoptera around the world. We here emphasise his lifelong commitment to the study of these minute insects and this provides an opportunity for researchers worldwide to share their insights and experiences, highlighting the impact Mound has had on their scientific pursuits. Through an interview exploring Mound's career choices, this paper also unravels the intricate paths he traversed and the collaborations that proved to be the driving force behind his Thysanoptera research to the age of 90.

Key words: Collaboration, Thysanoptera, Taxonomy



Introduction

Determining the impact of a researcher involves considering various metrics, often a blend of quantitative measures like publication counts, citation indices, and the h-index. Assessment of these numeric indicators shows Laurence Mound's unparalleled influence within the world of Thysanoptera research. His Scopus H-index (H=36) surpasses by far that of other insect systematics specialists, an indicator of his prolific and influential career. He has been studying thrips for almost 60 years and has published exactly 500 works three days before his 90th birthday (22 April 2024), which have been cited more than 16,000 times according to 2024 Google Scholar metrics.

In reviewing such an extended career, we could be expected to simply summarise the published contributions, perhaps highlighting the number of articles and of taxa described. Such a paper could be useful in many ways, but for Laurence Mound a similar account was impeccably produced by Fundeburk and Hoddle (2011), together with a deep review of Mound's career. Although that list of publications is now outdated, that paper still gives an idea of the impressive academic input offered by Laurence Mound to thrips systematics. Of his 500 papers, about 360 were in collaboration with at least 200 fellow scientists from 30 countries (ThripsWiki 2023), resulting in the most prolific production of papers on thrips ever published by any researcher.

However, publishing is essentially what a researcher does. Gauging Laurence Mound's impact extends beyond quantifiable metrics. His altruistic support for numerous students worldwide exemplifies his immeasurable influence in Thysanoptera studies. Laurence not only travelled to 30 countries, visiting all continents (except Antarctica), to collect and study thrips (Figs 1–4, 6–10) but was broadly open to sharing and exchanging knowledge, not engaging

in the rivalry sometimes observed in taxonomy. He has collaborated in major interdisciplinary studies involving Thysanoptera and resulting in excellent and useful contributions in many fields such as ecology, evolution, and economic entomology. Therefore, Laurence's successful career is not measured by numerous statistics, but by his great influence on fellow thrips colleagues as well as his continued unwavering support for thrips research.



FIGURES 1–4. Thrips can be collected anywhere: Laurence Mound during field works either on natural or urban areas. (1) In Köthen, Germany (Former DDR) with Gert Schliephake, 1983; (2) In Budapest, Hungary with Jenny Palmer, 1983; (3) Collecting thrips in Timor Leste, 2018; (4) Beating dead wood in Queensland, Australia, 2019.

Engaging in so many diverse areas of study helped Laurence to become the specialist with the most complete view on thrips diversity; with consequent circularity, his broad knowledge and interest have allowed him to work with the Thysanoptera fauna of all parts of the globe and to understand intricate patterns of morphological variations and evolution of these insects. All the while, Laurence Mound has been open to the opinions and research contributions of the people with whom he has been interacting. He has also encouraged several generations of thrips researchers to continue their studies in their home countries. What most distinguishes Mound from his predecessors is that his career is built on a departure from the long-held belief that taxonomists should work in isolation. His perspective on academic collaboration was captured in a virtual talk presented during the I Brazilian Symposium on Thysanoptera in 2020 (Fig. 11). The talk, available at <https://www.youtube.com/watch?v=vn70Ez5aWIk&t=272s>, addresses the limitations of solely collecting and describing new taxa and offers valuable guidance to emerging generations of thrips researchers.

Choosing a keyword for a paper has never been easier: “collaboration” is the most obvious word to define Laurence Mound’s career. On 22 April 2024, Laurence celebrated his 90th birthday, marking a lifetime devoted to studying thrips and assisting researchers worldwide. In honor of Mound’s remarkable achievements and celebration of his birthday, a special issue of *Zootaxa* was planned to stand as a testimony to his enduring legacy in the Thysanoptera world. This issue includes a series of papers on Thysanoptera from several parts of the world—a befitting celebration of his lifelong dedication to this group of fascinating insects—while also showing the details of a collaborative career that continues to shape modern thrips studies.

Thus, our approach to honouring Laurence has two main aims:

1. To record Laurence Mound’s view of his career and science as a whole conducted through an interview and provision of testimonials from several of his contributors working around the world, stating how they met Laurence and how he contributed to their careers;

2. To present a special issue featuring 11 papers written by Thysanoptera experts, all of whom have been influenced by Mound’s studies and interactions. These studies cover many different groups of thrips from various parts of the world. They include significant nomenclatural changes, particularly in the genera *Hoplandrothrips*, *Heliothrips*, and *Scirtothrips*. This issue also describes 27 new thrips species from Asia and South America, including two new genera from the Burmese amber.

Laurence Mound—A Collaborative Life


The narrative text below was produced after an interview performed by Desley Tree during several days with Laurence in Canberra (Fig. 12). She asked Laurence questions that ranged widely, including Laurence’s interests in his childhood and youth, his encounters with many thrips colleagues, fieldwork, research projects and the evolution of his career. The purpose here is to look at who were the main influencers of his research career, and how he came to develop such an extensive collaboration with so many other biologists worldwide.

Laurence had an early interest in science, but mainly in medicine as a result of endlessly reading his sister’s copies of the English magazine *Nursing Mirror*. He also inherited from his father an interest in ‘hands on’, practical and technical work. He entered academic taxonomic work relatively late in life. After completing a degree in Zoology in 1957, he spent his first post graduation year at Imperial College Field Station near London. There he was supervised by Dick Southwood, an excellent and supportive teacher who, in subsequent years as Professor Sir Richard Southwood, became a highly valued mentor. Trevor Lewis was also working there for his doctorate thesis on thrips, and Trevor was also an important colleague in later years.

A year in Trinidad followed, learning many things ranging from artificial insemination techniques for cows to dosage rates of insecticides on different crops. Laurence was then appointed to Nigeria for two years, studying whitefly as pests and virus vectors on cassava. After that he moved to Sudan for three years to study the same insect species on cotton. These years involved collaborating with many different types of people, and that experience of how much can be learned through collaboration became significant in his life as a taxonomist after joining the British Museum (Natural History) in 1964.

Made responsible for the Museum collections of whitefly and thrips, both of which include species of economic importance, Laurence quickly recognised that he was fortunate to work in a room adjoining that of Victor Eastop, the aphid specialist. Victor was used to rearing aphids to study intra-population variation, and Laurence soon emulated

him in rearing populations of fungus-feeding *Hoplothrips*. Some species of that genus can differ greatly in structure between sex, body size, and wing development. This is not just of taxonomic significance in species recognition but involves interesting biological problems. For example, the *Stereum* fungus on which the *Hoplothrips* were feeding became infested with a *Mucor* fungus on which these thrips do not feed, whereupon the colony of wingless adults quickly responded by producing winged adults. And the structural variation and fighting behaviour of males in one of these species later attracted the attention of a PhD student, Bernard Crespi. Now at Simon Fraser University, Canada, Bernie's career developed: he is now an outstanding researcher on behaviour in many organisms, even including autism in humans. Of relevance here is that in 1993 he also drove a huge study on gall thrips of Australian Acacia trees; Laurence's taxonomic expertise was an essential component of these studies.



FIGURES 5–7. (5) *Xaniothrips xantes*, described by Laurence Mound as one of his most exciting discoveries. Laurence Mound in various parts of the world 6–7: (6) In Linz, Austria, with Hermann Priesner, 1966; (7) In Ibadan, Nigeria, during his employment for the Federal Department of Agricultural Research, 1960.



FIGURES 8–12. Laurence Mound in various parts of the world. **(8)** In Piracicaba, Brazil with Roberto Zucchi and Renata Monteiro, 1996; **(9)** In Beltsville, USA with Sueo Nakahara and Cheryle O'Donnell, 2015; **(10)** In Kunming, China with Xia Wang, Zhaohong Wang, Hongrui Zhang, Alice Wells, Lihong Dang, Shimeng Zhang and Luke Watson (from left to right) during the XIth International Symposium on Thysanoptera and Tospoviruses, 2019; **(11)** Online on YouTube with Estevao Alves advising new thrips students during the I Brazilian Symposium of Thysanoptera, 2020; **(12)** In ANIC, Canberra, Australia, being interviewed by Desley Tree, 2023.

Close associations with other biologists developed early in Laurence's career. Soon after appointment to the Museum, he travelled twice to Aberdeen to learn from Guy Morrison, Britain's main authority on thrips. Guy was an avid collector of thrips but stressed the importance of distinguishing "host plants" from "finding places" in studying thrips biology. He also demonstrated that populations of host specific species can vary remarkably between individual con-specific plants, using *Thrips calcaratus* on specific *Tilia* trees; an avenue of these trees near Balmoral provided the research "laboratory". In thrips taxonomy, Laurence was also much encouraged by Kellie O'Neill of

the USDA, Washington. Within a few weeks of his appointment to London, Kellie wrote to him enthusiastically, and this encouragement led to valuable collaboration, and weaned him away from further studies on whitefly.

Early contacts with other taxonomists were less productive. In 1966, Laurence visited Frankfurt to meet Richard zur Strassen, and also traveled to Linz to meet Herman Priesner. Although very friendly and helpful, both were of the old school and firmly believed that taxonomists should never publish joint-authored papers, they should not collaborate. Subsequently, Laurence came to view this deliberate policy by taxonomists, and of limiting their studies to the morphological description of taxa, as major contributors to the devaluing of taxonomic science by universities. As Laurence says “taxonomy can be so much more interesting than merely describing entities; essentially, it is about trying to understand the diversity of life and its connections: why are there so many species? and how do their lives differ from each other? Considering the increasing requirement for taxonomic data from various sources, including molecules, host plants, and distributions, it can be hard for a modern student to understand the more traditional, individualistic, approach to the subject”.

It is interesting to contrast the publications lists of various thrips taxonomists available through the web site ThripsWiki. Most of these authors have few or even no co-authored publications, whereas 73% of Laurence’s 500 papers and books involved other authors, and the total of these collaborators and co-authors exceeds 200. Whilst still employed at the Natural History Museum, London, several of his most important collaborators were colleagues who had been appointed as his technicians, namely Brian Pitkin, Jenny Palmer (Fig. 2) and Sheila Halsey.

Laurence was appointed as Keeper of Entomology in 1981 and held the position until he left the NHM in 1992. His research flourished greatly beyond this date.

Under a grant to work on Neotropical thrips Laurence spent much of a year in Costa Rica in association with Paul Hanson, an experienced tropical biologist. This resulted in a major book in 1996 summarising knowledge of the Thysanoptera of South America, for which Rita Marullo, a thrips biologist in Italy, provided much help as well as all the illustrations.

In consequence of a series of co-incidences, Laurence’s focus soon shifted to Australia. In 1994 he was offered a grant by the Australian Biological Resources Study to produce a checklist of Australian Thysanoptera, and the editor appointed to this project was Alice Wells. That year Bernie Crespi secured a major Australian Research Council grant to study the social biology of certain gall-inducing thrips on *Acacia*. This also included several doctoral students, of whom David Morris became a major collaborator in the 2004 book about the behaviour, ecology and taxonomy of these thrips. The Australian Thysanoptera Checklist project was followed by an offer by CSIRO of a McMaster Research Fellowship for 12 months, which convinced Laurence to remain in Australia with Alice Wells who became his equally valued wife and collaborator in thrips field studies.

Collaboration continued to be the driving force behind so much of Laurence’s research, involving a series of visitors and students over many years, and each for varying amounts of time. At different times, Cavalleri and Lima from Brazil spent about a year in Laurence’s lab and, from Japan, Okajima and then his student Masumoto also came. Minaei from Iran did much of his doctoral study in Laurence’s lab and other visiting co-authors included both Dr Azidah and Dr Ng from Malaysia, also Gunawardana and Neilsen from New Zealand. More recently there has been a series of visitors from China. The first was Dang Lihong for her doctoral studies, and ten years later Lihong returned for another year, producing many collaborative publications on thrips of Southeast Asia as well as Australia. Zhang Hongrui, a professor at Yunnan Agricultural University, has spent two periods in Canberra, and she was followed by three more doctoral students as well as another university teacher, all from various parts of China.

Molecular data is undoubtedly going to be a major component of future taxonomic work, but Laurence takes particular pride in his production of illustrated morphological identification and information systems. These Lucid systems started with one developed jointly with Gerald Moritz from Germany at the request of Australian quarantine authorities. This has been followed by systems for identification of the Thysanoptera of California, Britain and Ireland, New Zealand, to the Thripidae genera of China, and two to the Thysanoptera of Australia. Moreover, based on work over many years in London, and with the help of a grant from GBIF facilitating visits to Frankfurt and Washington to check data, ThripsWiki became web available in 2005 as the result of a grant from the Australian Department of Agriculture. This information resource is used widely across the world, although like all web-based systems it is vulnerable to hackers.

It is interesting to realise that Laurence graduated before the structure of DNA became widely known amongst biologists. His only practical experience of genetics was through plant breeders, who practiced much the same

selection methods as man had used for thousands of years. However, in the Natural History Museum, he was fortunate to know of the phylogenetic thinking being developed there, such as ideas and methods pursued by Colin Patterson in Palaeontology and Dick Vane-Wright in Entomology. As a result, evolutionary relationships became an increasingly important component in his own developing ideas about relationships between groups of thrips, although this has always been constrained by his lack of practical experience with molecular data and modern methods of data analysis.

Within these constraints, Laurence has continued to study thrips diversity, particular in its relationship to host plants. This is laborious and sometimes tedious work, but it is not without the occasional surprise. One of these was undoubtedly discovering *Xaniothrips xantes* (Fig. 5) for the first time. He realised that this species lives in the domiciles that are created by *Lichanthrips* species that glue together two leaves of *Acacia*. Adult *Xaniothrips* were watched invading these structures by walking backwards and thrashing their spiky abdomen about as a weapon like a porcupine's tail.

The years after Laurence's 'retirement' in 1992 to today have been his most productive years in all his career. After leaving the Natural History Museum in 1992, the number and diversity of collaborators rapidly increased. These associations helped Laurence describe over 650 Australian thrips species in his career, taking the number of Australian described species from 200 in 1992 to just over 1,000 currently! —a result of his tireless energy and enthusiasm in the field with over 6,500 thrips collections (Figs 1–4).

“What is the purpose of taxonomy?” Laurence asks and, after a short discussion, he explains “Yes, it involves the tedium of describing things. But more broadly it is about discovering how other organisms live. They all have lives that we can find to be interesting. Funny life...” —and his has been and still is fun! (Fig. 13).



FIGURE 13. Alice Wells and Laurence Mound walking hand by hand in Tidbinbilla National Park, Canberra, Australia, 2011 (Photo: Adriano Cavalleri).

Celebrating Laurence Mound's Impact through Testimonials from worldwide collaborators

Since what matters in science is ultimately the results that are published, the work behind so many publications is rarely revealed. When a paper is read, we hardly ever know about the interactions among people that made possible this step in scientific progress. Therefore, the testimonials below were designed to show a little of the backstage of a collaborative life that laid the modern thrips studies. They were produced after sending Laurence Mound's contacts the following question, and a request to answer it in around 400 words: "How did you meet Dr. Mound and how did he collaborate/influence your career?"

Their responses follow:

Arturo Goldaracena

Senior Entomologist, Spanish National Research Council, Madrid, Spain

I met Dr. Laurence Mound when I was doing my doctoral thesis on Thysanoptera of Northern Spain, back in 1990. I was a motivated student, and we had a computer in the science department that served the newly discovered email. Through email, I contacted Laurence asking him a thousand and one questions that he had about the identification of the thrips that he collected. Later I visited him several times in the Department of Entomology of the British Museum (Natural History) where I discovered and was fascinated with the thoroughness with which he worked on thrips from all over the world and how he was incorporating his discoveries into the collection of thrips present in the Museum. Laurence was the Keeper of Entomology, he showed me the Museum and the library and how the curators worked, and he also took me to see Darwin's house, which was an unforgettable experience for me. Later I visited him three times in Canberra and Adelaide (Australia), Laurence was already retired and together with Alice Wells they took me to sample for 12 days in the desert region of Queensland, in search of different galling species such as *Lichanothrips* and others. I will never forget what I learned from them about Australian ecosystems and the insects that fluttered over Moonie on starry nights.

Laurence Mound taught me many basic concepts but I believe they were fundamental in my career. He instilled in me that species are variable, that many characters must be studied and how they vary in the process of describing them. He taught me that museums do not contain species but, as William Henning describes, they contain semaphoronts and that describing an organism is actually formulating an explanatory hypothesis. He insisted to me on the importance of discovering the plants in which thrips reproduce and differentiating them from those in which they frequently appear but are not their true hosts. On the other hand, his articles on thrips are packed with biological information in each description of new taxa, which demonstrates the importance that systematists have in protecting biodiversity in the face of the real threat of climate change.

Over the past 23 years I have collaborated with Laurence on several articles as a co-author and he helped me to revise many others. Whenever I have needed it, he has given me his suggestions on how to improve them, which has contributed significantly to the development of my professional career. For all this, I am very grateful to Laurence Mound for giving me the opportunity and teaching me almost everything I have learned about the fascinating Order Thysanoptera.

Bernie Crespi

Professor, Simon Fraser University, Burnaby, Canada

I first met Laurence Mound at the airport in Darwin, Australia. With funding from the National Geographic Society, we set off in a four-wheel drive complete with snorkel, with our swags (bedrolls), tents, and collecting gear, for parts unknown, or at least unstudied for *Acacia* thrips. The goal: survey outback Australia for new thrips, in a hunt for species living in galls or other domiciles.

First down to Katherine, Northern Territory, then west. Hours in the truck talking about thrips as the outback panorama sailed by. First three days: no *Acacia* thrips at all! But back to the Stuart Highway, south to Tennant Creek, just out of the monsoonal zone into the arid centre, and thrips at every stop! Magnificent *Carcinotrips* with huge, lobster-claw forelegs! Gorgeous giant *Panoplothrips*! The exhilaration of discovery, from one mad-maxian

roadhouse to another in the red deserts. Our favourite stop: the one-horse town of Top Springs, Northern Territory, where we checked into a rustic hotel, left the door open for a cooling breeze, and were immediately visited by a friendly wallaby hopping in, with a taste for shoelaces.

We covered thousands of kilometers on that trip, and the work led, eventually, to the discovery of eusocial species with soldiers in *Acacia* thrips, as well as dozens of new species that induce galls, glue phyllodes together, or invade galls or other domiciles. All written up in a book coauthored with Laurence, David Morris, on the ecology, evolution, behaviour, and taxonomy of Australian *Acacia* thrips.

It is fair dinkum to say that Laurence, and his works going back to 1971 on *Acacia* thrips taxonomy, changed the course of my career. He taught me the inestimable value of taxonomy to all of biology, the bringing of order from chaotic diversity, and the amazement of finding new species living in the oddest places with the most curious of behaviours. And he instilled in me a deep appreciation for thrips, small as they are, they are great in provision of insights into ecology and behaviour.

Laurence and I have met time and again since that morning in Darwin: in Canberra, Adelaide, London, and Vancouver—he is a steadfast friend as well as masterful colleague. His impacts will

live on among so many people across the world: his indefatigable optimism, dedication to science, and hundreds of publications, that will continue to inspire new voyages of discovery, for many years to come.

Carlos Manuel de Borbón

Researcher, Instituto Nacional de Tecnología Agropecuaria, Mendoza, Argentina

Since my first letter to Dr. Mound in 1995 to my latest email to Laurence, there was an avalanche of Thysanoptera. One by one his lessons impacted me, little by little I learned from you. Tireless teacher, of unlimited generosity, with whom I share the passion for this group of small insects. In the worst moments of my life, an email from him restored my joy. People like you don't go unnoticed. I remember when he sent me a parcel with CDs, papers and a letter, even the envelope I kept for many years. Life is a boomerang that returns what one throws. You made generous actions, and they return to you in complimentary and affectionate letters. I owe almost all the species I described to you; your help was essential. Since that *Kurtomathrips desantisi*, my first species, the drawings of *Desertathrips chuquiraga* that you liked so much, the *Dorythrips* dedicated to you and the *Frankliniella* that I published with María Inés. Please excuse my English, which never improved. I appreciate your patience and people skills, always willing to help and transmit knowledge.

Eternally grateful to you.

Cecilia P. Reyes

*Honorary Research Associate, National Museum of the Philippines
Retired Professor, Cagayan State University, Manila, Philippines*

I have known Prof. Laurence A. Mound since I was studying for my doctorate in Alberta, Canada. I corresponded with him regarding reprints of his numerous thrips publications. He is considered a world authority and has described hundreds of thrips species and genera. He was invited by my Ph. D. Supervisor, Prof. Bruce S. Heming, to serve as my External Adviser. At that time, he was the Head of Entomology Department at the British Museum (Natural History), and he arranged for my visits in London where I worked with him and his colleagues on the collections of Thysanoptera. To widen my professional network, he also introduced me to other entomologists during scientific meetings. He visited us in Canada sometime in 1988 to confirm the species identity of my thrips collections from the Philippines, and to guide me in writing my manuscript. His mentoring did not end after I obtained my Ph. D. degree at the University. Through the years, I continued to consult with him and solicit his advice on many things which he gives enthusiastically, and freely.

Prof. Mound is an excellent mentor who goes above and beyond. I could attest that he has always been willing to encourage and support me personally and professionally. In fact, I was invited as their house guest in Australia in 2010 when I deposited on permanent loan my type materials to the CSIRO-Australian National Insect Collection (ANIC). Recently, I had an amazing opportunity of meeting him and His wife at the Natural History Museum in

London when they visited UK in early June 2023. That meeting was nostalgic for it reminded me of our first meeting in the Museum in 1987 when I was a graduate student. He has helped shape who I am as a person today.

Happy 90th birthday Laurence! Cheers!

Cheryle A. O'Donnell

National Taxonomic Specialist (Thysanoptera), NMNH Thysanoptera curator, USDA APHIS PPQ PEIP, at USDA Beltsville, USA

I met Dr. Laurence Mound for the first time in the summer of 1997 at the University of California, Davis. He was an invited guest to the Dr. Diane Ullman and Dr. Michael Parrella labs. I was in transition, ending my B.S. degree and starting my M.S. degree. I was honored to work with Laurence for the summer of 1997 and his influence that summer started my taxonomic career in Thysanoptera. I learned everything about thrips that he shared with me (every taxonomic cell he dropped, I absorbed!). What an honor and what an opportunity to glean gold nuggets of thrips information. Because of Laurence's influence and support I started my first research work in Florida at the end of that summer. *Thrips palmi* on *Ficus* was my new focus which launched a collaborative and mentoring relationship with Sueo Nakahara in addition to finding two new U.S. thrips species. With Laurence's support, I was also sent to work in the Netherlands to detect *Thrips palmi* in commercial greenhouses and at the flower auction in Alsmeer. What a way to start graduate work!

Laurence guided me in building my first, albeit rudimentary, key for the flower growers in California (Lucid was not available at the time). He has always been an amazing source of information and eager to assist in navigating taxonomic challenges. I have reached out to Laurence on numerous occasions in the last 27 years and without fail Laurence has assisted me with guidance to help me in my quest for Thysanoptera answers. His guidance and enthusiasm for the Thysanoptera has proven endless. As we have trekked across a few field collecting sites (showing how best to collect thrips from plant material), throughout the years he has managed to show us all, that aging is only a number, by out maneuvering our mountain climbs and endless walking surveys. Without his guidance, encouragement, continued support my career would look very different.

Desley Tree

Senior Entomologist (retired), Queensland Primary Industries Insect Collection, Brisbane, Australia

I met Laurence in 2005 when, on a national thrips diagnostic scholarship, I spent four weeks intensive training with Laurence in his lab/office, Canberra, Australia. My training involved anything thrips related. At the start I knew very little about these tiny inconspicuous insects. However, I was very willing to learn as much as I could from Laurence, a recognised thrips global authority. We started from the beginning—collecting in challenging environments (e.g. Prickly Acacia) around Canberra, slide-mounting—a challenging task since I had very little experience and then finally, identification. During these four weeks I learnt a great deal, and the interesting discussions we had on fascinating thrips biology and variations within species (“What's this for?” I remember him asking me many times) ignited my interest to continue to learn more.

We have been fortunate to go on several collecting trips together in Australia, including to Darwin, Northern Territory; Daintree north Queensland; and South Australia's national parks. Laurence not only taught me the most efficient way to collect thrips but to be observant in the field, observing thrips behaviour, the way they live and interact with each other and other arthropods. Laurence also emphasised that just because thrips are collected from a plant does not make that plant its host. Was the thrips feeding or breeding on the plant?—if the latter, the plant is a host. I remember many times I would tap leaves onto my collecting plate with no luck and Laurence would come along after me, tap the same leaves and say “Oh, look at this!” as he showed me the many thrips running on his plate—funny times! However, Alice would regularly collect more samples than Laurence and I put together—Alice is a real gem in the field!

Early on Laurence taught me the value of care and patience needed in slide-mounting thrips—a well-positioned thrips specimen with the body cleared well certainly makes identification easier and more likely to be correct. This only comes with plenty of practice and care as well as knowing trouble shooting methods. However, Laurence

emphasised regularly never truly to believe a specimen's identification, as thrips taxonomy is regularly updated as more genera are revised and new species described, or the specimen could simply be wrongly identified.

In late 2023, I spent a few days with Laurence in Canberra talking to him about his career and the benefits he gained from collaboration. This included who his collaborators have been and how they have influenced his career. I can look back now and see how in turn Laurence has shared these 'lessons' with us. We have worked together in delivering thrips diagnostic workshops where we have passed on our knowledge to others. I never stop learning from my communication with Laurence. He has been my greatest mentor, the smartest wordsmith and the most productive, generous host (together with Alice): a kind and inspiring person with whom I have enjoyed a working relationship. He is always honest in his advice and his dedication in sharing his knowledge of thrips to anyone who listens is truly remarkable.

Congratulations Laurence on your 90th birthday and your amazing productive career. May you enjoy many more years of thrips research. You are an inspiration to us all, and I shall forever be grateful. I hope we have a few more years working together on the specimens we have collected over our careers—it has always been fun!

Disna N. Gunawardana

Principal Scientist (Entomology), Plant Health and Environment Laboratory, Auckland, New Zealand

My first meeting with Prof. Laurence Mound was in the early years of my career when I went to CSIRO, Canberra, for the Thysanoptera training with him in 2002. Since then, he has been motivating me to learn thrips biology and their identifications. As the 'Guru' of Thysanoptera, he always gives all his knowledge to his trainees and his trainees have become Thysanoptera experts in their own countries.

His contributions to New Zealand Thysanoptera are extensive. New Zealand Insect Fauna series started in 1982 with his Terebrantia (Insecta: Thysanoptera) followed by the release of Fauna of New Zealand No. 10 Tubilifera (Insecta: Thysanoptera) in 1986. His most recent work, Lucid key for Thysanoptera Aoteroa—Thrips of New Zealand in 2017 will stay for long as an easy-to-use resource and a valuable source not only for New Zealand experts, but also for amateur professionals in entomology throughout the world including quarantine entomologists. As a taxonomist from the 1960's who worked on systematics mainly based on morphological characters, he embraced molecular diagnostics to look for differences between species, which was an exceptional example for all the systematists.

It has been an honour to collaborate with him on Thysanoptera throughout my career, not only with New Zealand species, but also with world genera and species. His willingness to help professionals, beginners and any amateurs is exceptional. We could contact him at any time, and he always was keen to receive specimens/images to solve taxon issues. His responses to our requests are always very prompt. Due to his continuous encouragement, I was able to publish a paper with him on *Frankliniella panamensis*, which is a frequent interception on cut flowers in New Zealand from South America.

I would like to express my gratitude to Prof. Mound for my successful career as a Thysanoptera expert. I wish him all the very best for healthy years ahead.

Dom Collins

The Hunterian, University of Glasgow, Glasgow, Scotland, UK

In 1993, I was a new(ish) plant health quarantine entomologist based at a laboratory in Harpenden, north of London. I had examined some thrips that were causing damage to *Sansevieria* plants at Kew Gardens but was unable to identify the species involved. So, I sent specimens to Laurence, then still based at the Natural History Museum in London (NHM), who subsequently described them as *Suocerathrips linguis*. That was my introduction to Laurence. A year later, I was at the NHM to identify thrips that I had collected in Guatemala during an official trip on behalf of the European Union following a dispute about the presence or otherwise of *Thrips palmi* there (at that point, it wasn't). I found myself using test keys provided by Laurence that would subsequently be published as *The Thrips of Central and South America*. As a quarantine entomologist, having the world's pre-eminent thrips taxonomist so readily available was proving to be a huge benefit. And then he moved to Australia! Our relationship became one largely mediated by e-mail, but with regular meetings at conferences, or at the NHM during Laurence's annual visits back to England. I have also made the obligatory pilgrimage to Canberra to visit Laurence and Alice.

From a British perspective, Laurence is in a line of succession following Richard Bagnall and Guy Morison, but he was the first British Thysanopterist to primarily focus on the wider world fauna. If Morison and Bagnall defined the British fauna, it was Laurence (with the wider perspective) who has provided the conceptual framework by which it can be studied, not least as guiding author of the 1976 Handbook on British Thysanoptera and as lead collaborator on our 2018 website *Thysanoptera Britannica et Hibernica*. Since I began studying the wild British thrips-fauna, Laurence has always provided encouragement. His quick responses to my e-mailed queries through the years have always been greatly appreciated, particularly as I know just how many such requests he receives. His reflections, always in the spirit of his oft-stated espousal of Dobzhansky's maxim that "nothing in biology makes sense except in the light of evolution" have always challenged me to think of thrips as biological organisms in nature, not just as taxonomic entities. And do not underestimate the value of professional gossip; Laurence remains at the centre of the thysanopteran community, able to bring the rest of us together. Happy Birthday Laurence!

Irene Terry

Research Professor, School of Biological Sciences, University of Utah, Salt Lake City, USA

There is no way to put into words how much Laurence Mound has influenced our careers that would reflect the impact he has had. For me, it completely changed the trajectory of my research career. I first met Laurence at the International Congress of Entomology in Vancouver at a time when Laurence was working on thrips galls in Australia. My own work was on thrips as crop pests. During this congress, all thrips researchers met and discussed our research. I was in awe of Laurence's presence because of his reputation and further because of his decisive questions during discussions. I still hope that I answered his questions correctly. A few years later, Laurence convinced me join him in his lab at CSIRO in Australia. He said the Australian birds, and other fauna and flora, are a 'joy for any biologist'. I was not working on thrips anymore, but the chance to work with him was too tempting to turn down. In 1999, I showed up in his lab, and I was intrigued by his discovery of thrips on male cones of Australian cycads. He described them as a new genus, *Cycadothrips*. He had proposed that these basal clade thrips were pollinators in Australia of this ancient lineage of plants, which was a radical proposition because all other known pollinators of cycads in the world are specialist beetles. I myself doubted that these thrips were pollinators. Why would they leave the male pollen cones which was their total source of food and breeding sites, and fly to female cones on another plant that offered no reward? Laurence was much more positive. A trip with Laurence to Alice Springs in central Australia changed everything. The local cycad male cones were full of *Cycadothrips*. While observing these thrips in the afternoon, we were suddenly astounded by throngs of thrips leaving male cones *en masse* bearing pollen. A few minutes later, we found a female cone that had the same strong smell of the male cones attracting hundreds of thrips. These initial discoveries have resulted in a number of papers on how this brood site pollination system functions. Without Laurence's scientific skills, his commitment to thrips research, his keen observational abilities, and his unlimited curiosity about nature, there would be a dearth of our understanding of the role thrips play in the natural world and in agriculture.

Thank you, Laurence, for changing our lives.

Kambiz Minaei

Department of Plant Protection, Faculty of Agriculture, Shiraz University, Shiraz, Iran

Laurence Mound: an evergreen man

I made my first foreign trip with my wife to Australia on Sunday, October 9, 2005. Laurence Mound found us at the Canberra Airport easily, accompanied by his wife, Dr. Alice Wells. We soon were in Laurence's car and headed to the Australian National University where we were temporarily accommodated in Liversidge. On the following day, I visited CSIRO Entomology where I did some basic administrative tasks such as taking photos for our ID cards. On the same day, I saw Laurence's room closely. At the end of the office/room, there was a microscope and some books on the shelves. But most importantly, the articles related to the thrips were stored in special and completely organized cabinets based on the authors' names. During the first days of being at CSIRO Entomology, Laurence and his wife, Alice, tried to familiarize my wife and I with the work environment and the city of Canberra.

Laurence even generously provided us with some amenities for our stay, such as a refrigerator and TV! At that time, I was a PhD student at Tehran University, Iran, and I had gone to Canberra for sabbatical and completing my PhD dissertation (working on one of the most specious genera in Phlaeothripidae). In Canberra, I talked with Laurence, not merely on thrips, but I noticed that he had already had broad studies in biological science, so I had a unique opportunity to improve my biological knowledge in general. He also provided the facilities for my trip to Brisbane to do my molecular research where Desley Tree helped me very much. After one year, we returned to Iran and I managed to get my PhD in 2007, while Laurence Mound was not present in the meeting as one of my supervisors.

In August 2009, I made my second trip to Australia. This time, unlike the previous time, I worked on the most important family of the suborder Terebrantia, i.e., Thripidae. Surprisingly, I realized the lack of my knowledge in this group, although I had ten years of experience of studying thrips at that time. Here in Iran, I have passed all my upgrades in Shiraz University successfully, and I owe this man, Laurence, as he has always helped me nonstop. He taught me much more than a teacher. He is my best teacher as well as my best friend. Laurence is an evergreen man who never ends, and I/everyone can learn from him at any time.

Kaomud Tyagi

Scientist, Centre for DNA Taxonomy, Zoological Survey of India, Kolkata, India

My husband, Dr. Vikas Kumar, and myself are privileged that we had the opportunity to write about our collaboration with Laurence Mound, an esteemed professional worker and world authority on thrips. We have never had the opportunity to converse with Laurence A. Mound in person, and all of our interactions have taken place solely through electronic correspondence. We both gave him our first manuscript in 2005 with the intention of having it considered for publication in *Zootaxa*. In response, he sent us a very lengthy email in which he explained the difference between generating a paper and producing a thesis. In the aftermath of that, we both felt dejected; however, this email opened our eyes, and we subsequently began evaluating both our performance and our comprehension with regard to the thrips taxonomy.

After that, in December of 2006, we wished him a happy new year by sending him a line drawing of an entire specimen of a remarkable male of *Aroidothrips longistylus*. This particular specimen was the first report of a male of this species. He was astounded by our line drawing and gave us a number of suggestions on how to improve this discovery in order to create a more comprehensive manuscript on sexual dimorphism in Thysanoptera. This manuscript was published as a good review publication in the journal *Insect Systematics & Evolution* under the title "Sexual dimorphism among Thysanoptera Terebrantia, with a new species from Malaysia and remarkable species from India in Aeolothripidae and Thripidae." Laurence was a co-author on the manuscript. This was the first time that Laurence and we both worked together on a project, and after that, we continued to communicate with each other via email on a number of other elements of thrips taxonomy.

We find him to be a very cooperative, collaborative, humble, and fatherly figure, in addition to the fact that he is filled with information. It would have been wonderful to meet him in person, but due to our commitment towards family, it was not feasible for us to do so. No one ever believes me that whenever I, Kaomud Tyagi, was having problems with the taxonomy of thrips, he appeared to me in my dreams and provided me with guidance on how to solve the problem. Even though he is not our Ph.D. supervisor, he is more than simply a mentor or supervisor to us. My husband, Dr. Vikas Kumar, and I are in regular touch with him, and he is one of the most important figures in our academic career and has made a great contribution to what we have achieved so far in our profession.

Lihong Dang

Professor of Zoology, Shaanxi University of Technology, Hanzhong, China

I am delighted to have the opportunity to express publicly my personal appreciation of working and spending time with Dr Laurence Mound. I remember very clearly the first time I met Laurence. It was ten years ago during my China-Australia joint doctoral program (2012 to early 2014). I was so proud to be one of his Ph.D. students as I was aware of Laurence's extraordinary standing in entomology and particularly in Thysanoptera research. I was very nervously looking forward to meeting Laurence for the first time because of his worldwide reputation. With mixed emotions, I met him and his wife, Alice Wells, at the Canberra airport. I felt warmly welcomed by the smiles on

their faces and two big hugs. This combination of kindness, openness, empathy, and enthusiasm is typical of both Laurence and Alice and immediately helped me to feel at ease. For the following 14 months, I worked closely with Laurence and kept close contact with Alice.

Laurence's passionate and meticulous scientific research deeply inspired me. I particularly enjoyed the shared anecdotes about earlier thrips workers, enabling me to feel relaxed despite the intense work. He usually walked into my office humming a song. Thrips studies were fun! Yes, but he was also serious and thorough in teaching approaches to research problems and techniques, and to encouraging enquiry. I shall never forget his words: 'Good slides are the most fundamental and important thing for studying thrips', and to that end he taught me subtle tricks for slide making. From Laurence, I also learned that taxonomy is not easy; it is more than just describing species. It is critical for understanding their biology—emphasizing gathering useful (real) host data, and one should try one's best to view the specimens, not just copy the records.

Laurence's guidance reshaped my view of taxonomy and research. As a young student, I had no idea that I might become a thrips researcher for my occupation. While working with him, I began to see a possible path for future study on thrips. Fortunately, I was employed by Shaanxi University of Technology, and have been able to continue thrips research and maintaining close contact with Laurence. He has always been helpful and supportive.

Meeting again during the 2019 thrips conference in Yunnan, motivated me to return to Australia in 2023 for a year-long visit. Laurence is still passionate about thrips studies and as kind and well respected as ever. My time with Laurence has been educational, inspiring, curious, funny, and productive. He has influenced not only my scientific understanding but also my career as a thrips researcher. He is an excellent mentor and friend to me. I am truly honored to have had the opportunity to work with him for a year during his 90 years. I am also profoundly grateful for his invaluable assistance with my thrips research.

Mark S. Hoddle

Professor, Department of Entomology, University of California, Riverside, USA

Profound Impacts: A Sincere Thank You to Laurence Mound for Many Years of Mentorship and Friendship

I first became aware of Laurence Mound's taxonomic work while working on the biological control of a newly invasive whitefly pest, *Bemisia tabaci* (also known as *B. argentifolii*), as a Ph.D. student in the Department of Entomology at the University of Massachusetts, Amherst. Yes, whiteflies, not thrips, and my go to reference was Mound and Halsey (1978): "Whitefly of the world: a systematic catalogue of the Aleyrodidae (Homoptera) with host plant and natural enemy data". After starting at UC Riverside as an extension specialist in biological control in April 1997, I found myself working on a highly destructive, newly invasive and undescribed thrips pest attacking avocados. The pest, commonly referred to as avocado thrips, was described and named *Scirtothrips perseae*, by Sueo Nakahara. This insect was to become my bridge to Laurence. In 1997, in response to the *S. perseae* invasion, Laurence was invited by the California Avocado Commission where he presented a series of highly informative and skillfully crafted talks to California avocado growers on pest thrips and their management. The impact of these talks on me as a young scientist and on the avocado-producing community was profound. It was immediately clear to me that Laurence was somebody with whom I wanted to develop a strong and lasting professional relationship. So, how could this goal be achieved? My big weakness as a researcher working on thrips (and arguably still is!) was a severe inability to identify these insects confidently! Laurence was obviously the world's preeminent thrips taxonomist and would be an awesome mentor. Would he agree to take me under his wing and teach me how to work on collecting and identifying thrips, especially *Scirtothrips* spp.? This goal was achieved in 2003 with a transformative three-month sabbatical in Laurence's lab at CSIRO's Black Mountain Campus in Canberra. Together we published a paper in *Zootaxa* entitled: "The Genus *Scirtothrips* in Australia". Subsequently we have jointly published numerous articles, including checklists for thrips found in French Polynesia, the Galápagos Islands and Hawai'i, and on thrips infesting avocados in Tanzania. Our most important contribution to thrips researchers was the release of the online Lucid key, "Thysanoptera Californica". Laurence has always been extremely generous with his time with respect to instruction, guidance, and insight. This last point, insight, is best described as our deep discussions on thrips taxonomy, phylogeny, biology, and behavior, especially the "unknowns" which have always been extremely interesting and provide the motivation to keep working on these enigmatic insects. Field work with Laurence and Alice Wells has always been a memorable mix of visiting amazing natural areas, interesting natural history and plant identification lessons, wildlife viewing, and stimulating conversations on wide ranging topics. Collectively, these

things add up to make a super-fun day out together. I'd be remiss if I didn't mention our many evenings together enjoying very good wine and fine home-made dinners with Alice's baked quince for dessert. I offer a sincere and deep "thank you" to Laurence, and Alice, for being such good friends, for making me a much better entomologist, and for sharing so much with me over so many years.

Masami Masumoto

Professor, Tokyo University of Agriculture, Tokyo, Japan

I was introduced to Professor Laurence Mound by my teacher Professor Shûji Okajima, Tokyo University of Agriculture. I first sent Laurence an email in 1999, asking him some questions about *Mycterothrips*, and I still contact him for advice about studying thrips taxonomy to this day. In 2002, I had the opportunity to collaborate with Professor Mound to study Australian Thysanoptera at CSIRO, Canberra, from September to November. He made me welcome to study thrips at CSIRO even though I had few achievements at that time. During the stay, I collected thrips with him at several places such as around Canberra, Jamberoo Mountain Road, Tidbinbilla, and Sydney, and studied the slides of thrips deposited in CSIRO at his laboratory. The results of this collaboration were completed as some publications such as description of *Trichromothrips veversae*, monographs of Australian Thrips, or *Anaphothrips*. In Canberra, not only did I study thrips, but also, enjoyed lunch with him at CSIRO's garden every day and sometimes teatime or dinner at his home. I learned many things from him through field and laboratory work. These experiences are good memories and helped my study.

Since my first email to him till now, I have asked him for advice time after time, and he assists me each time. I salute him on his 90th birthday and thank him for his considerate guidance throughout my career.

Rachana R. Remani

Scientist, Indian Council of Agricultural Research, National Bureau of Agricultural Insect Resources, Bengaluru, India.

Laurence Mound: My peerless Mentor—a tribute from a virtual student

It is with immense pleasure that I recall my very pleasant association with Dr Laurence Mound over the last 9 years. To be precise, my first mail communication with Laurence started on 22 April 2015, 13 days after my joining as a young scientist at ICAR-NBAIR (Indian Council of Agricultural Research, National Bureau of Agricultural Insect Resources), Bengaluru, finishing my ARS training. I was assigned to initiate my career in thrips taxonomy and could not see where to start and whom to contact for getting initial guidance. After getting a few researchers names specialized in thrips taxonomy from the internet, I randomly picked a few and e-mailed to them. To my surprise, I received a quick response from Laurence referring to active thrips taxonomists of India with citations of a few useful websites for understanding the subject. From then on, an uninterrupted flow of encouragement, guidance, harsh scolding, and healthy arguments on thrips commenced. I used to address him "Sir" and once he softly told me "Please stop calling me Sir—it makes me feel so old!" and after that our conversation began with "Dear Laurence".

Further on when I was pursuing my Ph.D., frequency of our mail communications increased asking for literature, seeking his expertise in confirming identities and solving the taxonomic confusions of thrips specimens I collected during exploratory trips. I should confess that I used to write initial mails with fear because now and then I was getting doubts which were very basic, and I was communicating with one who is personified as doyen of Thysanoptera. But I should admit that he was kind enough to come down to a beginner's level, had immense patience to read my very lengthy mails line by line and addressed each and every query asked, in spite of his busy schedules. He open-heartedly encourages youngsters to get friendly with thrips and shares his expertise with whoever approaches him irrespective of geographic boundaries. Each one receives individual attention on different aspects of thrips taxonomy, with equal emphasis on thrips' biology and host association. I am always amazed with his remarkable tireless energy, sharp memory and grip on photoshop. One more quality I should emphasize is his readiness to help beginners in publishing by reshaping the first draft of their manuscripts and I am one of the beneficiaries.

I was once curious about a thrips picture printed on his letter head sent to me. I asked him why the specimen looked so bizarre, and he told it is because of physogastry and in continuation with that our discussion went on

about curious phenomena in Tubuliferan thrips. To understand better, he told me he was sending a copy of his book “Evolution of Ecological and Behavioural Diversity: Australian Acacia Thrips as Model Organisms” and I requested him to put his signature on cover page. He agreed and sent me a signed copy along with a best wishes message on its front page. I have a photo of Laurence in my workspace and two signed parcel covers received from him are treasured as invaluable gifts. Even, I have never deleted any of our e-mail communications.

His mentoring has been a source of inspiration for me, and it has motivated me to a greater passion and commitment towards thrips in general and taxonomy in particular. In due course, his inspiration has increased the quality and quantity of my research on thrips.

Now I look forward to meeting my mentor in person someday.

I can write innumerable pages about my association with Laurence, but I had already exceeded the allowed word limit of 400.

Laurence, on your 90th birthday, I pray that God’s choicest blessings are showered on you and I wish you good health and happiness and that you will continue to be a guide, preceptor and the great mentor for me as well as many other researchers.

Shuji Okajima

Professor (retired), Tokyo University of Agriculture, Tokyo, Japan

I do not remember exactly when my first contact with Laurence was, probably half a century ago. However, I found an acknowledgment for him in my early paper on ‘the *Idiothrips* complex’ that was published in March 1976. Therefore, it is likely that we were in contact around 1974, when I was still a graduate student of TUA. Since then, the exchange has continued to the present, except for the period when I was away from my research due to university affairs for a while, and I frequently asked for his opinion and lent and borrowed specimens.

During our long relationship, I was particularly impressed by the fact that I have had three opportunities to collect thrips together with him so far. The first time was in Japan in August 1980, when the International Congress of Entomology was held in Kyoto, where we collected thrips in Kyoto, Nara, and Osaka, and he stayed at my parents' house in Osaka. The second time was in Taiwan in March–April 1993, when he was staying in Taiwan at the invitation of Dr. C.L. Wang of TARI (Taiwan Agricultural Research Institute). Although it was a short period of time, the three of us collected in some places around Taichung, and I was impressed by the preparation of the manuscript of the co-authored paper on *Gynaikothrips ficorum* under Laurence’s leadership during that period. The paper was published in January 1996 (LAM no. 139), and it was probably our first co-authored paper. The third time was in Australia in March 2006, where we met in Brisbane and collected for a few days together with D.J. Tree of QDPI. After that, he and I took turns driving the car and traveling to Canberra for a few days while collecting thrips. Then, in Canberra, I stayed at his house and spent time in his laboratory at CSIRO, which left a strong impression on me.

His research on thrips is unsurpassed in both qualitative and quantitative terms. Many entomologists, me included, tend to be a little lazy, but I am also surprised that he is always quick to act. He responds quickly to troublesome inquiries, and he completes my long and unfinished manuscript editing perfectly in a short period of time. Moreover, and this is the most important thing, his advice and suggestions are always very helpful. Of course, I continue to strive to uphold his teachings.

William D. J. Kirk

Professor Emeritus, Keele University, Kelle, UK

In 1981, when I started my PhD on flower thrips at Cambridge University, I visited the two leading thrips researchers in the UK for advice—Laurence Mound at the Natural History Museum in London and Trevor Lewis at Rothamsted. The visits were fantastic introductions to the world of thrips. I have exchanged emails with Laurence and talked with him at conferences frequently over the following 43 years. I have turned to him for his vast knowledge of thrips and for the intellectual stimulation and challenge of his conversation. Our discussions have always been thought-provoking. He was “the thrips expert” at the start of my career in 1981 and is still “the thrips expert” after my retirement in 2023. His research contributions and productivity over more than half a century are phenomenal.

However, in my view, just as remarkable are the effects he has had on other researchers by encouraging, inspiring and stimulating their research. He has always been generous with his time and ideas of what to research. When I first met him in 1981, he suggested that I should not research flower thrips for my PhD, but instead study variation in the onion thrips (*Thrips tabaci*). On that occasion, I did not follow his suggestion, but the idea stayed with me and, curiously, after more than 40 years, I have started collaborating with others on chemical variation in the onion thrips. Other ideas and research challenges “planted” long ago during conversations with Laurence were that thrips could not feed on pollen grains and that thrips were too small to have pheromones. I am sure that these passing comments were intended to provoke research. The first comment helped to stimulate years of my research on pollen feeding in flower thrips. The second comment helped to stimulate my discovery of the first aggregation pheromone in thrips and the development of the first commercial pheromone lures for management of the western flower thrips (*Frankliniella occidentalis*).

Laurence was the external examiner for my PhD in 1984 and a referee for my various appointments and promotions over the following decades. I am most grateful to him for his support, encouragement and stimulation of ideas throughout my career.

Acknowledgements

We thank all collaborators who have sent their testimonials and/or manuscripts to integrate this special issue. We also thank Roberto Zucchi, Cheryle O’Donnell and Hongrui Zhang for the photos (Figs 8–10) they provided to illustrate the present work.

References

- Funderburk, J. & Hoddle, M. (2011) Laurence Alfred Mound and his contributions to our knowledge of the Thysanoptera. *Zootaxa*, 2896 (1), 9–36.
<https://doi.org/10.11646/zootaxa.2896.1.3>
- ThripsWiki (2023) Thripswiki: providing information on the world’s thrips. Available from: http://thrips.info/wiki/Main_Page (accessed 10 November 2023)